



Ministry
of Justice

Gender Recognition Certificate Statistics October to December 2013

Ministry of Justice
Statistics bulletin

Published 6 March 2014

Executive Summary

This publication presents the latest statistics on applications for Gender Recognition Certificates that were received and dealt with by the Gender Recognition Panel in the quarter October to December 2013.

- The number of applications for Gender Recognition Certificates received in the period October to December 2013 was 82, in line with the average quarterly figure.
- Between October and December 2013, 77 applications were dealt with, a decrease of 28% compared to the previous quarter, and just 5% less than the number dealt with during this period last year.
- A full Gender Recognition Certificate was issued in 79% of cases dealt with; of these 59% were issued to individuals who were registered male at birth, while 41% were issued to individuals who were registered female at birth. The proportion of certificates granted to people registered female at birth has risen over the last two years.
- Of the 171 interim Gender Recognition Certificates granted between 1st April 2005 and 31st December 2013, to date 67% have been converted to a full certificate.
- For those people that convert interim certificates to full certificates, the majority (59%) of people convert within 30 weeks.

Introduction

This quarterly bulletin presents summary statistics on Gender Recognition Certificates applied for and granted by the Gender Recognition Panel (GRP) during **October to December 2013** (the third quarter of 2013/14), along with quarterly data since April 2009. They are published by the Ministry of Justice, with assistance from officials at the GRP.

The GRP is part of Her Majesty's Courts and Tribunals Service (HMCTS), which is an executive agency of the Ministry of Justice. The GRP is comprised of judicially trained legal and medical members and is supported by an administrative team. The panel sit in private and consider the documentary evidence supplied by the applicant in support of their application. More information about the work of HMCTS can be found on the Ministry of Justice website at www.justice.gov.uk/about/hmcts.

Accompanying Excel tables

Statistical tables accompanying this bulletin can be found at:

<https://www.gov.uk/government/collections/gender-recognition-certificate-statistics>

Please note that the statistics for full certificates issued presented in Tables 1 to 4 which accompany this bulletin do not count those issued by a court subsequent to an earlier interim certificate; the statistics relate only to those full certificates which are issued by the Panel. Table 5 shows the number of interim certificates converted to a full GRC by a court.

For background information on the Gender Recognition process please refer to 'A Guide to Court and Administrative Justice Statistics', which is available at:

<https://www.gov.uk/government/publications/guide-to-court-and-administrative-justice-statistics>

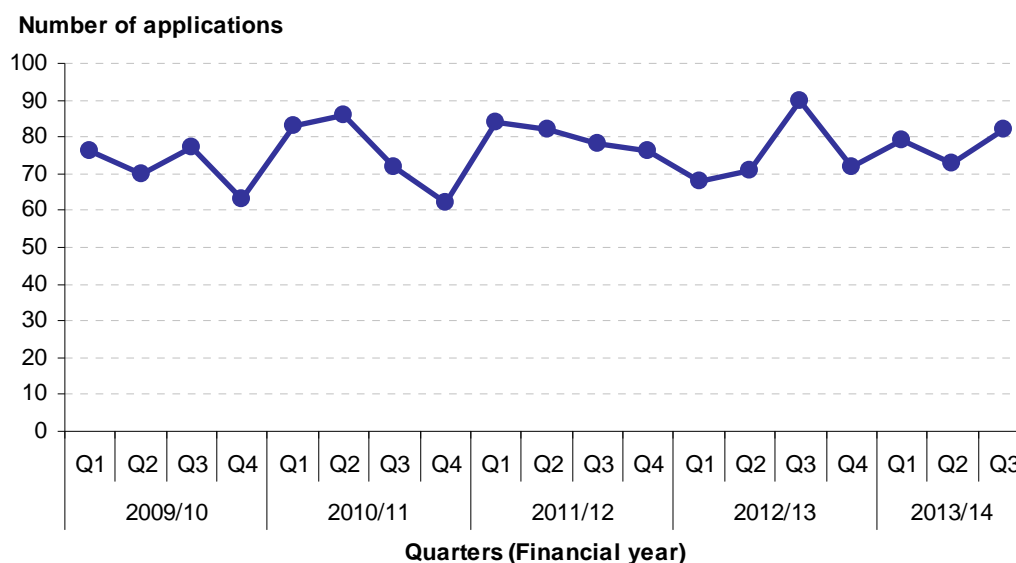
If you have any feedback, questions or requests for further information about this statistical bulletin, please direct them to the appropriate contact given at the end of this report.

Applications for Gender Recognition Certificates

A total of 82 applications were received by the Gender Recognition Panel (GRP) in the quarter October to December 2013 (see Tables 1 and 2). Overall, the number of applications has followed a broadly flat trend over the past five years (see Figure 1).

Of the 82 applications in the quarter, 79 (96% of the total) were 'standard track' applications, whilst a further three were 'overseas track' applications.

Figure 1: Applications received by the Gender Recognition Panel, April 2009 to December 2013



At the end of December 2013, a total of 51 applications were in progress awaiting final resolution, some of which are from earlier periods. This was an increase of 11% from the previous quarter.

Initial outcome of applications (Table 1)

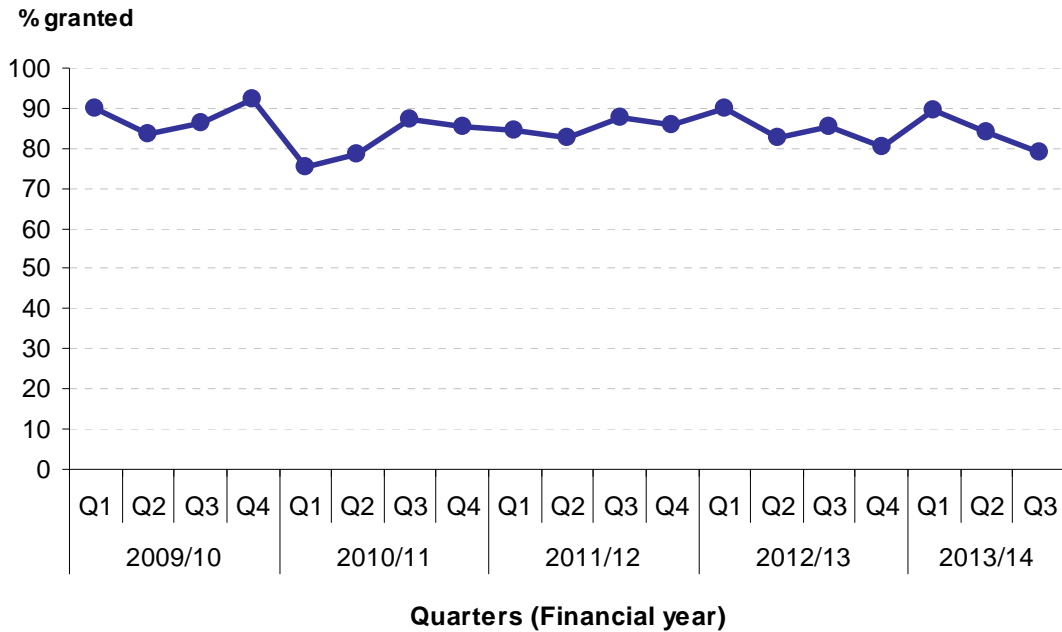
A total of 77 applications were dealt with by the GRP during the period October to December 2013, meaning that either a decision had been taken by the GRP to grant or to refuse a Gender Recognition Certificate (GRC), or the applicant withdrew their application.

Of the applications dealt with in October to December 2013, a full GRC was granted in 61 cases (79% of the total, see Figure 2). In these cases the person was judged by the GRP to have satisfied the criteria for legal recognition in their acquired gender.

There were eight cases where an interim GRC was granted, which meant that the application was successful but the applicant was married or in a civil partnership at the time.

A further three applications were refused during October to December 2013, while five applications were withdrawn.

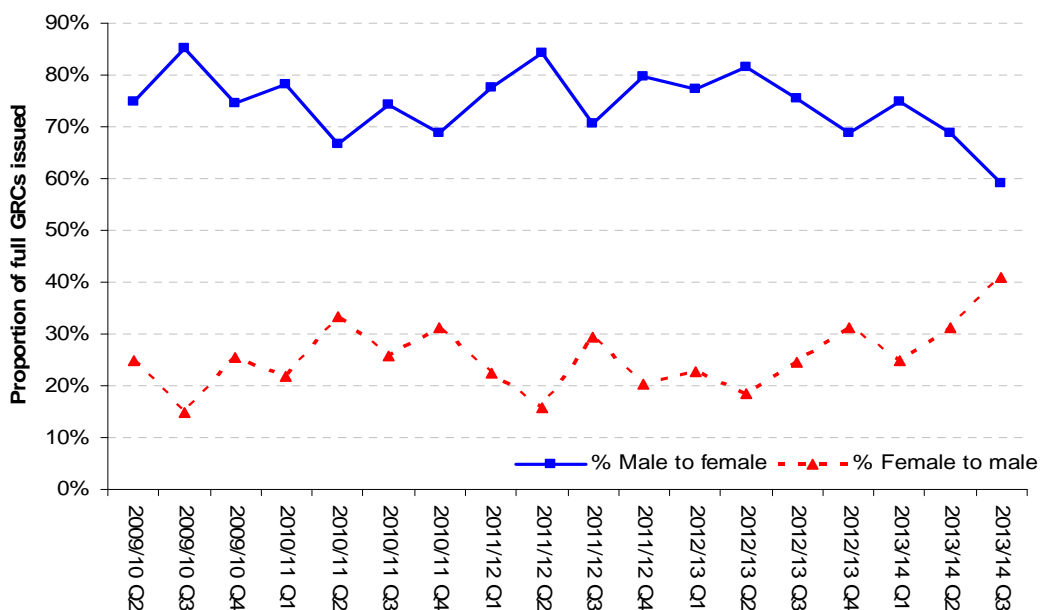
Figure 2: Proportion of applications dealt with where a full Gender Recognition Certificate was granted, April 2009 to December 2013



Gender Recognition Certificates granted – demographic statistics (Table 4)

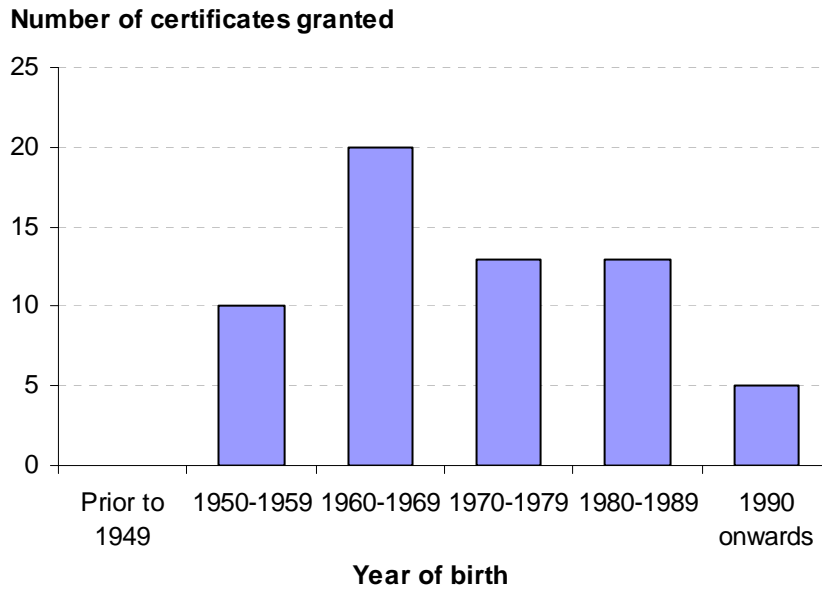
Of the 61 full Gender Recognition Certificates granted in October to December 2013, 36 (59%) were granted to individuals who were registered male at birth (who thus legally became female as a result). The remaining 25 (41%) were granted to individuals who were registered female at birth. This compares to 85% of certificates granted to individuals who were registered male at birth in October to December 2009.

Figure 3: Full Gender Recognition Certificates granted, July 2009 to December 2013, by gender



Full Gender Recognition Certificates were granted to applicants of a range of ages. The highest number of certificates was granted to applicants born between the years 1960-1969 (see Figure 4).

Figure 4: Full Gender Recognition Certificates granted between October and December 2013, by year of birth



Note: In the quarter October to December 2013, no full GRCs were granted to individuals born prior to 1949.

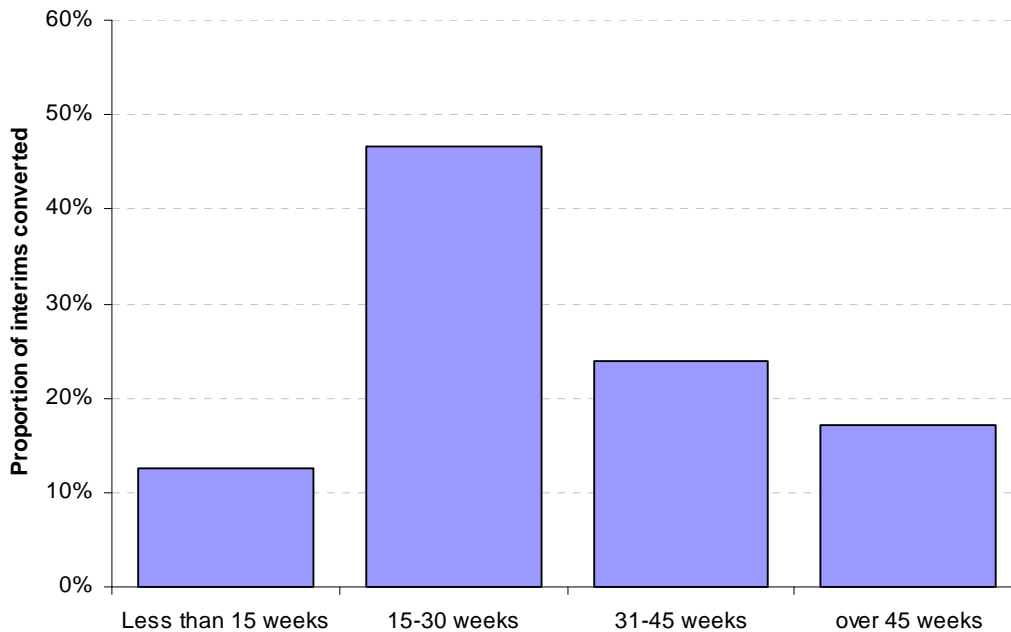
Conversion of Interim to Full Gender Recognition Certificates

This analysis looks at the conversion of interim Gender Recognition Certificates to full Gender Recognition Certificates. This is based on cases where full details of the dates are available.

Between 1st April 2005 and 31st December 2013 there were 171 interim certificates issued by the Gender Recognition Panel (see Table 5). As of 31st December 2013, 67% of these had been converted to a full Gender Recognition Certificate. Please note this proportion may change in subsequent periods as more data becomes available.

For those people who converted interim certificates to full certificates, the majority (59%) of people converted within 30 weeks.

Figure 5: Time for conversion from interim to full Gender Recognition Certificates between 1st April 2005 and 31st December 2013



Explanatory notes

Users of the statistics

The main users of these statistics are Ministers and officials in central government responsible for developing policy with regards to gender recognition. Other users include local authorities, other central government departments, and non-governmental bodies, including various transgender voluntary organisations. The statistics are used to monitor the number of applications received and dealt with by the GRP each quarter.

One-off revision to statistics up to the end of December 2013

Further investigation into the number of interim certificates issued by the GRP identified the need to make minor revisions to several figures in previous quarters. These figures, marked (r) in the tables, have now been revised accordingly. Any questions regarding these revisions should be directed to the contact at the end of this bulletin.

Contacts

Press enquiries on the contents of this bulletin should be directed to the HM Courts and Tribunals Service press office:

Tel: 020 3334 6510

Queries regarding the work of the Gender Recognition Panel should be directed to:

Gender Recognition Panel

PO Box 9300

Leicester

LE1 8DJ

Tel: 0845 355 5155

Email: grpenquiries@hmcts.gsi.gov.uk

Other enquiries about these statistics should be directed to:

Caroline Nauth-Misir

Ministry of Justice

7th Floor

102 Petty France

London

SW1H 9AJ

Tel: 020 3334 3111

Email: statistics.enquiries@justice.gsi.gov.uk

General enquiries about the statistical work of the Ministry of Justice can be emailed to: statistics.enquiries@justice.gsi.gov.uk

General information about the official statistics system of the UK is available from www.statistics.gov.uk

© Crown copyright

Produced by the Ministry of Justice

Alternative formats are available on request from statistics.enquiries@justice.gsi.gov.uk