

**OSR 09/2011**

**28 April 2011**

**Coverage: England**

**Theme: Children,  
Education and Skills**

**Issued by**

Department for Education  
Sanctuary Buildings  
Great Smith Street  
London SW1P 3BT

**Telephone:**

**Press Office**  
020 7925 6789

**Public Enquiries**  
0370 000 2288

**Statistician**

Alexandra Sarikaki

**Email**

Alexandra.Sarikaki  
@education.gsi.gov.uk

020 7340 8112

**Internet**

<http://www.education.gov.uk/rsgateway/DB/STR/d001002/index.shtml>

## **EFFECTIVENESS OF CHILD AND ADOLESCENT MENTAL HEALTH SERVICES (CAMHS)**

### **INTRODUCTION**

This release provides national and local level information on key aspects of service provision that should be in place locally to meet the needs of children and young people with mental health problems effectively.

Each Local Authority has provided a self-assessment score against four questions, each in a range from 1 to 4 (low–high). The questions asked of Local Authorities are based on the definition of comprehensive CAMHS provision as given in the DH National Service Framework for Children, Young People and Maternity Services. The topics covered by the four questions are:

- The development and delivery of CAMHS for children and young people with learning disabilities
- Appropriate accommodation and support for 16/17 year olds
- The availability of 24 hour cover to meet urgent mental health needs
- The joint commissioning of early intervention support

A Local Authority total score is calculated by summing the scores from each of these four topics/questions, giving a minimum of 1 and a maximum of 16. Average scores for England and for each Region are found by taking the average of Local Authority scores. The figures are comparable to the baseline scores from 2008 and a table showing results at national, regional and Local Authority level for the last three years is included.

The responses to the questions are provided annually by Local Authorities to the Children's Services Mapping team at Durham University, who collate and provide this data to the Department for Education.

This is the third statistical release in this series and refers to the state of services as at 31<sup>st</sup> December 2010.

The figures inform the previous government's National Indicator 51 on Effectiveness of Child and Adolescent Mental Health Services.

### **Data Concerns**

Due to the self-reported nature of this collection, it is acknowledged that there may be an element of subjectivity or bias to the scores. In addition it is not possible to determine if the lower response rate of this year's return does not introduce further selection bias to the return. However, an analysis of the returns from previous years of LAs that chose not to respond this year shows similar performance and trend as LAs who have responded in all three years.

## KEY FINDINGS

When considering the key findings shown below one must bear in mind the data concerns highlighted above.

- the average national self-assessment figure for 2010 is 15.2 (Chart 1, Table 1).
- there has been a steady improvement in the total of scores over time, up from an average of 13.8 for the first self-assessment in 2008 and 14.7 in 2009 (Chart 2, Table 2).
- in 2010 the highest self-assessment scores are in East Midlands (16.0) and lowest average in the East of England (14.7) and South East (14.8) (Chart 1, Table 2).
- all regions show improvement on average, with the largest gains being made in the East of England, Yorkshire and the Humber and the West Midlands (Chart 2, Table 2).
- there have been improvements in all four individual measures over time. However, despite the measure 'delivery of full range of early intervention support for children experiencing mental health problems' having improved the most over time, it remains the lowest scoring measure (Chart 3, Table 2).
- Comparing total scores at LA level for 2009 and 2010 shows that out of the 102 local areas which provided scores, 37 local areas have improved while 56 show no change and 9 have experienced a decline (Table 2).

## Charts

Chart 1: Total score of effectiveness of child and adolescent mental health services (CAMHS)

Data refers to services as at 31<sup>st</sup> December 2010, by Region in England

Chart 2: Total score of effectiveness of child and adolescent mental health services (CAMHS)

2008-2010, by Region in England

Chart 3: Effectiveness of child and adolescent mental health services (CAMHS) by each individual topic,

2008-2010, in England

## Tables

Table 1: Effectiveness of child and adolescent mental health services (CAMHS), Data refers to services as at 31<sup>st</sup> December 2010, by Local Authority and Region in England

*Additional Table available in Excel version only*

Table 2: Effectiveness of child and adolescent mental health services (CAMHS), 2008-2010, by Local Authority and Region in England

**Technical Notes:**

Local Authorities self assess a score of 1- 4 against the four questions. A score of:

- 1 suggests that no protocols are in place
- 2 suggests that protocols are in place but no services
- 3 suggests that protocols and services are in place and partially implemented
- 4 suggests that protocols and services are in place and fully implemented

Therefore this produces a minimum score of 4 and a maximum score of 16.

The figures for national and regional levels are averages of the LA scores.

**Coverage:**

This publication covers three yearly sets of data (1. data refer to services as at 31<sup>st</sup> December 2008; 2. as at 31<sup>st</sup> December 2009 and 3. as at 31<sup>st</sup> December 2010). The response numbers for each of the returns were 148 Local Authorities in set one; 152 in set two; 102 in set three. Since set two (April 2009) self-evaluation scores have been provided by the newly established Local Authorities of Cheshire West and Chester, and Cheshire East as well as Bedford and Central Bedfordshire, which used to be single authorities under the names of Cheshire and Bedfordshire respectively.

Due to change of policy priorities at a local level some local authorities have exercised the right not to participate as this collection is voluntary. In addition, in previous years this data was collected as part of a larger data collection, Children's Services Mapping (CSM). Following a review last year CSM was stopped. This is also likely to have affected response rates. Almost one third of Local Authorities (50 out of 152) did not provide data for this collection. This is the lowest response rate recorded, and thus care needs to be taken when comparing national and regional data to previous years.

**Data source and Quality:**

The publication demonstrates the extent to which Local Authorities consider themselves to be adequately equipped to administer child and adolescent mental health services. In this regard, it is acknowledged that there may be an element of subjectivity or bias to the scores as they are based on self assessment. The criteria and grading were developed in consultation with key stakeholders and trialled on a small group of Local Authorities.

Although the number of Local Authority returns received for the 2010 set of data was lower than for previous years (102), comparison of scores from previous years suggests that the performance of these Local Authorities is broadly representative of the performance of all Local Authorities. Initial analysis indicates that the reported performance in previous years of Local Authorities which did not submit returns this year is similar to Local Authorities who have provided data in all years.

**Confidentiality**

This publication contains data relating to Local Authority self-assessment scores and so does not have any implications for the confidentiality of individuals' personal information.

**Revisions**

There are no planned revisions to this publication. If any revisions become necessary in the future, these will be made in accordance with our policy published at:

<http://www.education.gov.uk/rsgateway/nat-stats.shtml>

## Related Publications

There is specific guidance provided on the fourth question on provision of early intervention support. This guidance was made available to local authorities and can be viewed at:

<http://webarchive.nationalarchives.gov.uk/20100202120842/http://www.dcsf.gov.uk/everychildmatters/resources-and-practice/IG00640/>

The DH indicator complementary to former NI 51 measures quarterly performance at PCT, SHA region and national level. This CAMHS indicator is one of the Vital Signs indicators, and is a 'Tier 2 priority' in the current NHS Operating Framework. It uses the same 4 questions, with an identical rating scale, and data for this is collected quarterly. Latest data available at:

[http://www.dh.gov.uk/en/Publicationsandstatistics/Statistics/Perfomancedataandstatistics/Vitalsignsmonitoring/DH\\_112554](http://www.dh.gov.uk/en/Publicationsandstatistics/Statistics/Perfomancedataandstatistics/Vitalsignsmonitoring/DH_112554)

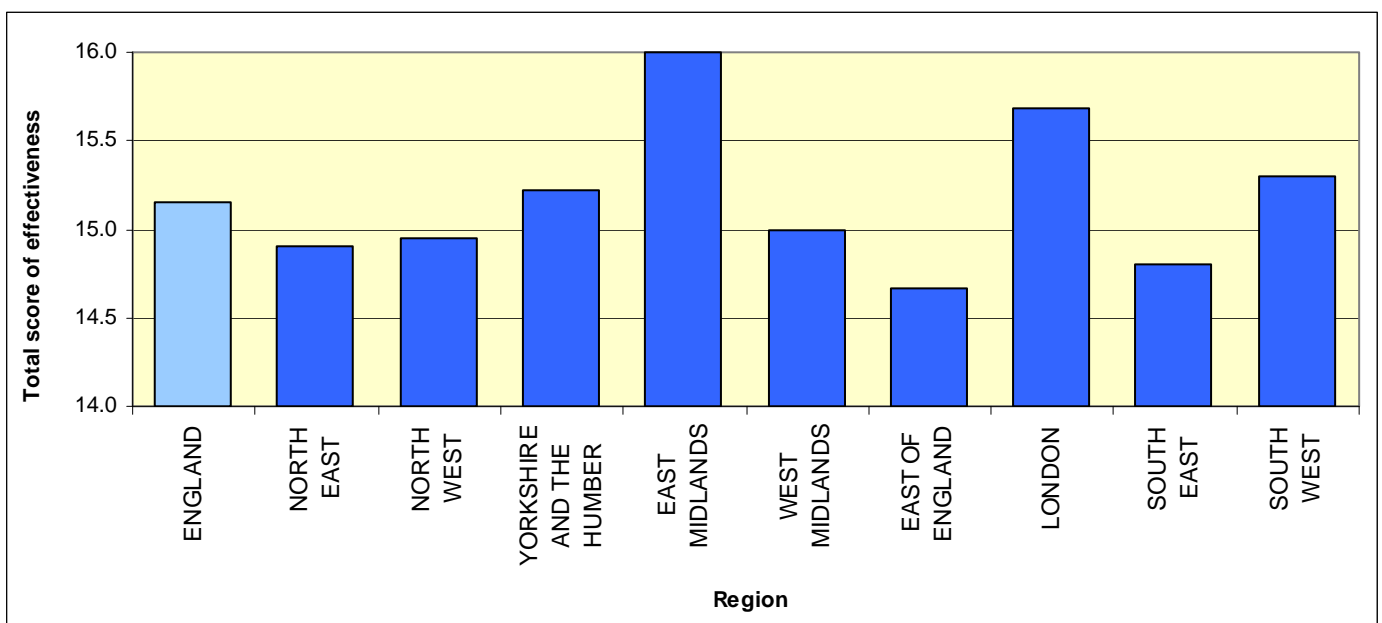
The definition of 'Comprehensive CAMHS' is based on Appendix 2 of the Mental Health and Psychological Well being of Children and Young People Standard of the National Service Framework for Children Young People and Maternity Services. This is available at:

[http://www.dh.gov.uk/en/Publicationsandstatistics/Publications/PublicationsPolicyAndGuidance/DH\\_4089114](http://www.dh.gov.uk/en/Publicationsandstatistics/Publications/PublicationsPolicyAndGuidance/DH_4089114)

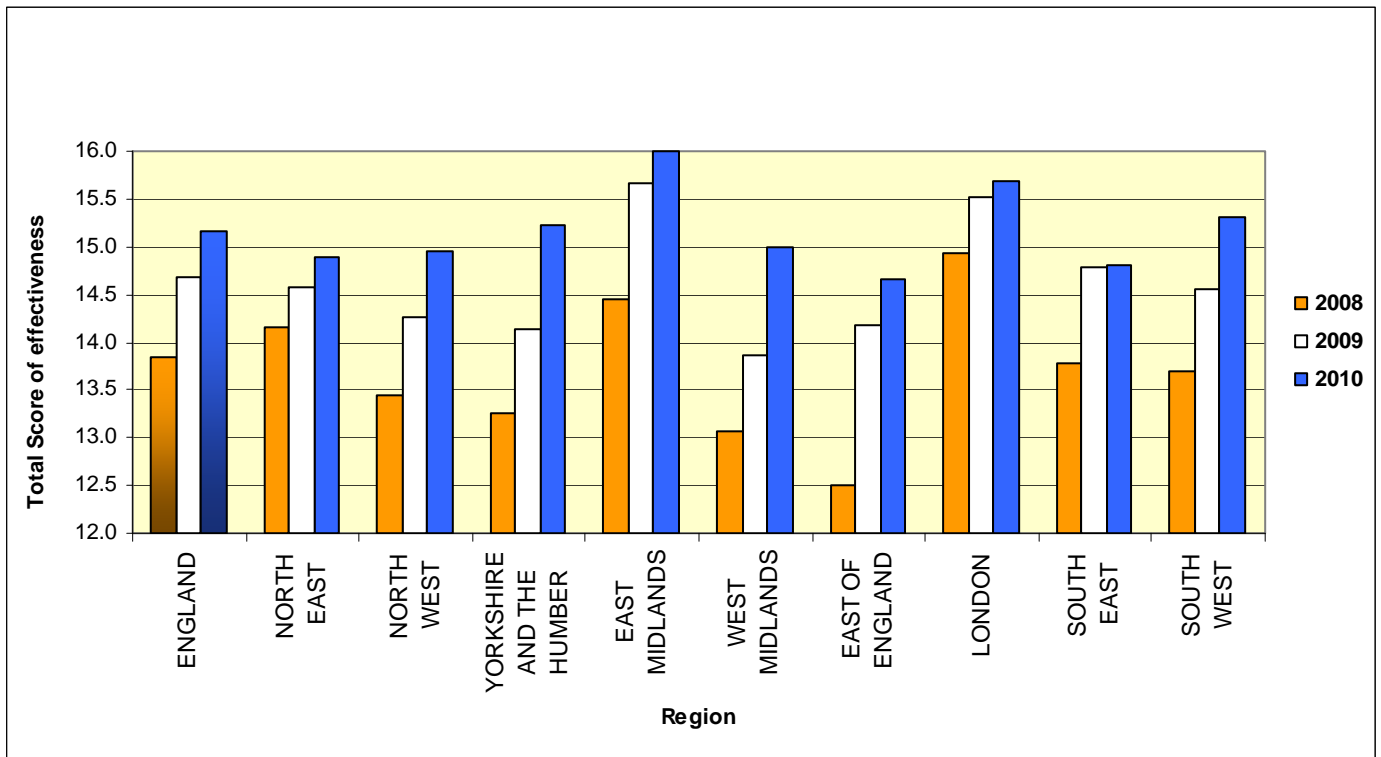
The 2010 publication on Effectiveness of Child and Adolescent Mental Health Services, as at December 2009, is available at:

<http://www.education.gov.uk/rsgateway/DB/STR/d000932/index.shtml>

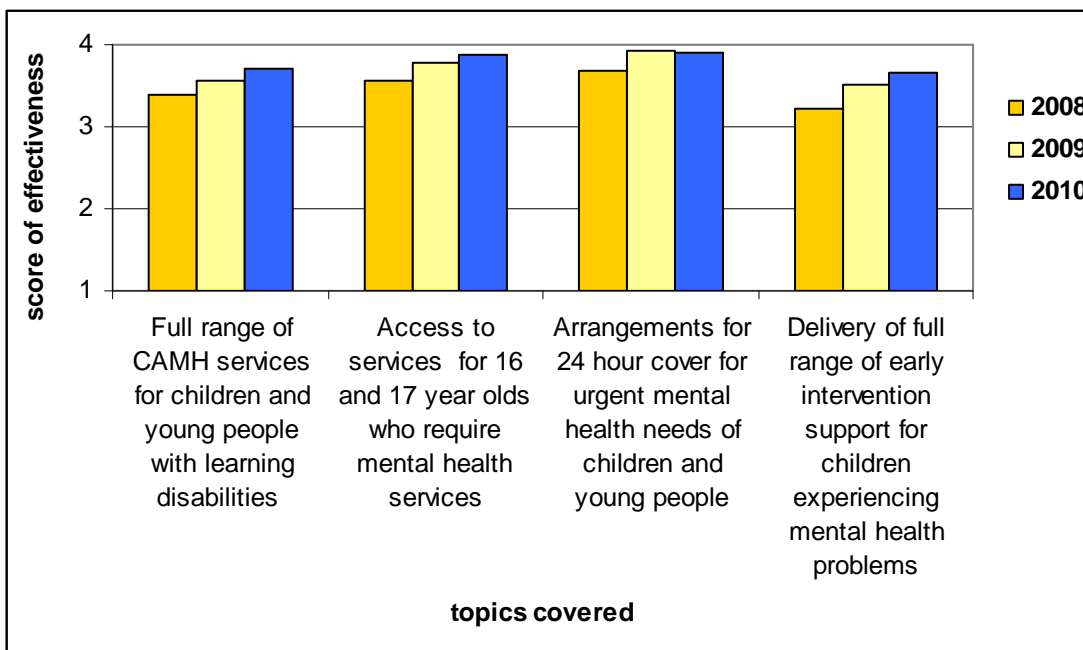
**Chart 1: Total score of effectiveness of child and adolescent mental health services (CAMHS)**  
Data refer to services as at 31<sup>st</sup> December 2010  
by Region in England



**Chart 2: Total score of effectiveness of child and adolescent mental health services (CAMHS) 2008-2010 by Region in England**



**Chart 3: Effectiveness of child and adolescent mental health services (CAMHS) by each individual topic, 2008-2010 in England**



**Table 1: Effectiveness of child and adolescent mental health services (CAMHS) <sup>(1) (6) (7) (8)</sup>**  
**Data refers to services as at 31<sup>st</sup> December 2010**  
**by Local Authority Area and Region in England <sup>(2)</sup>**

			Full range of CAMH services for children and young people with learning disabilities	Access to services for 16 and 17 year olds who require mental health services	Arrangements for 24 hour cover for urgent mental health needs of children and young people	Delivery of full range of early intervention support for children experiencing mental health problems <sup>(4)</sup>	Total Score <sup>(2) (3)</sup>
<b>ENGLAND <sup>(5)</sup></b>			<b>3.7</b>	<b>3.9</b>	<b>3.9</b>	<b>3.7</b>	<b>15.2</b>
<b>NORTH EAST <sup>(5)</sup></b>			<b>3.7</b>	<b>3.8</b>	<b>3.9</b>	<b>3.5</b>	<b>14.9</b>
841	E06000005	Darlington	4	4	4	4	16
840	E06000047	Durham	4	4	4	4	16
390	E08000020	Gateshead	4	4	4	4	16
805	E06000001	Hartlepool	3	4	4	3	14
806	E06000002	Middlesbrough	..	..	..	..	..
391	E08000021	Newcastle upon Tyne	4	4	4	4	16
392	E08000022	North Tyneside	3	3	4	3	13
929	E06000048	Northumberland	4	4	4	3	15
807	E06000003	Redcar and Cleveland	3	3	4	3	13
393	E08000023	South Tyneside	4	4	3	3	14
808	E06000004	Stockton-on-Tees	..	..	..	..	..
394	E08000024	Sunderland	4	4	4	4	16
<b>NORTH WEST</b>			<b>3.7</b>	<b>3.8</b>	<b>3.9</b>	<b>3.5</b>	<b>14.9</b>
889	E06000008	Blackburn with Darwen	3	3	4	3	13
890	E06000009	Blackpool	4	4	4	4	16
350	E08000001	Bolton	3	3	3	3	12
351	E08000002	Bury	..	..	..	..	..
895	E06000049	Cheshire East	4	4	4	3	15
896	E06000050	Cheshire West and Chester	4	4	4	3	15
909	E10000006	Cumbria	..	..	..	..	..
876	E06000006	Halton	3	4	4	3	14
340	E08000011	Knowsley	4	4	4	4	16
888	E10000017	Lancashire	3	3	4	3	13
341	E08000012	Liverpool	4	4	4	4	16
352	E08000003	Manchester	4	4	4	4	16
353	E08000004	Oldham	4	4	4	4	16
354	E08000005	Rochdale	4	4	4	3	15
355	E08000006	Salford	4	4	4	4	16
343	E08000014	Sefton	4	4	4	3	15
342	E08000013	St. Helens	..	..	..	..	..
356	E08000007	Stockport	3	3	4	4	14
357	E08000008	Tameside	..	..	..	..	..
358	E08000009	Trafford	4	4	4	4	16

			Full range of CAMH services for children and young people with learning disabilities	Access to services for 16 and 17 year olds who require mental health services	Arrangements for 24 hour cover for urgent mental health needs of children and young people	Delivery of full range of early intervention support for children experiencing mental health problems <sup>(4)</sup>	Total Score <sup>(2)</sup> <sup>(3)</sup>
877	E0600007	Warrington	3	4	4	3	14
359	E08000010	Wigan	4	4	4	4	16
344	E08000015	Wirral	4	4	4	4	16
<b>YORKSHIRE AND THE HUMBER</b>			<b>3.7</b>	<b>4.0</b>	<b>3.9</b>	<b>3.7</b>	<b>15.2</b>
370	E08000016	Barnsley	3	4	4	4	15
380	E08000032	Bradford	4	4	4	4	16
381	E08000033	Calderdale	3	4	4	3	14
371	E08000017	Doncaster	..	..	..	..	..
811	E06000011	East Riding of Yorkshire	4	4	4	4	16
810	E06000010	Kingston Upon Hull, City of	4	4	4	4	16
382	E08000034	Kirklees	..	..	..	..	..
383	E08000035	Leeds	..	..	..	..	..
812	E06000012	North East Lincolnshire	4	4	4	4	16
813	E06000013	North Lincolnshire	3	4	4	3	14
815	E10000023	North Yorkshire	4	4	3	3	14
372	E08000018	Rotherham	4	4	4	4	16
373	E08000019	Sheffield	..	..	..	..	..
384	E08000036	Wakefield	..	..	..	..	..
816	E06000014	York	..	..	..	..	..
<b>EAST MIDLANDS</b>			<b>4.0</b>	<b>4.0</b>	<b>4.0</b>	<b>4.0</b>	<b>16.0</b>
831	E06000015	Derby	4	4	4	4	16
830	E10000007	Derbyshire	4	4	4	4	16
856	E06000016	Leicester	4	4	4	4	16
855	E10000018	Leicestershire	4	4	4	4	16
925	E10000019	Lincolnshire	4	4	4	4	16
928	E10000021	Northamptonshire	..	..	..	..	..
892	E06000018	Nottingham	4	4	4	4	16
891	E10000024	Nottinghamshire	4	4	4	4	16
857	E06000017	Rutland	..	..	..	..	..
<b>WEST MIDLANDS</b>			<b>3.7</b>	<b>3.8</b>	<b>3.7</b>	<b>3.8</b>	<b>15.0</b>
330	E08000025	Birmingham	..	..	..	..	..
331	E08000026	Coventry	4	4	4	4	16
332	E08000027	Dudley	3	3	4	3	13
884	E06000019	Herefordshire	4	4	3	4	15
333	E08000028	Sandwell	3	4	4	4	15
893	E06000051	Shropshire	4	4	4	4	16
334	E08000029	Solihull	4	4	4	4	16

			Full range of CAMH services for children and young people with learning disabilities	Access to services for 16 and 17 year olds who require mental health services	Arrangements for 24 hour cover for urgent mental health needs of children and young people	Delivery of full range of early intervention support for children experiencing mental health problems <sup>(4)</sup>	Total Score <sup>(2)</sup> <sup>(3)</sup>
860	E10000028	Staffordshire	..	..	..	..	..
861	E06000021	Stoke-on-Trent	4	4	3	4	15
894	E06000020	Telford and Wrekin	..	..	..	..	..
335	E08000030	Walsall	3	3	3	3	12
937	E10000031	Warwickshire	4	4	4	4	16
336	E08000031	Wolverhampton	4	4	4	4	16
885	E10000034	Worcestershire	..	..	..	..	..
<b>EAST OF ENGLAND</b>			<b>3.3</b>	<b>3.8</b>	<b>3.8</b>	<b>3.7</b>	<b>14.7</b>
822	E06000055	Bedford	..	..	..	..	..
823	E06000056	Central Bedfordshire	..	..	..	..	..
873	E10000003	Cambridgeshire	..	..	..	..	..
881	E10000012	Essex	3	4	4	3	14
919	E10000015	Hertfordshire	3	4	4	4	15
821	E06000032	Luton	4	4	4	4	16
926	E10000020	Norfolk	4	4	4	4	16
874	E06000031	Peterborough	..	..	..	..	..
882	E06000033	Southend-on-Sea	3	4	4	4	15
935	E10000029	Suffolk	..	..	..	..	..
883	E06000034	Thurrock	3	3	3	3	12
<b>LONDON INNER LONDON</b>			<b>3.9</b>	<b>4.0</b>	<b>4.0</b>	<b>3.8</b>	<b>15.7</b>
202	E09000007	Camden	..	..	..	..	..
201	E09000001	City of London	4	4	4	4	16
204	E09000012	Hackney	4	4	4	4	16
205	E09000013	Hammersmith and Fulham	4	4	4	4	16
309	E09000014	Haringey	4	4	4	3	15
206	E09000019	Islington	4	4	4	4	16
207	E09000020	Kensington and Chelsea	..	..	..	..	..
208	E09000022	Lambeth	4	4	4	4	16
209	E09000023	Lewisham	3	4	4	4	15
316	E09000025	Newham	..	..	..	..	..
210	E09000028	Southwark	..	..	..	..	..
211	E09000030	Tower Hamlets	..	..	..	..	..
212	E09000032	Wandsworth	4	4	4	4	16
213	E09000033	Westminster	..	..	..	..	..
<b>OUTER LONDON</b>							
301	E09000002	Barking and Dagenham	..	..	..	..	..
302	E09000003	Barnet	4	4	4	4	16
303	E09000004	Bexley	..	..	..	..	..
304	E09000005	Brent	..	..	..	..	..



			Full range of CAMH services for children and young people with learning disabilities	Access to services for 16 and 17 year olds who require mental health services	Arrangements for 24 hour cover for urgent mental health needs of children and young people	Delivery of full range of early intervention support for children experiencing mental health problems <sup>(4)</sup>	Total Score <sup>(2)</sup> <sup>(3)</sup>
305	E09000006	Bromley	..	..	..	..	..
306	E09000008	Croydon	..	..	..	..	..
307	E09000009	Ealing	4	4	4	4	16
308	E09000010	Enfield	..	..	..	..	..
203	E09000011	Greenwich	..	..	..	..	..
310	E09000015	Harrow	..	..	..	..	..
311	E09000016	Havering	4	4	4	3	15
312	E09000017	Hillingdon	..	..	..	..	..
313	E09000018	Hounslow	3	4	4	3	14
314	E09000021	Kingston upon Thames	4	4	4	4	16
315	E09000024	Merton	4	4	4	4	16
317	E09000026	Redbridge	4	4	4	4	16
318	E09000027	Richmond upon Thames	..	..	..	..	..
319	E09000029	Sutton	4	4	4	4	16
320	E09000031	Waltham Forest	..	..	..	..	..
		<b>SOUTH EAST</b>	<b>3.5</b>	<b>3.8</b>	<b>3.9</b>	<b>3.6</b>	<b>14.8</b>
867	E06000036	Bracknell Forest	3	4	4	4	15
846	E06000043	Brighton and Hove	3	4	4	4	15
825	E10000002	Buckinghamshire	4	4	4	4	16
845	E10000011	East Sussex	4	4	4	4	16
850	E10000014	Hampshire	..	..	..	..	..
921	E06000046	Isle of Wight	3	3	3	3	12
886	E10000016	Kent	..	..	..	..	..
887	E06000035	Medway	3	3	4	4	14
826	E06000042	Milton Keynes	4	4	4	4	16
931	E10000025	Oxfordshire	4	4	4	3	15
851	E06000044	Portsmouth	4	4	4	4	16
870	E06000038	Reading	3	4	4	4	15
871	E06000039	Slough	..	..	..	..	..
852	E06000045	Southampton	4	4	4	3	15
936	E10000030	Surrey	4	4	4	3	15
869	E06000037	West Berkshire	..	..	..	..	..
938	E10000032	West Sussex	4	4	4	4	16
868	E06000040	Windsor and Maidenhead	4	4	4	4	16
872	E06000041	Wokingham	2	3	3	2	10
		<b>SOUTH WEST</b>	<b>3.9</b>	<b>3.9</b>	<b>3.9</b>	<b>3.6</b>	<b>15.3</b>
800	E06000022	Bath and North East Somerset	4	4	4	3	15
837	E06000028	Bournemouth	..	..	..	..	..
801	E06000023	Bristol, City of	4	4	4	4	16
908	E06000052	Cornwall	..	..	..	..	..
878	E10000008	Devon	..	..	..	..	..

			Full range of CAMH services for children and young people with learning disabilities	Access to services for 16 and 17 year olds who require mental health services	Arrangements for 24 hour cover for urgent mental health needs of children and young people	Delivery of full range of early intervention support for children experiencing mental health problems <sup>(4)</sup>	Total Score <sup>(2)</sup> <sup>(3)</sup>
835	E1000009	Dorset	4	4	4	4	16
916	E1000013	Gloucestershire	4	4	4	3	15
420	E0600053	Isles of Scilly	3	3	3	3	12
802	E0600024	North Somerset	4	4	4	4	16
879	E0600026	Plymouth	..	..	..	..	..
836	E0600029	Poole	..	..	..	..	..
933	E1000027	Somerset	..	..	..	..	..
803	E0600025	South Gloucestershire	4	4	4	4	16
866	E0600030	Swindon	4	4	4	4	16
880	E0600027	Torbay	4	4	4	4	16
865	E0600054	Wiltshire	4	4	4	3	15

Source: Collected directly on behalf of DfE by Durham University mapping team.

(1) Based on information collated and reported annually across all Local Authorities. For the year 2010, fifty local authorities did not provide information on the effectiveness of child and adolescent mental health services in their area. These cases are denoted by '.. '.

(2) The overall LA NI score is based on self assessment of how effectively mental health services meet children's mental health needs for 2008/09.

This is an aggregated score of 1 to 4 for each of the four questions below, where a total of 4 is the lowest possible score and 16 is the highest.

1. As at 31<sup>st</sup> of December 2010, has a full range of CAMH services for children and young people with *learning disabilities* been commissioned for the Local Authority/PCT area?
2. As at 31<sup>st</sup> of December 2010, do *16 and 17 year olds* from the Local Authority/PCT area who require mental health services have access to services and accommodation appropriate to their age and level of maturity?
3. As at 31<sup>st</sup> of December 2010, are arrangements in place for the Local Authority/PCT area to ensure that *24 hour cover* is available to meet urgent mental health needs of children and young people and for a specialist mental health assessment to be undertaken within 24 hours or the next working day where indicated?
4. As at 31<sup>st</sup> of December 2010, was a full range of early intervention support services delivered in universal settings and through targeted services for children experiencing mental health problems commissioned by the Local Authority and PCT in partnership?

(3) Overall scores have been calculated on a scale of 1 to 4, with higher scores indicating higher satisfaction with services. The rating is as follows:

- 1 for no aspects or service or strategic plans in place
- 2 for protocols and plans are in place, services have yet to be put in place
- 3 for protocols and plans are in place but are only partially implemented
- 4 for protocols and plans are in place and are fully implemented.

(4) Specific guidance for the fourth proxy question has been developed, which is available at:

<http://webarchive.nationalarchives.gov.uk/20100202120842/http://www.dcsf.gov.uk/everychildmatters/resources-and-practice/IG00640/>

(5) The figures for England and Regions are averages rather than a measure against the 1-4 scale.

(6) There is another complementary CAMHS indicator to measure quarterly performance at PCT, SHA region and national level, VSB12. This is one of the Vital Signs indicators, and is a 'Tier 2 priority' in the NHS Operating Framework. VSB12 uses the same 4 questions, with an identical rating scale, and data for this is collected quarterly. Latest data available at:

[http://www.dh.gov.uk/en/Publicationsandstatistics/Statistics/Performanceandstatistics/Vitalsignsmonitoring/DH\\_112554](http://www.dh.gov.uk/en/Publicationsandstatistics/Statistics/Performanceandstatistics/Vitalsignsmonitoring/DH_112554)

(7) In previous years, (prior to 2008), data on CAMHS effectiveness, used to be collected as part of Ofsted's Annual Performance Assessments (APA) through PAF CF/A70 in a similar way by Councils' self - assessment of progress on four elements of the implementation of the CAMHS as at 31<sup>st</sup> of Jan 2007, and earlier years. This can be accessed via the following link-

<http://www.ofsted.gov.uk/Ofsted-home/Publications-and-research/Browse-all-by/Care/Local-services/Annual-performance-assessment-2008-performance-indicators-and-outcomes>

(8) The definition of 'Comprehensive CAMHS' is based on Appendix 2 of the Mental Health and Psychological Well being of Children and Young People Standard of the National Service Framework for Children Young People and Maternity Services. This is available at

[http://www.dh.gov.uk/en/Publicationsandstatistics/Publications/PublicationsPolicyAndGuidance/DH\\_4089114](http://www.dh.gov.uk/en/Publicationsandstatistics/Publications/PublicationsPolicyAndGuidance/DH_4089114)