



Ministry of Defence

UK Armed Forces Monthly Personnel Report



1 January 2013

Statistical release

Published: 14 February 2013

Contents		Page
Commentary		1
Full Time UK Armed Forces strength		
Table 1	Trained strengths and requirements	4
Graph 1.1	Naval Service: Trained strength and requirement	5
Graph 1.2	Army: Trained strength and requirement	5
Graph 1.3	Royal Air Force: Trained strength and requirement	5
Table 2	Full time trained and untrained personnel strength	6
UK Regular Forces intake and outflow		
Table 3	Intake and Outflow	7
Graph 3.1	Naval Service: Intake and outflow	8
Graph 3.2	Army: Intake and outflow	8
Graph 3.3	Royal Air Forces: Intake and outflow	8
Voluntary Outflow		
Table 4	Voluntary Outflow from trained UK Regular Forces	9
Graph 4.1	Naval Service: Voluntary Outflow	10
Graph 4.2	Army: Voluntary Outflow	10
Graph 4.3	Royal Air Force: Voluntary Outflow	10
<u>Glossary</u>		11

Release notes:

DASA undertook a major review of all Armed Forces personnel data from the Joint Personnel Administration system. Some figures for the period 1 May 2009 to 1 October 2011 will not match those published prior to 12 December 2012. Please refer to Page 3 for more details.

This is a monthly publication of the strength, intake and outflow of UK Regular and Non-Regular Forces broken down by training indicator. It complements the UK Armed Forces Quarterly Personnel Report by providing higher-level figures on strength, intake and outflow for the UK Armed Forces.

The tables provide information about the patterns of change in the composition of the UK's Armed Forces for the four most recent months. The three most recent financial years are also presented to provide context. The graphs that accompany tables extend the time-series to provide a monthly picture of the longer term patterns.

Armed Forces Personnel Key Points and Trends

- The full time trained strength of the UK Armed Forces was 162,250 at 1 January 2013. This was a 2.2% deficit against the requirement of 165,920.
- Intake into the UK Regular Forces was 14,470 in the 12 months to 31 December 2012; a decrease of 2.2% compared with the 12 months to 31 March 2012.
- Outflow from the UK Regular Forces was 25,140 in the 12 months to 31 December 2012; an increase of 17.6% compared with the 12 months to 31 March 2012.
- In the 12 months to 31 December 2012; 5,020 personnel had left the UK Regular Armed Forces under the Armed Forces Redundancy Programme.

Commentary

Surplus / Deficit in trained strength of the UK Armed Forces against the requirement

1. The deficit in the UK Armed Forces trained strength was 3,660 (2.2% of the Requirement for trained UK Armed Forces) at 1 January 2013; compared with 2,030 (1.2% of the Requirement for trained UK Armed Forces) at 1 December 2012 and 2,390 (1.3% of the Requirement for trained UK Armed Forces) at 1 April 2011. (Table 1).

Requirement for UK Armed Forces

2. The requirement for the UK Armed Forces is the number of service personnel needed, based on the Defence Planning Round liabilities set for each of the three Services. The requirement for UK Armed Forces was 165,920 at 1 January 2013; down from 166,910 at 1 December 2012, and down from 179,250 at 1 April 2011. (Table 1).

Trained and Untrained Strength of UK Armed Forces

3. The total trained and untrained strength of the UK Armed Forces was 177,230 at 1 January 2013; down from 180,460 at 1 December 2012 and down from 192,330 at 1 April 2011. (Table 2).

Intake into and outflow from the UK Regular Armed Forces (trained and untrained)

4. The intake into the UK Regular Forces was 14,470 in the 12 months to 31 December 2012; up from 14,310 in the 12 months to 30 November 2012 and up from 12,730 in the 12 months to 31 March 2011. (Table 3).
5. The outflow from the UK Regular Forces was 25,140 in the 12 months to 31 December 2012; up from 22,870 in the 12 months to 30 November 2012 and up from 18,140 in the 12 months to 31 March 2011. (Table 3).
6. In the 12 months to 31 December 2012, 5,020 personnel had left the UK Regular Armed Forces under the Armed Forces Redundancy Programme. (Table 3).
7. Excluding all flow to and from Long Term Absentee – in the 12 months ending 31 December 2012, 10,670 more people left the UK Regular Armed Forces than joined. In the 12 months ending 30 November 2012, 8,560 more people left the UK Regular Armed Forces than joined. And in the 12 months ending 31 March 2011, 5,410 more people left the UK Armed Forces than joined. (Table 3).

Voluntary Outflow (VO) from the trained UK Regular Armed Forces

8. The Voluntary Outflow rate for Officers was 3.9% of the trained strength in the 12 months to 31 December 2012; remained static at 3.9% in the 12 months to 30 November 2012 and up from 2.9% in the 12 months to 31 March 2011. (Table 4).
9. The Voluntary Outflow rate from the Other Ranks was 5.5% of the trained strength in the 12 months to 31 December 2012; up from 5.4% in the 12 months to 30 November 2012 and up from 4.0% in the 12 months to 31 March 2011. (Table 4).

Data Sources:

Armed Forces statistics prior to March 2006 are compiled from pay records (Naval Service) or personnel records (Army and RAF) held by the Service Personnel and Veterans Agency (SPVA, formerly the Armed Forces Personnel Administration Agency). In March 2006 the transfer of all Service personnel records to the Joint Personnel Administration (JPA) system began. Statistics are compiled from JPA for the RAF from April 2006, for the Naval Service from November 2006 and for the Army from April 2007.

Data Issues – Strengths/Weaknesses (Data Quality):

1. All tables presented in this publication meet the high standards of quality and integrity demanded by the Code of Practice for Official Statistics.
2. Data on reason for leaving the Army have not been available on JPA since 1 April 2007. This is due to: a) data being poorly entered onto JPA; b) problems processing outflow and c) incomplete Queens Regulations on JPA. These issues are being dealt with by Army Personnel Centre (APC), Service Personnel and Veterans Agency (SPVA) and DASA but further work is required until they are fully resolved. DASA have merged JPA data with a nominal roll from APC of Notices to Terminate as well as DASA (Health Information) statistics on medical discharges and deaths and have provided Voluntary Outflow (VO) for Army Other Ranks for the 12 months to 31 March 2009 onwards. DASA aim to continue to provide these on a monthly basis.
3. Requirements figures from 1 June 2009 to 1 April 2010 are derived by interpolation between the Defence Planning Round 09 (DP09) April 2009 and April 2010 Requirements. The Naval Service liability for April 2010 increased with effect from January 2010, affecting interpolated liabilities from 1 Jan 10. Requirements from 1 May 2010 to 1 April 2011 are interpolated between the April 2010 levels set in DP09 (including the Naval Service increase) and the April 2011 levels set in Defence Planning Round 10. Requirements from 1 May 2011 are interpolated on a monthly basis between April 11 levels set in Defence Planning Round 10, and April 12 levels set in Defence Planning Round 11. Requirements from 1 May 2012 to 1 April 2013 are based on Defence Planning Round liabilities set for each of the three Services. Naval Service requirements from 1 May 2012 to 1 July 2012 are interpolated on a monthly basis between April 12 levels set in Defence Planning Round 11, and April 13 levels set in Defence Planning Round, from 1 August 2012 the Naval Service requirement has been updated to reflect Planning Liability 1 of 12 scaled to Defence Planning Round 12. Army and RAF requirements are interpolated on a monthly basis between April 12 levels set in Defence Planning Round 11, and April 13 levels set in Defence Planning Round 12.

DASA welcome feedback on our statistical products. If you have any comments or questions about this publication or about DASA statistics in general, you can contact us as follows:
Tel 0207 807 8896.

Email DASA-quad-enquiries@mod.uk

Visit our website at www.dasa.mod.uk and complete the feedback form there.

Symbols and Conventions

Symbols

	discontinuity in time series
*	not applicable
..	not available
p	provisional

r	revised
rp	revised but still provisional
e	estimate
-	zero or rounded to zero

Italic figures are used for percentages and other rates, except where otherwise indicated.

Rounding

Where rounding has been used, totals and sub-totals have been rounded separately and so totals may not equal the sums of their rounded parts. When rounding to the nearest 10, numbers ending in “5” have been rounded to the nearest multiple of 20 to prevent systematic bias.

Table 1 - Full time trained strengths and requirements of UK Armed Forces¹

	2010 1 Apr	2011 1 Apr	2012 1 Apr	2012 1 Oct	2012 1 Nov	2012 1 Dec	2013 1 Jan
All Services							
Requirement ²	178 750	179 250	174 840	168 890 ^p	167 900 ^p	166 910 ^p	165 920 ^p
Trained Strength ³	177 890	176 860	170 010	165 890	165 170	164 880	162 250
Surplus/Deficit	- 860	-2 390	-4 830	-3 000 ^p	-2 730 ^p	-2 030 ^p	-3 660 ^p
Naval Service							
Requirement ²	35 790	35 700	34 800	32 660	32 310	31 950	31 600
Trained Strength	35 500	35 420	33 290	32 140	32 010	31 940	31 810
Surplus/Deficit	- 290	- 280	-1 510	- 530	- 300	- 20	220
Army							
Requirement ²	102 160	102 210	101 210	99 000	98 630	98 260	97 900
Trained Strength ³	102 260	101 340	98 600	96 960	96 490	96 510	94 610
Surplus/Deficit	100	- 870	-2 610	-2 040	-2 140	-1 750	-3 280
Royal Air Force							
Requirement ²	40 800	41 340	38 830	37 220 ^p	36 960 ^p	36 690 ^p	36 420 ^p
Trained Strength	40 130	40 090	38 120	36 790	36 670	36 440	35 820
Surplus/Deficit	- 670	-1 250	- 700	- 430 ^p	- 290 ^p	- 260 ^p	- 600 ^p

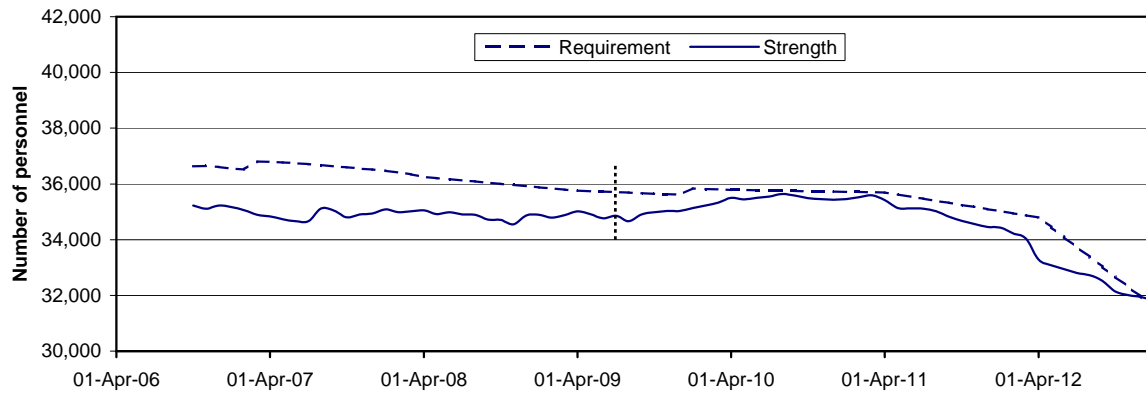
Source: DASA (Tri-Service)

1. Full time trained strength and trained requirement comprises trained UK Regular Forces, trained Gurkhas and from 1 July 2009 onwards elements of the Full Time Reserve Service (FTRS) that may be deployed overseas, including Full Commitment (FC), Limited Commitment (LC), Home Commitment (HC) personnel. See Glossary for more details.
2. Requirements are based on Defence Planning Round liabilities set for each of the three Services. Naval Service requirements from 1 May 2012 to 1 July 2012 are interpolated on a monthly basis between April 12 levels set in Defence Planning Round 11, and April 13 levels set in Defence Planning Round 12, from 1 August 2012 the Naval Service requirement has been updated to reflect Planning Liability 1 of 12 scaled to Defence Planning Round 12. Army and RAF requirements are interpolated on a monthly basis between April 12 levels set in Defence Planning Round 11, and April 13 levels set in Defence Planning Round 12.
3. From 1 September 2011, the Army has changed its definition of 'trained Officer' to exclude those who have not yet passed Phase II training. This change brings it into line with the other Services.

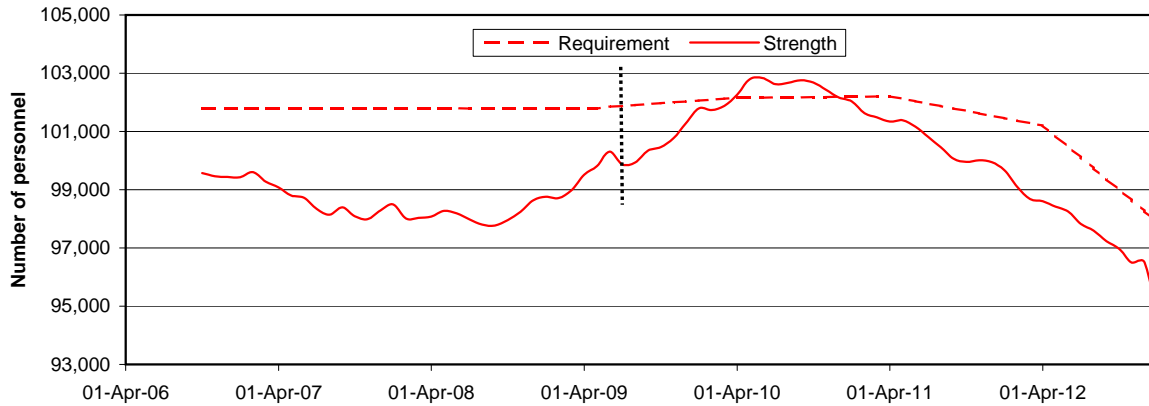
Data from the Joint Personnel Administration System for May 2009 to October 2011 have been reviewed and finalised, therefore some figures may differ from previous publications. Please see the introduction for more details.

Trained strength and requirement of UK Armed Forces

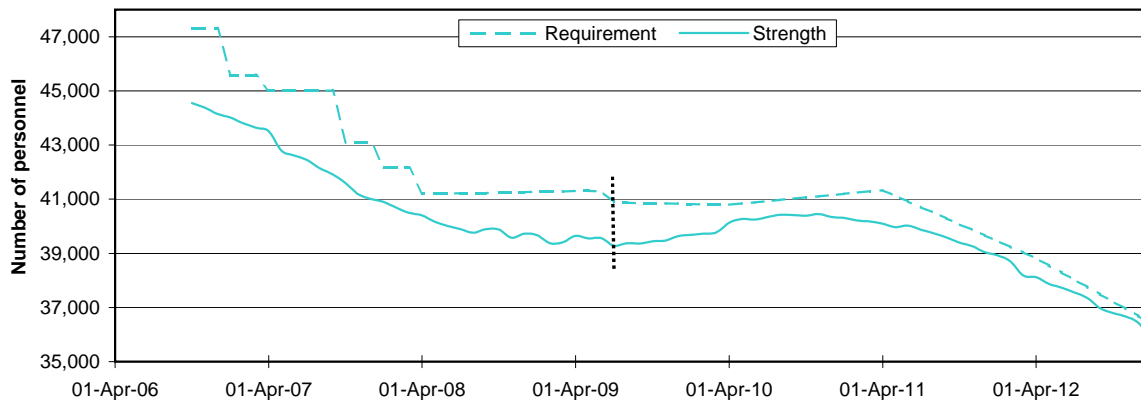
Graph 1.1 - Naval Service officers and other ranks



Graph 1.2 - Army officers and other ranks



Graph 1.3 - Royal Air Force officers and other ranks



Prior to 1 July 2009 strength and requirement figures include some FTRS personnel that were not deployable overseas. This is shown in the graphs as a dotted line representing a break in series. See Glossary for more details.

Tables showing data on the trained strength and requirement from 1 April 2006 to 1 April 2009 are shown in TSP 3 which can be found at www.dasa.mod.uk.

For graphs showing the three services full time trained strength and requirement split by officer/rank, see graphs 1.1-1.9 in the UK Armed Forces Quarterly Personnel Report which can be found at www.dasa.mod.uk.

Table 2 - Strength of UK Armed Forces¹ - full time trained and untrained personnel

As at 1 January 2013 the UK Armed Forces comprised 177,230 personnel of which 162,250 were trained and counted against the requirement. There were 12,930 untrained personnel.

	2010 1 Apr	2011 1 Apr	2012 1 Apr	2012 1 Oct	2012 1 Nov	2012 1 Dec	2013 1 Jan
UK Armed Forces¹	197 820	192 330	185 690	181 710	181 350	180 460	177 230
Trained and serving against requirement ²	177 890	176 860	170 010	165 890	165 170	164 880	162 250
FTRS serving against additional requirement	1 320	1 530	1 810	1 960	2 000	2 030	2 050
Untrained	18 610	13 950	13 870	13 860	14 180	13 550	12 930
UK Regular Forces³	191 710	186 360	179 800	175 940	175 540	174 710	171 480
Trained	173 300	172 600	166 110	162 160	161 450	161 240	158 630
Untrained	18 400	13 770	13 700	13 770	14 100	13 470	12 850
Naval Service	38 730	37 660	35 540	34 680	34 580	34 470	34 290
Trained	35 180	35 250	33 190	32 020	31 880	31 800	31 680
Untrained	3 560	2 410	2 360	2 670	2 700	2 660	2 610
Army	108 920	106 240	104 250	102 760	102 590	102 100	99 740
Trained ⁴	98 040	97 280	94 800	93 360	92 900	93 010	91 140
Untrained ⁴	10 890	8 960	9 450	9 400	9 690	9 090	8 600
Royal Air Force	44 050	42 460	40 000	38 500	38 370	38 140	37 460
Trained	40 090	40 070	38 120	36 790	36 660	36 430	35 820
Untrained	3 960	2 400	1 880	1 710	1 710	1 720	1 640
Full Time UK Non-Regular Forces⁵	6 120	5 970	5 890	5 770	5 800	5 750	5 740
Trained	5 900	5 790	5 710	5 690	5 720	5 670	5 670
Gurkhas	3 620	3 740	3 650	3 490	3 470	3 380	3 360
FTRS serving against the requirement ²	960	520	260	240	250	250	260
FTRS serving against additional requirement	1 320	1 530	1 810	1 960	2 000	2 030	2 050
Untrained	210	180	180	80	80	80	70
Gurkhas	210	180	180	80	80	80	70
FTRS ⁶	*	*	*	*	*	*	*

Source: DASA (Tri-Service)

1. UK Armed Forces comprises all UK Regular Forces and full time UK Non-Regular Forces but excludes mobilised reservists.
2. Prior to 1 July 2009 figures include some FTRS personnel that were not deployable overseas. See Glossary for more details.
3. UK Regular Forces comprises trained and untrained personnel. It does not include Gurkhas, Full Time Reserve Service (FTRS) personnel and mobilised reservists.
4. From 1 September 2011, the Army has changed its definition of 'trained Officer' to exclude those who have not yet passed Phase II training. This change brings it into line with the other Services.
5. Full Time UK Non-Regular Forces comprises Gurkhas and Full Time Reserve Service Personnel (FTRS). Mobilised Reservists are not classed as Full Time UK Non-Regular Forces.
6. For a reservist to serve full time they are required to be trained.

Data from the Joint Personnel Administration System for May 2009 to October 2011 have been reviewed and finalised, therefore some figures may differ from previous publications. Please see the introduction for more details.

For more information on the total strength of the UK Armed Forces, broken down by trained and untrained, and Regular and Non-Regular components see tables 2a, 2b and 2c of the UK Armed Forces Quarterly Personnel Report which can be found at www.dasa.mod.uk.

Table 3 - Intake¹ to and Outflow² from UK Regular Forces³ by Service

	Financial Year			12 months ending:				Financial Year to 2012 31 Dec
	2009/10	2010/11	2011/12	2012 30 Sep	2012 31 Oct	2012 30 Nov	2012 31 Dec	
All Services								
Strength at start of period	188 600	191 710	186 360	183 980	183 710	183 190	182 080	179 800
Intake (+)	21 500	12 730	14 800	14 530	14 590	14 310	14 470	10 100
LTA Intake (+)⁴	980	820	630	600	590	570	550	370
Outflow (-)	18 270	18 140	21 370	22 670	22 830	22 870	25 140	18 470
<i>of which Voluntary Outflow⁵</i>	<i>6 400</i>	<i>6 660</i>	<i>7 750</i>	<i>8 260</i>	<i>8 410</i>	<i>8 560</i>	<i>8 600</i>	<i>6 580</i>
<i>of which Redundancy⁶</i>	-	-	<i>1,700</i> ^r	<i>2 660</i> ^r	<i>2 710</i> ^r	<i>2 720</i> ^r	<i>5 020</i>	<i>3 370</i>
LTA Outflow (-)⁴	1,110	750	640	530	510	480	470	320
Strength at end of period ⁷	191 710	186 360	179 800	175 940	175 540	174 710	171 480	171 480
Naval Service								
Strength at start of period	38 340	38 730	37 660	36 760	36 640	36 590	36 500	35 540
Intake (+)	4 130	2 550	2 220	2 570	2 670	2 660	2 680	2 040
LTA Intake (+)⁴	20	20	10	10	10	10	10	10
Outflow (-)	3 720	3 630	4 320	4 650	4 720	4 780	4 870	3 280
<i>of which Voluntary Outflow⁵</i>	<i>1 380</i>	<i>1 330</i>	<i>1 450</i>	<i>1 600</i>	<i>1 660</i>	<i>1 710</i>	<i>1 720</i>	<i>1 350</i>
<i>of which Redundancy⁶</i>	-	-	<i>660</i>	<i>970</i>	<i>970</i>	<i>970</i>	<i>1 060</i>	<i>420</i>
LTA Outflow (-)⁴	20	20	10	10	10	10	10	10
Strength at end of period ⁷	38 730	37 660	35 540	34 680	34 580	34 470	34 290	34 290
Army								
Strength at start of period	106 700	108 920	106 240	105 640	105 740	105 460	104 690	104 250
Intake (+)⁸	13 910	8 760	11 190	10 740	10 600	10 360	10 460	7 110
LTA Intake (+)⁴	960	790	620	590	570	560	540	360
Outflow (-)	11 560	11 500	13 200	13 730	13 840	13 820	15 510	11 700
<i>of which Voluntary Outflow⁵</i>	<i>3 950</i>	<i>4 260</i>	<i>4 980</i>	<i>5 280</i>	<i>5 380</i>	<i>5 460</i>	<i>5 460</i>	<i>4 110</i>
<i>of which Redundancy⁶</i>	-	-	<i>600</i> ^r	<i>790</i> ^r	<i>820</i> ^r	<i>830</i> ^r	<i>2 580</i>	<i>2 000</i>
LTA Outflow (-)⁴	1,080	730	630	520	500	470	460	310
Strength at end of period ⁷	108 920	106 240	104 250	102 760	102 590	102 100	99 740	99 740
Royal Air Force								
Strength at start of period	43 560	44 050	42 460	41 580	41 330	41 140	40 890	40 000
Intake (+)	3 460	1 410	1 390	1 220	1 320	1 280	1 330	950
LTA Intake (+)⁴	-	-	-	-	-	-	-	-
Outflow (-)	2 990	3 010	3 850	4 300	4 270	4 270	4 750	3 490
<i>of which Voluntary Outflow⁵</i>	<i>1 070</i>	<i>1 070</i>	<i>1 320</i>	<i>1 370</i>	<i>1 370</i>	<i>1 390</i>	<i>1 410</i>	<i>1 110</i>
<i>of which Redundancy⁶</i>	-	-	<i>440</i>	<i>910</i>	<i>920</i>	<i>930</i>	<i>1 380</i>	<i>950</i>
LTA Outflow (-)⁴	10	-	-	-	-	-	-	-
Strength at end of period ⁷	44 050	42 460	40 000	38 500	38 370	38 140	37 460	37 460

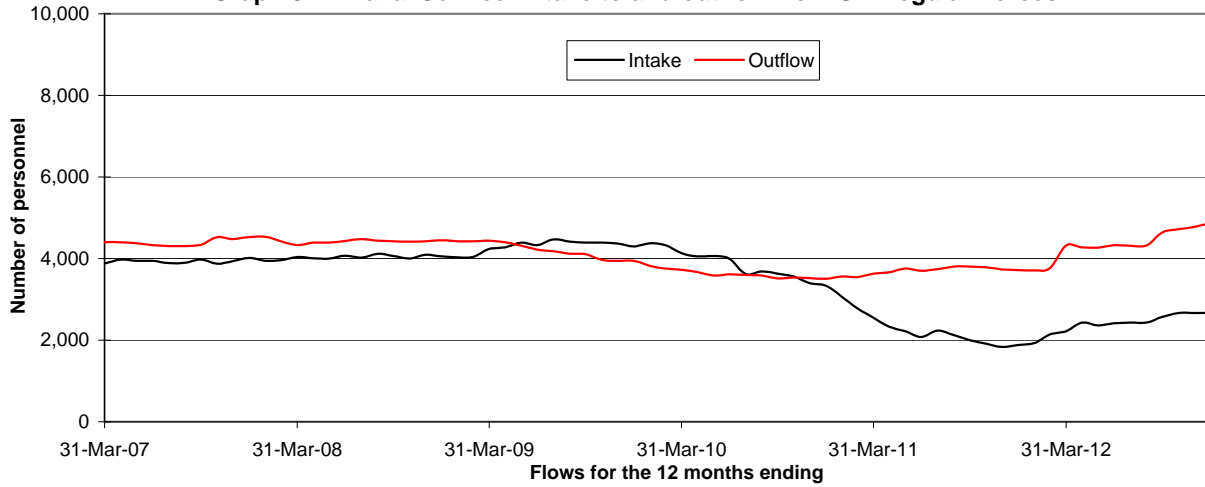
Source: DASA (Tri-Service)

1. Figures show Intake to UK Regular Forces, both trained and untrained, which comprises new entrants, re-entrants, direct trained entrants (including professionally qualified officers) and intake from the reserves. They exclude all movements within the Regular Forces; including flows from untrained to trained strength, transfers between Services and flows from ranks to officer due to promotion.
2. Figures show Outflow from UK Regular Forces, both trained and untrained, including personnel leaving the Services, deaths, recalled reservists on release and outflow to the Home Service battalions of the Royal Irish Regiment (which disbanded on 31 March 2008). They do not include promotion from ranks to officers or flows between Services.
3. UK Regular Forces comprises trained and untrained personnel. It does not include Gurkhas, Full Time Reserve personnel and mobilised reservists.
4. Long Term Absentees (LTAs) are service personnel who have been absent without leave (AWOL) for more than 21 days.
5. Voluntary Outflow is defined as all exits from trained personnel which are voluntarily generated by the individual before the end of their agreed engagement or commission period.
6. Redundancy figures presented will not match those published in the Quarterly Personnel Report (QPR) due to the inclusion of both Trained and Untrained Personnel.
7. Strengths at the end of the period may not equal the sum of the strength at the beginning of the period and intervening intake and outflow. This is due to movements between Services.
8. From 1 April 2009 onwards, Army intake figures include transfers from the Gurkhas to the UK Regular Forces.

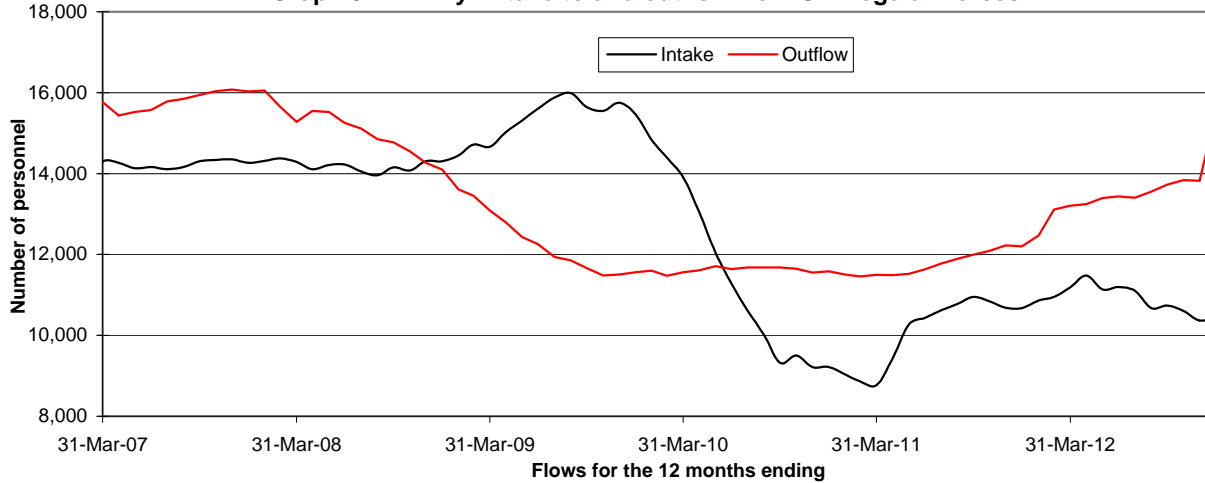
Data from the Joint Personnel Administration System for May 2009 to October 2011 have been reviewed and finalised, therefore some figures may differ from previous publications. Please see the introduction for more details.

Intake to and Outflow from UK Regular Forces

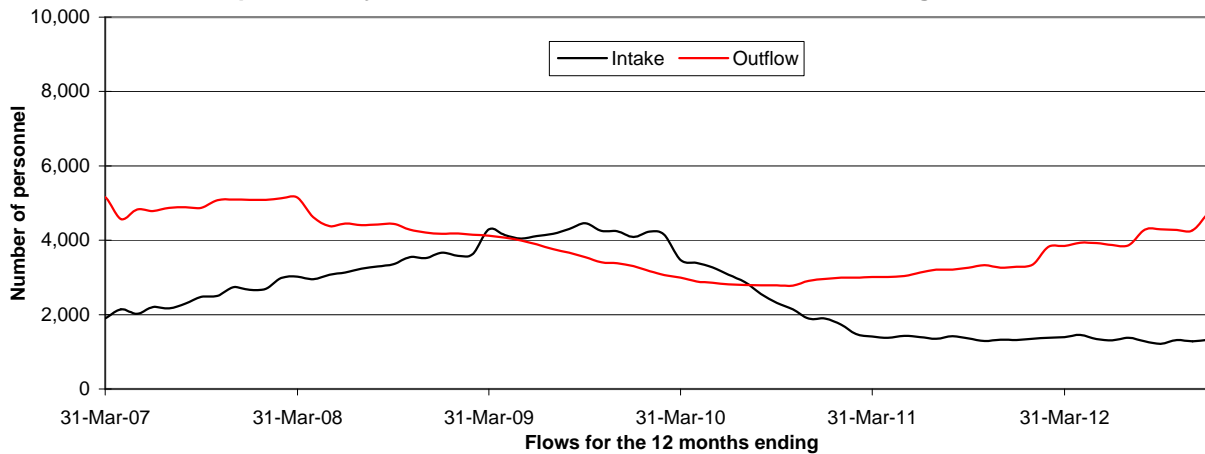
Graph 3.1 - Naval Service: Intake to and outflow from UK Regular Forces



Graph 3.2 - Army: Intake to and outflow from UK Regular Forces



Graph 3.3 - Royal Air Force: Intake to and outflow from UK Regular Forces



Prior to year ending 31 March 2007, Army outflow included the net flow of personnel from the Regular Armed Forces to Long Term Absentee (LTA). Post 31 March 2007 outflow does not include this flow to LTA. See Glossary for more details.

For graphs showing the intake to and outflow from the UK Armed Forces by Service see graphs 4.1 4.2, 4.3, 6.1, 6.2 and 6.3 in the UK Armed Forces Quarterly Personnel Report which can be found at www.dasa.mod.uk.

Table 4 - Voluntary Outflow¹ (VO) from trained UK Regular Forces

	Financial Year			12 month period ending			
	2009/10	2010/11	2011/12	2012 30 Sep	2012 31 Oct	2012 30 Nov	2012 31 Dec
All Services							
Officers							
VO number	820	840	1,000	1,070	1,070	1,090	1,070
VO rate ²	2.9	2.9	3.5	3.8	3.8	3.9	3.9
Other Ranks							
VO number	5 580	5 820	6 750	7 190	7 340	7 480	7 530
VO rate ²	3.9	4.0	4.8	5.2	5.3	5.4	5.5
Naval Service							
Officers							
VO number	220	190	200	240	230	240	230
VO rate ²	3.4	2.9	3.1	3.7	3.6	3.8	3.7
Other Ranks							
VO number	1 160	1 140	1 250	1 370	1 430	1 470	1 490
VO rate ²	4.1	4.0	4.4	5.1	5.3	5.5	5.6
Army							
Officers							
VO number	450	480	560	620	620	620	620
VO rate ²	3.2	3.4	4.1	4.6	4.7	4.7	4.7
Other Ranks							
VO number	3 500	3 780	4 420	4 660	4 750	4 840	4 840
VO rate ²	4.2	4.5	5.4	5.7	5.9	6.0	6.0
Royal Air Force							
Officers							
VO number	160	180	230	220	220	220	210
VO rate ²	1.8	2.1	2.8	2.7	2.7	2.7	2.6
Other Ranks							
VO number	910	900	1,090	1 160	1 160	1 160	1 200
VO rate ²	2.9	2.8	3.5	3.9	3.9	3.9	4.1

Source: DASA (Tri-Service)

1. Voluntary Outflow is defined as all exits from Trained UK Regular Forces which are voluntarily generated by the individual before the end of their agreed engagement or commission period.

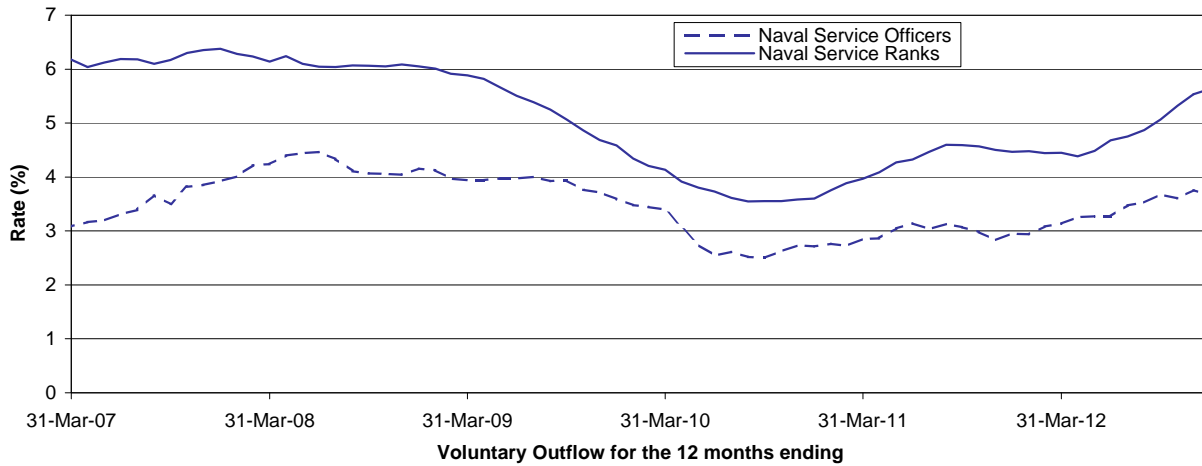
2. VO rate is the percentage of the trained UK Regular Forces that left as VO.

Data from the Joint Personnel Administration System for May 2009 to October 2011 have been reviewed and finalised, therefore some figures may differ from previous publications. Please see the introduction for more details.

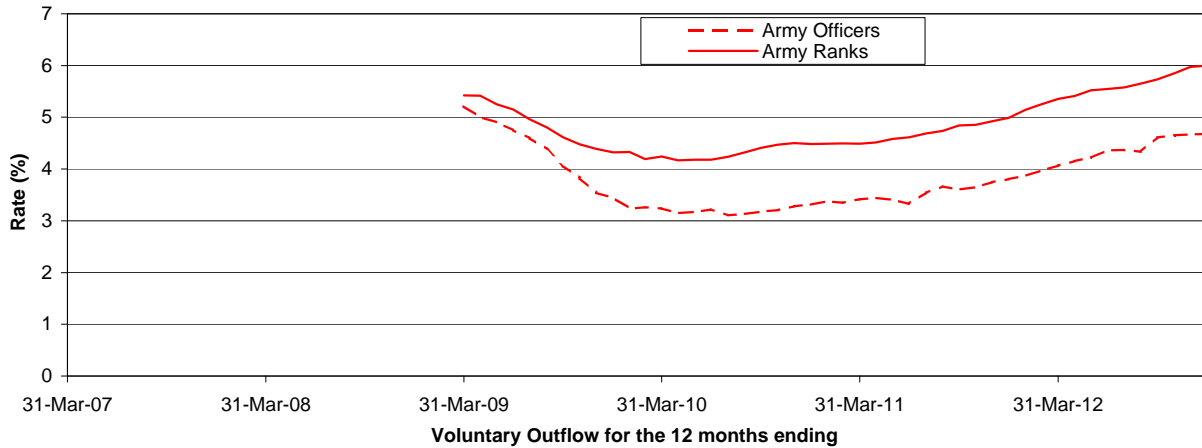
For more information on Voluntary Outflow from UK Regular Forces, see tables 7a and 7b in the UK Armed Forces Quarterly Personnel Report which can be found at www.dasa.mod.uk.

Voluntary Outflow (VO) from UK Regular Forces

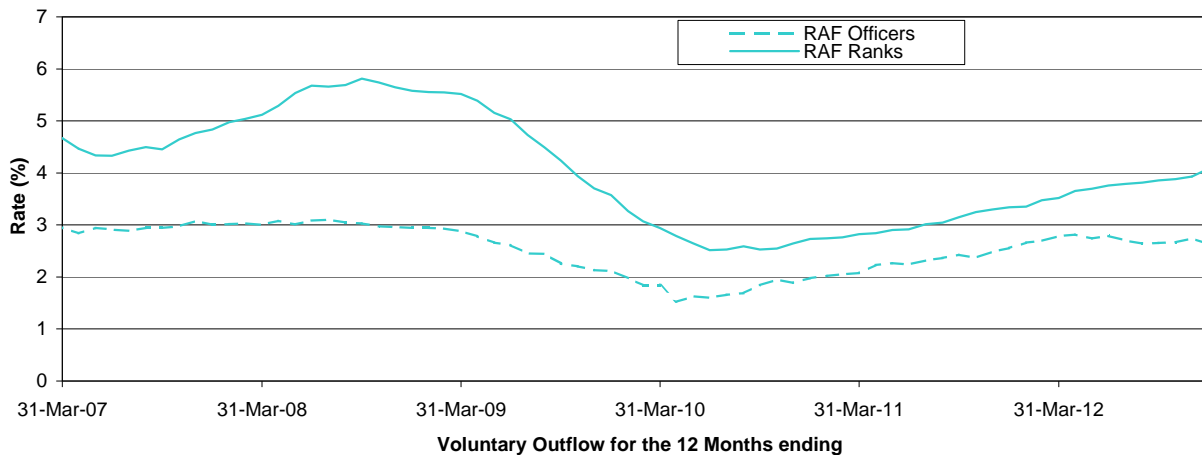
Graph 4.1: Naval Service VO rate as a percentage of average trained strength



Graph 4.2: Army VO rate¹ as a percentage of average trained strength



Graph 4.3: Royal Air Force VO rate as a percentage of average trained strength



1. Army reasons for exit, including VO, are unavailable from the 12 month period ending 31 March 2007 to the 12 month period ending 31 December 2008.

Tables showing data on Voluntary Outflow from 12 months ending 31 March 2006 to 31 March 2007 are shown in TSP 4 tables 12 and 13 which can be found at www.dasa.mod.uk.

Glossary

FTRS (Full-Time Reserve Service) are personnel who fill Service posts for a set period on a full-time basis while being a member of one of the reserve Services, either as an ex-regular or as a volunteer. An FTRS reservist on:

- **Full Commitment (FC)** fulfils the same range of duties and deployment liability as a Regular Service person;
- **Limited Commitment (LC)** serves at one location but can be detached for up to 35 days a year;
- **Home Commitment (HC)** is employed at one location and cannot be detached elsewhere.

Each Service uses FTRS personnel differently:

The Naval Service predominantly uses FTRS to backfill gapped regular posts. However, they do have a small number of FTRS personnel that are not deployable for operations overseas. There is no distinction made in terms of fulfilling baseline Liability posts between FTRS Full Commitment (FC), Limited Commitment (LC) and Home Commitment (HC).

The Army employ FTRS(FC) and FTRS(LC) to fill Regular Army Liability (RAL) posts as a substitute for Regular personnel for set periods of time. FTRS(HC) personnel cannot be deployed to operations and are not counted against RAL.

The RAF consider that FTRS(FC) can fill regular RAF Liability posts but have identified separate liabilities for FTRS(LC) and FTRS(HC).

Gurkhas are recruited and employed in the British and Indian Armies under the terms of the 1947 Tri-Partite Agreement (TPA) on a broadly comparable basis. They remain Nepalese citizens but in all other respects are full members of HM Forces. Since 2008, Gurkhas are entitled to join the UK Regular Forces after 5 years of service and apply for British citizenship.

Intake to UK Regular Forces (as defined in table 3) comprises new entrants, re-entrants, direct trained entrants (including professionally qualified officers) and intake from the reserves. It excludes all movements within the Regular Forces; including flows from the untrained to trained strength, transfers between Services and flows from ranks to officer due to promotion.

Joint Personnel Administration JPA is the system used by the Armed Forces to deal with matters of pay, leave and other personal administrative tasks. JPA replaced a number of single-service IT systems and was implemented in April 2006 for RAF, November 2006 for Naval Service and April 2007 for Army.

Liability is the requirement for Armed Forces personnel. The Monthly Personnel Report presents the "Regular Liability" in Table 1.

Long Term Absentees (LTAs) are service personnel who have been Absent without leave (AWOL) for more than 21 days.

Mobilised Reservists are reserves who have been called into full-time service with the Regular Forces on military operations.

Naval Service comprises the Royal Navy (including the Queen Alexandra's Royal Naval Nursing Service) and the Royal Marines combined.

Operational Commitment Establishment (Reserve) (OCE(R)) FTRS(FC) personnel that are deployed to operations can be moved into OCE(R) posts. While they are filling OCE(R) positions, FTRS(FC) personnel are not counted against Regular Army Liability. These are

reported in Table 2 as *FTRS personnel serving against an additional requirement* along with non-deployable FTRS as defined above.

Outflow from UK Regular Forces includes personnel leaving the Services, deaths, recalled reservists on release and outflow to the Home Service battalions of the Royal Irish Regiment (which disbanded on 31 March 2008). They do not include promotion from ranks to officers or flows between Services.

Prior to year ending 31 March 2009, Army outflow included the net flow of personnel from the Regular Armed Forces to Long Term Absentee (LTA). Post year ending 31 March 2009 outflow does not include this flow to LTA.

Trained Strength comprises military personnel who have completed Phase 1 and 2 training.

- **Phase 1** Training includes all new entry training to provide basic military skills.
- **Phase 2** Training includes initial individual specialisation, sub-specialisation and technical training following Phase 1 training prior to joining the trained strength.

UK Regulars are full time Service personnel, including Nursing Services, but excluding FTRS personnel, Gurkhas, Naval activated Reservists, mobilised Reservists, MPGS and NRPS. Unless otherwise stated, includes trained and untrained personnel.

Untrained strength comprises military personnel who have yet to complete Phase 2 training.

Voluntary Outflow is defined as all exits from trained personnel which are voluntarily generated by the individual before the end of their agreed engagement or commission period.