

- 1.1 Lesson Overview
- 1.2 Lesson Plan
- 1.3 Film Clips: Introduction and background
- 1.4 Resource Materials:
 - a. Record Sheets (used with films)
 - b. Around the World Interactive Globe
 - c. Group Task: Travel Scenario Cards
 - e. Plenary Assessment: Holiday Hot Spots Quiz
- 1.5 Optional Assignment: 2 minute role play
- 1.6 Take Home: Checklist for Travellers

1.1 Lesson Overview

The KBYG Schools website supports teachers to plan and deliver an informative, impactful session exploring issues relating to travel abroad and signposting students to the Foreign & Commonwealth Office website at www.fco.gov.uk/travel for further information and support.

The KBYG resource materials have been developed to appeal to the 16 to 19 age group, providing real life relevance for students and flexibility for teachers in tailoring learning to their individual class' strengths and abilities. The key messages and learning objectives are introduced using a suite of engaging support and stimulus materials through a single 35 to 60 minute Lesson Plan.

Film: The resource uses a series of short films as the introduction and stimulus for the learning activity. The films have been created in a blog style for authenticity and students are encouraged to make notes on the Record Sheets that they will be given during each of the two part film sections, to support in-class debate and discussion.

Travel Scenario Cards: Key messages introduced during the films and discussion elements of the session are then reinforced using a group activity. This presents students with various travel scenarios and tasks them to use what they have learned about safe travel to identify gaps in the travel arrangements of the 12 individuals portrayed on the cards.

Around the World Interactive Globe: When working with the Travel Scenario Cards, the globe, which holds key information on 15 popular travel destinations, will assist students to identify information needed to complete the tasks.

The Lesson Plan section outlines options for using these activities in class, in combination and as differentiation, to challenge and support students of varying abilities, or to continue provision beyond a single session.

Holiday Hot Spots Quiz: At the end of the session as part of the plenary, assessment or homework activity, students can complete the quiz to consolidate their knowledge and understanding of travel safety issues. This paper based quiz, together with an optional extension activity and take home information leaflet, provide a full circle of learning for students, encouraging them to revisit the Foreign & Commonwealth Office website for information beyond the requirements of the classroom.



The following notes provide a more detailed introduction to the individual resource components:-

1.2 Lesson Plan

The Lesson Plan provides a suggestion for how the KBYG website resources can be used in their entirety to deliver a one off, hour long session to a Key Stage 5 group of students. The standard format incorporates travel safety learning outcomes alongside curriculum lesson objectives and outcomes. Suggestions are also provided for differentiation and follow on, extension activities.

We anticipate that the film intro part of the session will take 20 to 30 minutes allowing ample time for discussion and development of key points. 20 to 25 minutes is sufficient for student activities, allowing 10 to 15 minutes for plenary and/or assessment. The KBYG Schools website resources can, however, support a number of courses and curriculum activities as detailed in the Curriculum Links section and can therefore be used in combination or isolation across a number of sessions and or curriculum areas. In order to support this level of flexibility alternative lesson suggestions for shorter sessions are given below:-

35 minute session

If you only have a short session time available we recommend that you show students the two sets of films, as described in the introduction and development sections of the Lesson Plan provided.

Using the 'Checklist for Travellers' take home leaflet, challenge your students to consider how the outcomes of the character's travel experiences might have been changed had they been aware of this information before they went away.

Set the Holiday Hot Spots Quiz as a homework activity to encourage students to visit the Foreign & Commonwealth Website to find out first-hand about the information and advice available. Give out copies of the 'Check list for Travellers' (see 1.6 below or the PDF housed in the Resource Materials section of the site).

45-50 minute session

As above, show students the sets of films as described in the introduction and development sections of the Lesson Plan provided.


Set a tighter time limit on the development discussions before completing either the Travel Scenario Cards or optional role play assignment in groups. **N.B.** Students with lower literacy levels may find the role play activity with a given destination easier to complete within the lesson time.

Again, set the Holiday Hot Spots Quiz as a homework activity to encourage students to visit the Foreign & Commonwealth Website to find out first-hand about the information and advice available. Give out copies of the 'Check list for Travellers'. (See 1.6 below or the PDF housed in the Resources section of the site.)

1.3 Film Clips: Introduction and background:

Part 1 film clips portray the travel plans of four very different young people who are about to set off on holiday to various destinations. *Part 2* films reveal the outcome of their travels providing stimulus for discussion and wider research.

If there is time, it is recommended that teachers view the films before a session. However, if this is not possible, below is a brief overview for each of our four characters. We have also provided the **Key Points** and **Teaching Points** that students should be encouraged to note and discuss during this session. Student Record Sheets (section 1.4 below) have been provided for use with this activity.



Robert

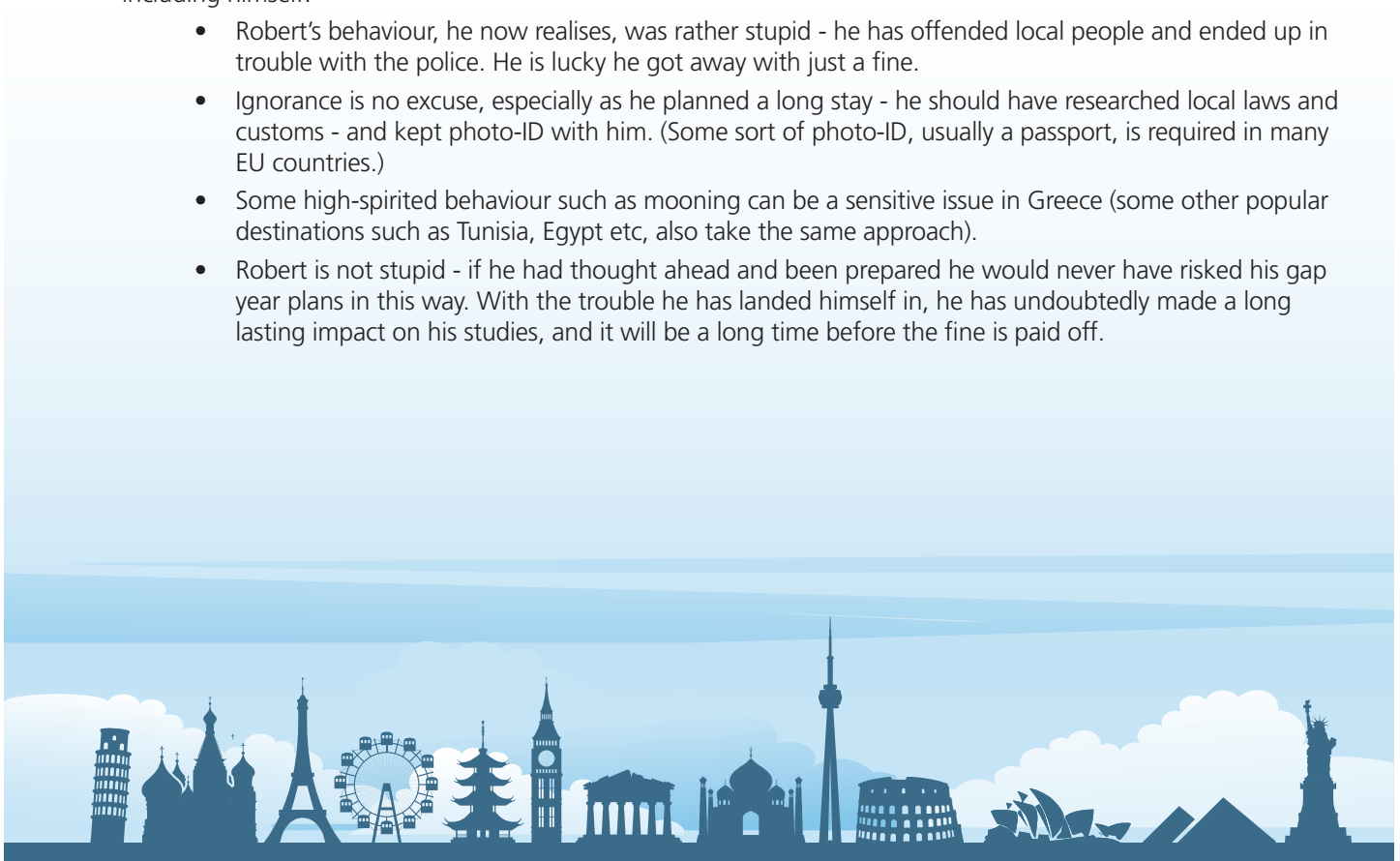
- > Robert is 18 and from an inner city state college - he's done well and is going to Oxford to study Classical Archaeology and Ancient History. First he's taking a gap year in Greece to work on archaeological digs and learn the language.
- > Robert persuades his mate Nick to come with him for three weeks before he starts 'work'.
- > Robert gets involved in some foolish behaviour, not so much through drinking, but by just getting carried away with things. His behaviour (mooning) might be dismissed as 'high spirits' in the UK by some, but the authorities in Greece take it seriously. (This is true of other EU countries and British youths are often seen as having a poor reputation for over indulgence in drinking and 'yobbish' behaviour.)
- > His situation is made far worse by the fact he has no photo-identity on him. Some sort of photo-ID is expected in many EU countries.
- > He is arrested and heavily fined but was lucky, as he could have been deported or sent to prison.
- > Robert is a caring young man; had he been aware of the issues above, it's almost certain he'd have avoided the trouble and therefore the repercussions.
- > He has to return to Britain straight away - without doing an archaeological dig or learning the language - he has to work to pay back the fine he borrowed from his parents - he feels very foolish!

Key Points - Film 1

- > Robert is clearly excited and feels ready to go and explore! Ask students what sort of things should Robert consider before he begins his gap year?
 - How do you pack for a year? What are students' views on Robert's preparation?
 - There is no mention of fundamental preparations such as passports, travel insurance; the viewer must assume that all this is under control.
 - His tutor has given him some contacts, but has he researched the country / area - what about accommodation?

Key Points - Film 2

- > In the 2nd film blog Robert is clearly very ashamed and painfully aware that he has let everyone down, including himself.
 - Robert's behaviour, he now realises, was rather stupid - he has offended local people and ended up in trouble with the police. He is lucky he got away with just a fine.
 - Ignorance is no excuse, especially as he planned a long stay - he should have researched local laws and customs - and kept photo-ID with him. (Some sort of photo-ID, usually a passport, is required in many EU countries.)
 - Some high-spirited behaviour such as mooning can be a sensitive issue in Greece (some other popular destinations such as Tunisia, Egypt etc, also take the same approach).
 - Robert is not stupid - if he had thought ahead and been prepared he would never have risked his gap year plans in this way. With the trouble he has landed himself in, he has undoubtedly made a long lasting impact on his studies, and it will be a long time before the fine is paid off.



Teacher's Notes



Teaching Points

- > What did Robert need to do before he travelled to Greece in order to avoid the consequences he is now facing?
 - Research the local laws and customs of your destination before you go by visiting the FCO website at www.fco.gov.uk/travel or call travel advice line on 0845 850 2829.
 - Check the FCO's relevant country travel advice page to ensure an understanding of local attitudes to decency / indecency - a blind eye may be turned in the UK, but it may be illegal in other countries.
 - Visit www.fco.gov.uk/gapyear for useful help, tips and advice on taking a gap year abroad.
 - Check the FCO's relevant country travel advice page.
www.fco.gov.uk/en/travel-and-living-abroad/travel-advice-by-country

Nadine

- > Nadine is in her 2nd year at university studying Artificial Intelligence and Computer Science and she plays football in the all girls Uni team.
- > Her friend Emma, who she met in the football team, is working in a sports centre in Austria (Linz) as part of her degree and has invited Nadine to stay with her for Christmas.
- > The last thing Nadine expected was any trouble abroad – she was going to stay with 'a safety queen' - her well-organised friend.
- > Although Nadine has a busy life, she took time to prepare for her trip by taking out travel insurance and ensuring that she had her European Health Insurance Card (EHIC) with her. These have proved invaluable and helped Nadine out of a daunting situation when she broke her leg.
- > Due to her diligence, Nadine's biggest problem is her controlling mother; which in the scheme of things isn't a big deal as the hospital costs were all covered.

Key Points - Film 1

- > Nadine is a lively, confident person - she's packing while she talks very enthusiastically about her travel plans.
 - Nadine knows something about her destination; Linz is on the Danube, she can visit Vienna, as well as skiing at Alpbach.
 - She's staying with a friend on whom she can rely for local knowledge.
 - She has purchased travel insurance and has a European Health Insurance Card.
 - Is she well prepared for her trip?

Key Points - Film 2

- > Part 2 of Nadine's blog is filmed sitting on a loo in an airport - why is she hiding?
 - The last thing Nadine expected was any trouble - she was going to stay with a well-organised friend. However, there is an increased likelihood of accidents on a sports holiday and Nadine has broken her leg.
 - The travel insurance was inexpensive and the European Health Insurance Card (EHIC) wasn't difficult to get as all UK citizens are eligible for one. In spite of being busy Nadine has got everything she needs to travel responsibly, which is just as well!
 - Things would have been significantly worse had her friend not made her be organised, as she would have ended up with a hefty medical bill and may well have not been seen so quickly or easily without the EHIC.



Teacher's Notes



Teaching Points

- > Understand the need for comprehensive insurance even when travelling to a nearby country.
- > Ensure that you take your EHIC when travelling within Europe.
- > Take enough money and have access to emergency funds.
- > Check the FCO's relevant country travel advice page.

www.fco.gov.uk/en/travel-and-living-abroad/travel-advice-by-country

Sally

- > Sally is 18 and is training to be a hairdresser but would rather be DJing and MCing. Her friend Millie, is at college full-time and they share many interests - including drinking and clubbing. The film doesn't reveal this, but Millie is in fact younger than Sally and is only 17 - so a minor in many countries.
- > During the Easter break the friends decide to go for a mad fling to Ibiza. A DJ Sally knows (DJ Blasta) is working there this year - and she wants to get in on the scene and learn the ropes in a big club.
- > They don't have a lot of money, so they get the cheapest last minute flight they can, and don't do any of the extras... they are short of time and they aren't going far.
- > After a whole night out they decide to go sightseeing on mopeds - Millie has an accident and ends up in hospital.
- > They are not prepared for such eventualities and end up using their credit cards to cover expensive medical care.
- > Sally returns home feeling she has lost out and has large debts to remind her of their mistakes.

Key Points - Film 1

- > Sally is bursting with excitement and only seems focused on getting to Spain and packing some cool clothes for the clubs.
 - Ibiza is not far but the girls still need to plan where they are staying and be prepared, but there is little evidence of this.
 - Sally is self assured and clearly pleased that it's all worked out so cheap - they are not taking much - so believe there is no need for insurance.
 - What should they have thought about planning and arranging, even when considering visiting a nearby European country?

Key Points - Film 2

- > Back home in her bedroom, Sally is not at all happy with the way the girls' holiday went - is it entirely Millie's fault?
 - Sally and Millie have behaved irresponsibly; they over indulged while clubbing, and go out on mopeds straight away the next morning without any sleep.
 - They were just away for a short time so didn't expect anything to go wrong. But the European Health Insurance Card and travel insurance are essential for any travel abroad and are easy to organise.
 - Like Robert, Millie's (and Sally's) problems are worse because they had been over-indulging in the nightlife. Sally refers to this - 'I think they could smell the booze...'. The Spanish authorities don't take kindly to this kind of behaviour.
 - Sally herself, sees how easy it would have been to get the right information, and mentions it.
 - She and Millie missed out on a full holiday and have big debts, but the consequences of their actions whilst away could have been much worse e.g. ending up in prison. Millie is actually a minor (under 18 years) in Spain - this could have caused more serious problems for them.



Teacher's Notes



Teaching Points

- > Even when going to a popular holiday resort in Europe you need to be properly prepared.
- > Understand the need for comprehensive insurance, even when travelling for a short time or to a nearby country.
- > Ensure that you take your EHIC when travelling within Europe.
- > Check the FCO's relevant country travel advice page.
www.fco.gov.uk/en/travel-and-living-abroad/travel-advice-by-country
- > Beware of the dangers of drinking to excess. Know your limits and stay in control.
- > Find out current travel advice and about local laws and customs. Visit www.fco.gov.uk/travel to find out about your destination.

Ranjit

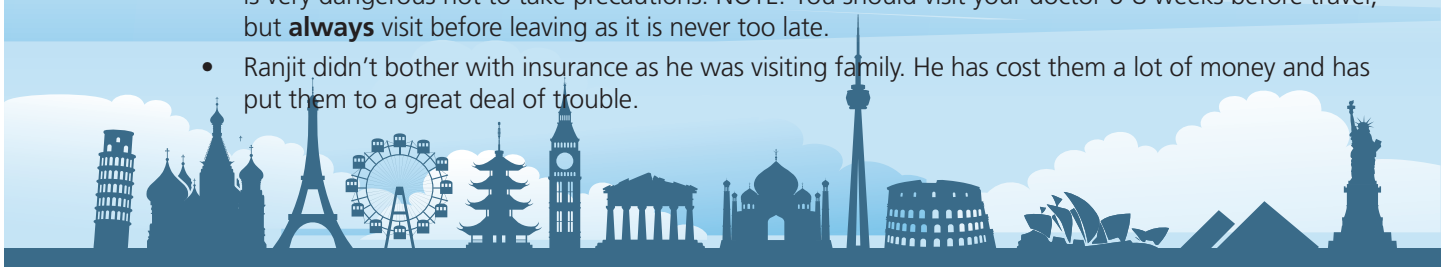
- > Ranjit works for an advertising company, but he really wants to work in films. He's a bright young man and has lived in the UK for most of his life.
- > His great-grandmother is getting old and Ranjit's family are insisting he goes to see her. He gives up his job; plans to visit his great-grandmother and then intends to get a film job when he returns to the UK.
- > He has detailed plans, he has journey times worked out and has spoken with family members. He is going to Delhi where he is staying for just a short time before getting a train to Mumbai. He is then taking the long train journey to Amritsar to join family members.
- > Ranjit is a very organised person. He's visited family members before, but this is the first time he's been out to India on his own.
- > He knows of the dangers of malaria, but takes advice from his father, who says that because he was born in India he is immune and doesn't bother taking tablets in advance of his trip - this is his downfall.
- > India is a poor country and good medical provision and treatment comes at a price. He is lucky for the old family ways - as family have ensured he gets good medical care and pay his medical bills in a private hospital, though he is expected to pay these costs back.

Key Points - Film 1

- > Ranjit is a regular and confident blogger and appears very well prepared for his coming travels. Is his confidence and maturity all it appears to be?
 - Ranjit spent the first 7 years of his life in India and has had regular contact with his family since, so he is very familiar with his destination.
 - This is a BIG thing for him. He has even given up his job to go in the hope that he can gain valuable filming experience and make useful contacts - so he has thought things through and appears to have made detailed plans. But has he? Do we really know how prepared he is?
 - Parents are perceived as nagging and information they are giving seems to be sound advice. Should you always rely on the advice of others?
 - Ranjit knows the health precautions he should be taking, but he is too busy to prioritise something he probably doesn't even need because he was born in India.

Key Points - Film 2

- > We now see a very different Ranjit, he might have been focused on what he wanted to achieve, but he still makes crucial mistakes.
 - He realises he has been silly and not as prepared as he should have been. What should he have done to avoid the situation he is in?
 - Ranjit knows he's going to some out of the way places (particularly in Mumbai and Delhi), and he's travelling by crowded trains. He should have taken the malaria pills. Malaria is a serious illness, and it is very dangerous not to take precautions. NOTE: You should visit your doctor 6-8 weeks before travel, but **always** visit before leaving as it is never too late.
 - Ranjit didn't bother with insurance as he was visiting family. He has cost them a lot of money and has put them to a great deal of trouble.



Teaching Points

- > Take out travel insurance, even when visiting relatives abroad.
- > Be aware of local customs and culture - level of expertise in local hospitals can vary, especially in poor countries.
- > Visit your GP before travel to obtain any necessary vaccinations or medicine and then make sure you follow the prescribed course of medication.
- > Take enough money and have access to emergency funds.
- > Check the FCO's relevant country travel advice page.
www.fco.gov.uk/en/travel-and-living-abroad/travel-advice-by-country

Below are the key issues faced by each of our four characters:-

- Even when going to a popular holiday resort, that might not be far from the UK, you need to be properly prepared.
- Always have ID with you and make sure you take copies and keep them in a safe place.
- There are arrangements for medical cover across the EU but the EHIC is a requirement as it ensures that you get the same level of care as the locals receive.
- Be aware of the dangers of drinking to excess, stay in control.
- Remember the legal age for drinking is either 18yrs or older, and some authorities may prosecute for underage drinking.
- Check the FCO's country travel advice for the most up-to-date advice and for information of local laws and customs.

1.4 Resource Materials:

Record Sheets

During the films, students will be required to make notes on the downloadable Record Sheets. Consideration should be given and noted on two levels:

Part 1 films: Use Record Sheet 1 'Travel Plans' to make notes on the course of action each traveller has taken prior to going away.

Part 2 films: Use Record Sheet 2 'Home Coming' to make notes on the consequences of those action and/or omissions.

This approach aims to support in class discussions about the young people portrayed in the film clips and the sort of holiday they are going on, providing an opportunity for students to draw comparisons with their own knowledge and experiences, giving a tangible start point on which to base travel advice and guidance with age appropriate relevance. The Record Sheets are best used with as little introduction as possible so as not to influence the students' own opinions and reflections on the film clip material. It is **extremely important** that student **do not get sight of Record Sheet 2** until after the class discussion on the first set of film clips, as this will pre-empt them to conclude that the holidays did not go to plan and therefore may influence their initial note taking.

Use the specific key points and teaching points outlined above for each of the film clips to scaffold and develop student's discussions and notes for each of the four characters. The aim of the Record Sheets is to involve the students in the first hand thought processes of travel planning, to discuss options and opinions associated with the experience and to reflect and learn from the mistakes of others within the safety of the classroom environment.



Teacher's Notes



The following bullet point list provides an overview of the key travel safety messages for students:-

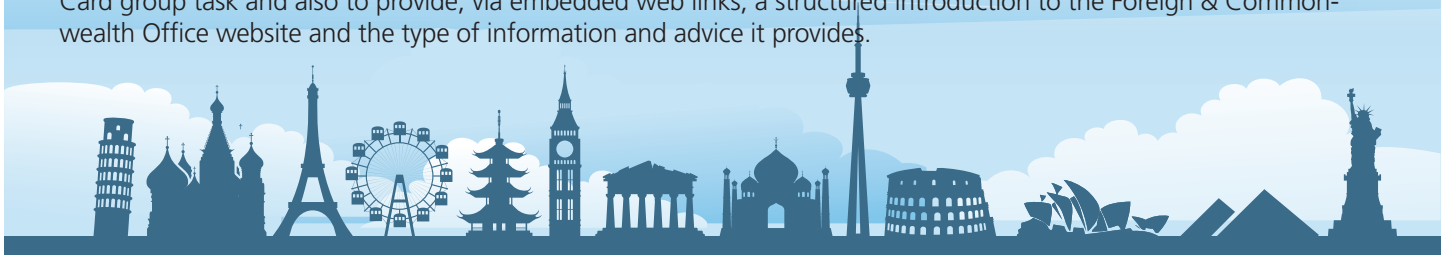
- > Take out comprehensive travel insurance before travelling.
 - Ensure it covers you for your destination and everything you are planning on doing e.g. winter sports.
- > Research your destination before you travel.
 - Visit the FCO website for specific information on your destination at www.fco.gov.uk/travel and to research the local laws and customs for your destination.
 - Read up on the local laws and customs for your destination before travel.
- > Check out medical requirements with your GP in plenty of time before travelling.
- > Get relevant vaccinations or take the prescribed medications if necessary for your destination.
- > Make copies of your travel documents.
 - Leave one copy with someone responsible at home and take another with you.
 - Take note of your credit card/debit card details.
- > If travelling in Europe make sure you have a valid European Health Insurance Card as this will provide you with the same level of care as the locals receive if you have an accident abroad.
- > Make sure you have emergency contact details, e.g. your insurance provider, for the local embassy, family numbers.
- > If you are planning on taking a gap year check out www.fco.gov.uk/gapyear for useful help, tips and advice.
- > All travellers should sign up to the latest travel advice and updates on www.fco.gov.uk and on Facebook (www.facebook.com/fcotravel) and Twitter (twitter.com/fcotravel).

Around the World Interactive Globe

This IT based spinning globe provides specific travel information for the following 15 countries identified as relevant worldwide destinations for young travellers aged 16 to 18:-

Australia
Brazil
Canada
Czech Republic
Egypt
France
Greece
India
Indonesia
Jamaica
Morocco
Spain
Thailand
Turkey
United States of America

Clicking on the chosen destination will display pop up information to assist students in completing the Travel Scenario Card group task and also to provide, via embedded web links, a structured introduction to the Foreign & Commonwealth Office website and the type of information and advice it provides.



Teacher's Notes



This Interactive Globe can also be used to support the optional role play assignment, where students are responsible for researching a particular destination in order to create a 2 minute role play to present what they have learned about key travel advice back to their peers.

Group Task: Travel Scenario Cards

This activity has been designed for use with the Interactive Globe outlined above. There are 12 travel scenarios for students to consider. Each scenario card introduces a young traveller and their travel plans. Some are better prepared than others, but **none** have followed the key advice from the Foreign & Commonwealth Office in preparing for their trips.

In groups students need to identify the key elements missing from each of the young traveller's plans. Students need to check that each young traveller has included all of the following key items and check any additional country specific requirements by accessing the traveller's destination on the Interactive Globe:

- > All travellers should have done some research on their destination by visiting the Foreign & Commonwealth Office website for up to date information about their destination www.fco.gov.uk/travel or if they are planning a gap year or are travelling around a country then visit www.fco.gov.uk/gapyear
- > All travellers need comprehensive insurance and some may need specialist insurance for adventurous activities and extreme sports.
- > All travellers require a valid British passport. (N.B. some countries require a minimum of 6 months validity.)
- > Some travellers will require a visa. Entry requirements vary from country to country and also with respect to British status, age and criminal convictions.
- > If travelling to Europe travellers will require a European Health Insurance Card (EHIC). N.B. This is in addition to comprehensive insurance.
- > All travellers should check out the medical requirements for their destination. Some countries require treatment e.g. malaria tablets or vaccines before you travel.
- > All travellers should copy their travel information and keep copies separate from originals in case of emergencies.
- > All travellers should have a list of emergency contact details including the Embassy and their insurance provider.
- > All travellers should sign up to the latest travel advice and updates on www.fco.gov.uk and on Facebook (www.facebook.com/fcotravel) and Twitter (twitter.com/fcotravel).

ANSWERS:

Below are the key elements students should have identified for each travel scenario, some students will have identified other relevant information from the Interactive Globe for discussion.

Name: Jamila and Mia

Age: 17 and 15

Destination: Jamaica

Travel Arrangements:

- > Reliant on their own prior knowledge and that of their extended family. They haven't researched their destination for the most up to date information at www.fco.gov.uk/travel.
- > They are staying with family so haven't considered the need for vaccinations or medical treatment prior to travel. They may need a hepatitis B vaccine before they travel.



Teacher's Notes



- > They need to photocopy all their travel documents and leave one copy behind with their family in the UK.
- > They need travel insurance to cover them if they become ill or are involved in an accident.
- > They should make a note of the local Embassy contact details in case of emergency.

Name: Cassia

Age: 19

Destination: Brazil

Travel Arrangements:

- > Reliant on her own prior knowledge and that of her friends. She hasn't researched her destination for the most up to date information at www.fco.gov.uk/travel.
- > She has not taken out travel insurance should she become ill or have an accident.
- > She may be refused entry because 90 days is the minimum validity for passports when travelling to Brazil.
- > She should make a note of the local Embassy contact details in case of emergency.
- > She should sign up to FCO Travel on the FCO website, Facebook and Twitter.

Name: Sarah

Age: 18

Destination: Morocco, Spain, France

Travel Arrangements:

- > She should check out www.fco.gov.uk/gapyear for specific advice on planning her trip.
- > She should still check www.fco.gov.uk/travel for the most up to date travel information before she leaves.
- > She needs to check that her parents travel insurance will cover her and her belongings for her gap year plans.
- > If she plans to spend more than three months in Morocco she will need a visa.
- > She should copy her forward travel documents once she has them and keep them separate from the originals. She could send a copy to her parents.
- > She needs to visit her GP to assess whether she will require any vaccinations or medication before she travels.
- > She needs to take emergency information with her including the Embassy details for the three countries she is visiting and her insurance contact details.

Name: Adrien

Age: 20

Destination: France

Travel Arrangements:

- > Adrien needs to visit www.fco.gov.uk/travel to find out the most up to date information on his destination.
- > If he is in trouble, he should be aware that if he does not travel on his British passport then he may not be able to ask for assistance from the British Embassy. He should make note of the Embassy contact details in case of emergency.
- > He needs a European Health Insurance Card (EHIC), comprehensive travel insurance.
- > He should make copies of all his travel documents and keep them separate from the originals. He could leave a copy in the UK with his housemate or a trusted friend.



Teacher's Notes



Name: Sam

Age: 16

Destination: Spain

Travel Arrangements:

- > Sam needs to research his destination at www.fco.gov.uk/travel. He needs to pay particular attention to local laws and customs, especially as he is an unaccompanied minor. He needs to be sure that his blow out does not land him in jail as Spain has strict laws on smoking, drinking and sexual activity in public places, including beaches.
- > His passport will be OK as long as it doesn't run out until after he has returned from Spain. He will also need to supply his airline with his date of birth, nationality and passport number before flying.
- > Sam needs a European Health Insurance Card (EHIC) and comprehensive insurance. Again he should be aware of the policy terms and conditions regarding alcohol and behaviour.
- > Sam needs to photocopy all his travel documents and if he is not happy to make his family aware he should leave them with a trusted friend.
- > Sam should sign up to FCO Travel on the FCO website, Facebook and Twitter. In Spain, as in the UK, he is still a minor. He needs to be aware that any unaccompanied minors that come to the attention of the Spanish local authorities (for whatever reason, but particularly in connection with criminal incidents or when in hospital) are deemed to be vulnerable under the law and face being taken into a Minors' centre for their protection until their situation is resolved and a parent or suitable guardian can be found.
- > Sam should make sure he has the contact details for the British Embassy in case of emergency.

Name: Katie

Age: 18

Destination: Unknown

Travel Arrangements:

- > Before booking a cheap break Katie and her friends should research possible destinations at www.fco.gov.uk/travel.
- > Katie is right about the visas, but they will need valid passports, European Health Insurance Cards (EHIC) AND comprehensive travel insurance wherever they travel.
- > Insurance is particularly important with last minute deals as there are more likely to be problems with suitability of accommodation, availability of flights etc.
- > They should check out the current information for their destination at www.fco.gov.uk/travel as soon as they can and find out about vaccinations and medical treatment required before they travel.
- > They should research local laws and customs to check that their idea of a 'good time' is not likely to land them in jail. They should read any advice on 'Safety and Security' so as not to put themselves at unnecessary risk.
- > They should take copies of all their travel documentation and keep these separate from the originals.
- > Katie and her friends should sign up to FCO Travel on the FCO website, Facebook and Twitter..



Teacher's Notes



Name: Jamal

Age: 19

Destination: United States of America

Travel Arrangements:

- > Because of his criminal record Jamal will need to apply for a visa for entry into the US. He should consult the US Embassy before he arranges travel.
- > He should research each of the States he plans to visit as local laws and customs vary across the country. He should also check out and follow any 'Safety and Security' guidance to avoid putting himself at risk. He should visit www.fco.gov.uk/travel to check the latest information on his destination before he leaves.
- > He should visit www.fco.gov.uk/gapyear for more information on travelling and should sign up to FCO Travel on the FCO website, Facebook and Twitter.
- > He will need comprehensive travel insurance and should visit his GP to find out about vaccinations and medication required before travel.
- > He should photocopy all his travel documents and keep them separate from the originals. He should also leave a copy in the UK with his family or a trusted friend.
- > Jamal should take a note of the contact details for the British Embassy and his insurance company in case of emergency.

Name: Madan

Age: 16

Destination: India

Travel Arrangements:

- > Madan should visit www.fco.gov.uk/travel to check out the latest information for both his destinations.
- > He should familiarise himself with the local laws and customs of Goa as these may differ from those in Bangalore. He needs to be especially aware of travelling as an unaccompanied minor.
- > He should take out comprehensive travel insurance and visit his GP for a health check and to receive the required vaccinations and medical treatment prior to travelling.
- > He should photocopy all his travel documents and keep them separate from the originals. He should also leave a copy in the UK with his family or a trusted friend.
- > Madan should take a note of the contact details for the British Embassy and his insurance company in case of emergency.
- > He should sign up to FCO Travel on the FCO website, Facebook and Twitter.


Name: Jed

Age: 18

Destination: Indonesia

Travel Arrangements:

- > Jed needs a British passport valid for at least 6 months from the date of his trip. He also requires a tourist visa which he can obtain on arrival in Indonesia.
- > He should visit www.fco.gov.uk/travel to check out the latest information for his destination.
- > He should familiarise himself with the local laws and customs of Indonesia as they are very different to the UK.
- > He should visit his GP for a health check and to receive the required vaccinations and medical treatment prior to travelling.
- > He should photocopy all his travel documents and keep them separate from the originals. He should also leave a copy in the UK with his family or a trusted friend.



Teacher's Notes



- > Jed should take a note of the contact details for the British Embassy and his insurance company in case of emergency.
- > He should sign up to FCO Travel on the FCO website, Facebook and Twitter.

Name: Ethan and Clare

Age: 19 and 20

Destination: Greece

Travel Arrangements:

- > They need to visit www.fco.gov.uk/travel to check out the latest information for their destination.
- > They should familiarise themselves with the local laws and customs of Greece as they differ from the UK.
- > They should visit their GPs for health checks and follow advice on vaccinations and medical treatment prior to travelling.
- > They need to take their full UK driving licences with them. They should check that their licences and their insurance covers them for hiring the vehicle(s) they plan to hire. They should familiarise themselves with Greek road regulations before travelling.
- > They both need to ensure that they have European Health Insurance Cards (EHIC).
- > Ethan also needs to purchase comprehensive insurance cover as he is not included on Clare's insurance.
- > They should photocopy all their travel documents including their driving licences and keep them separate from the originals. They should also leave a copy in the UK with their families or a trusted friend.
- > They should take a note of the contact details for the British Embassy and their insurance companies in case of emergency.
- > They should sign up to FCO Travel on the FCO website, Facebook and Twitter.

Name: Kirsty

Age: 20

Destination: Canada

Travel Arrangements:

- > Kirsty should visit www.fco.gov.uk/travel to find out the most up to date information for her destination before she travels. (She will discover that she cannot take dairy products into Canada!)
- > She should check the National Travel Health Network and Centre's website www.nathnac.org/ds/map_world.aspx for any vaccinations or medical treatment required before travel.
- > She needs to renew her passport as six months validity is required.
- > She will need to take out comprehensive travel insurance for her trip.
- > She should take a note of the contact details for the British Embassy and her insurance company in case of emergency.
- > She should sign up to FCO Travel on the FCO website, Facebook and Twitter.



Teacher's Notes



Name: Dan and Stevie

Age: 20

Destination: Thailand

Travel Arrangements:

- > They need to visit www.fco.gov.uk/travel to check out the most up to date information for their destination especially as they plan to travel by rail, as rail travel is subject to disruption and suspension due to industrial action in certain areas of Thailand.
- > Their passports must be valid for at least six months from the date of travel.
- > They should check their insurance covers them for their destination and also for the extreme sport they plan to undertake.
- > They should familiarise themselves with the local laws and customs of Thailand.
- > They should visit their GPs for health checks and follow advice on vaccinations and medical treatment prior to travelling.
- > They should photocopy all their travel documents and keep them separate from the originals. They should also leave a copy in the UK with their families or a trusted friend.
- > They should take a note of the contact details for the British Embassy and their insurance companies in case of emergency.

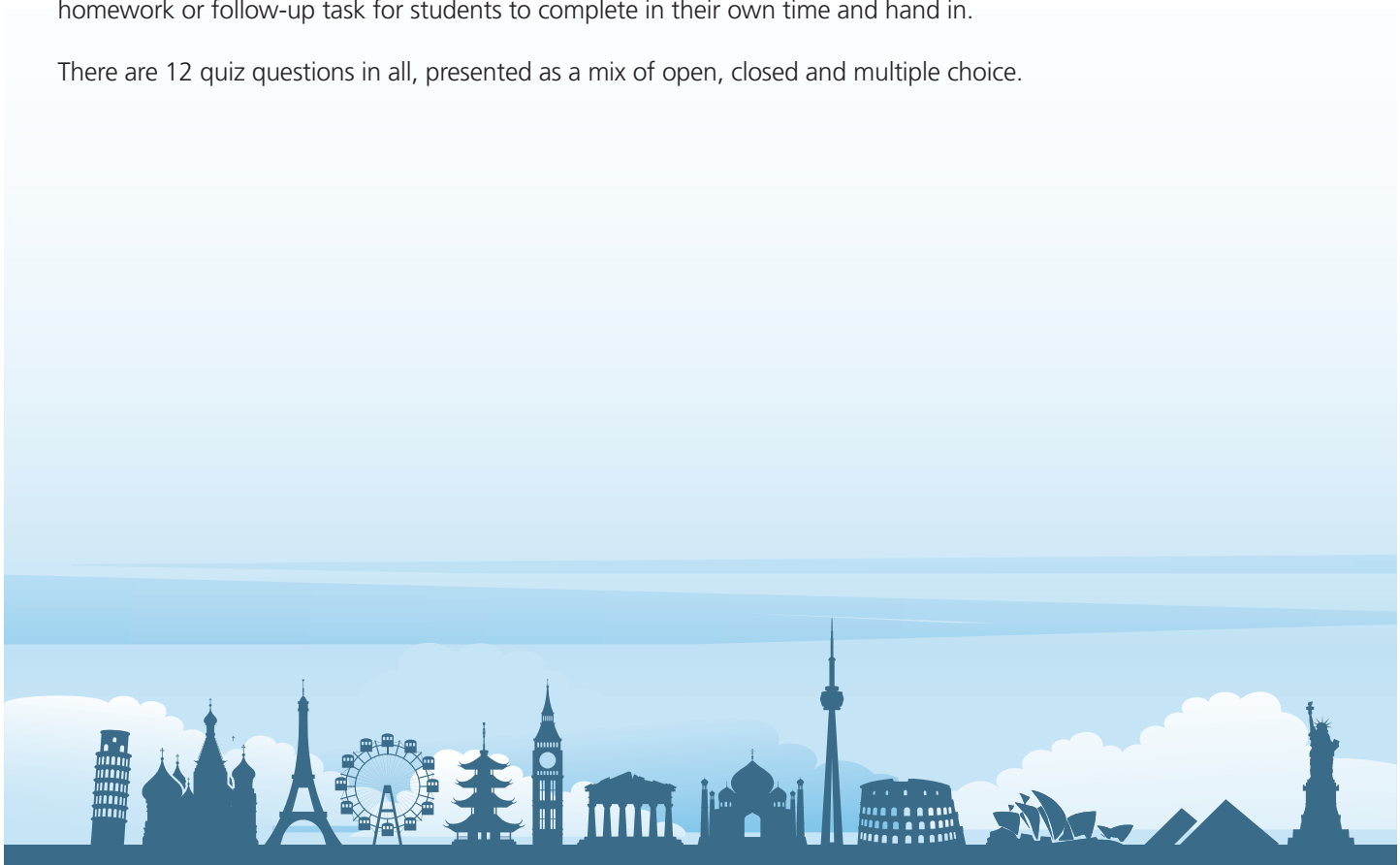
Plenary Assessment: Holiday Hot Spots Quiz

The quiz is a downloadable PDF, which can be photocopied for students to complete individually or in pairs. This activity has been designed to consolidate and assess student's knowledge and understanding of the desired learning outcomes:

- > Students will leave the lesson with knowledge of the steps to take before they travel abroad.
- > Students will understand where to go to get more information on their destination and the relevant steps to take before they travel abroad.

Ideally, this activity will be completed at the end of the lesson, but where time is limited, could equally be set as a homework or follow-up task for students to complete in their own time and hand in.

There are 12 quiz questions in all, presented as a mix of open, closed and multiple choice.



ANSWERS:

For your information, answers for multiple choice questions and suggestions for quiz responses are given below:-

1. www.fco.gov.uk/travel and www.fco.gov.uk/gapyear.
2. Any 3 of the following:
 - > Take out comprehensive travel insurance before travelling
 - Ensure it covers you for everything you are planning on doing e.g. skiing / snow boarding, etc
 - > Research your destination before you travel
 - Visit the FCO website for information on your destination at www.fco.gov.uk/travel
 - Read up on the local laws and customs for your destination before travel at www.fco.gov.uk/travel
 - > Check medical requirements with your GP before travelling
 - Get vaccinations or take recommended medication if required
 - > Make copies of your travel documents
 - Leave one copy with someone responsible at home
 - Take note of your credit card/debit card details
 - > If travelling in Europe make sure you have a valid European Health Insurance Card
 - > Make sure you have emergency contact details, e.g. for your insurance provider, for the local embassy etc
 - > If you are planning on taking a gap year check out www.fco.gov.uk/gapyear for useful help, tips and advice
 - > Have the details of your nearest British Embassy or consulate with you. Sign up to travel advice and updates on www.fco.gov.uk and on Facebook (www.facebook.com/fcotravel) and Twitter (twitter.com/fcotravel).
3. All options given are correct.
 - a. I am going on holiday
 - b. I'm visiting friends or family overseas
 - c. I'm old
 - d. I am doing activities and sports e.g. skiing whilst away
 - e. I'm travelling alone
 - f. I'm travelling to a 'dangerous' country
4. All of the following:
 - c. By giving help and advice
 - d. By contacting my family
 - e. By replacing my passport if it's lost or stolen
 - f. By giving me a list of interpreters, legal advisors or local authorities as required



Teacher's Notes



5. Any of the following:
 - > If my passport is lost or stolen
 - > If I am a victim of crime, am taken ill or hospitalised
 - > If I need help or advice whilst away, including an interpreter
 - > If I am arrested
 - > If I am in an area affected by terrorism, civil unrest or a natural disaster

6. All of the following:
 - b. Making sure I have any required vaccinations or medication before I travel
 - c. Taking out comprehensive travel insurance
 - d. Finding out about and respecting local laws and customs
 - e. Photocopying my travel documents and leaving a copy in the UK

7. The European Health Insurance Card (EHIC) gives the card holder the same rights to healthcare as a country's residence in cases of accident and emergency whilst visiting Europe.

8. All of the following:
 - a. Cover includes all my planned travel destinations
 - b. All my personal belongings are insured, especially if I am taking expensive or specialist equipment with me
 - c. Cover includes any activities or sports I plan to undertake whilst away
 - d. I read and comply with the terms and conditions of the policy
 - e. I have contact details and a valid certificate in case of an emergency
 - f. Cover includes everyone travelling in my group

9. 1st bullet point given: To check your general health and receive any vaccinations or medication required.

10. Any of the following:
 - > Travel advice by country
 - > Entry requirements
 - > Up to date information on safety and security
 - > Travel checklist
 - > Help if things go wrong
 - > Local laws and customs
 - > Customs regulations
 - > Health alerts and contact details for recommended vaccinations
 - > British Embassy contact details

11. Leave copies of my full itinerary and contact details with them.

12. 2nd bullet point given: To ensure cards can be cancelled and my passport replaced if lost or stolen.



Teacher's Notes



1.5 Optional Assignment: 2 minute role play

Using the Interactive Globe in class or the Foreign & Commonwealth Office website at home, students work in pairs to find out about a chosen travel destination and use this to create a 2 minute role play to perform back to their peers.

Students may wish to take on the roles of a 'Travel Advisor' and 'Young Traveller' and script key questions and responses accordingly;

Or following the film blog examples supplied, students could act out their holiday preparations for their chosen destination ensuring, however, that unlike the KBYG film bloggers they have considered all aspects of safe travel planning.

Performances could then be peer evaluated using the effectiveness of key message delivery as the assessment criteria.

1.6 Take Home: Checklist for Travellers

This leaflet is provided as a download for you to copy and distribute to your students as a take home reminder of the key travel safety messages for their own personal reference and use in planning their own adventures.

If you would prefer, we can send you printed copies of the leaflet. Please email the following address FCOleaflets@accelerated-mail.co.uk stating subject as 'Checklist for Travellers' leaflet and indicating the number you require and the postal address and addressee to whom you would like the leaflets to be sent. N.B. Please allow up to 2 weeks for delivery.

