

Gender Recognition Certificate Statistics October to December 2012

Ministry of Justice
Statistics bulletin

Published 4 April 2013

Executive summary

In the quarter October to December of 2012, a total of 90 applications for gender recognition were received by the Gender Recognition Panel (GRP).

During the same period, 81 applications were dealt with. Of these 81, a full Gender Recognition Certificate was issued in 69 cases, of which 52 were to individuals who were registered male at birth, and 17 to individuals who were registered female at birth. Three cases received an interim Gender Recognition Certificate, three cases were refused and six cases were withdrawn.

The certificates granted included: 40 to applicants born in years prior to 1970; 14 to applicants born in 1970-1979; 13 to applicants born in 1980-1989 and 2 to applicants born in 1990 or later.

At the end of December 2012, there were 97 applications pending.

Introduction

This bulletin presents summary statistics on Gender Recognition Certificates applied for and granted by Her Majesty's Courts and Tribunals Service's Gender Recognition Panel during the quarter **October to December 2012**, along with quarterly data since July 2009.

Under United Kingdom law, individuals are considered by the State to be of the gender – either male or female – that is recorded on their birth certificate. The Gender Recognition Act 2004, which came into effect on 4 April 2005, enables transsexual people to apply to the Gender Recognition Panel (GRP) to receive a Gender Recognition Certificate (GRC).

Successful applicants are considered legally to be of their acquired gender. Such individuals are entitled to all the rights appropriate to a person of their acquired gender, including the right to marry someone of the opposite legal gender, form a civil partnership with someone of the same legal gender, and to retire and receive state pension at an age appropriate to their acquired gender. A person whose birth was registered in the UK is able to obtain a new birth certificate showing their recognised legal gender.

There are two application processes for obtaining a GRC:

1. **Standard track** applications are those submitted under the standard application process, on the basis of living permanently in the acquired gender.
2. **Overseas track** applications are those submitted under the overseas application process, on the basis of having changed gender under the law of an approved country or territory outside the United Kingdom.

The GRP was established under the Gender Recognition Act 2004. Its function is to assess applications from transsexual people seeking to obtain a Gender Recognition Certificate. Information on the criteria for gender recognition against which the GRP assesses applications can be found in the Explanatory Notes section at the end of this report.

The GRP is comprised of judicially trained legal and medical members. The panel sit in private and consider the documentary evidence supplied by the applicant in support of their application. If a person is successful in their application to the GRP, they will be issued with a full Gender Recognition Certificate, and that person's gender will become, for all purposes, their acquired gender.

More information about the gender recognition process and the work of the GRP can be found on the Ministry of Justice website at

www.justice.gov.uk/tribunals/gender-recognition-panel

Quarterly figures on the workload of all the tribunals run by Her Majesty's Courts and Tribunals Service are published in the Official Statistics bulletin

entitled Quarterly Tribunals Statistics, which is available from the Ministry of Justice website at

www.justice.gov.uk/statistics/tribunals/quarterly

If you have any feedback, questions or requests for further information about this statistical bulletin, please direct them to the appropriate contact given at the end of this report.

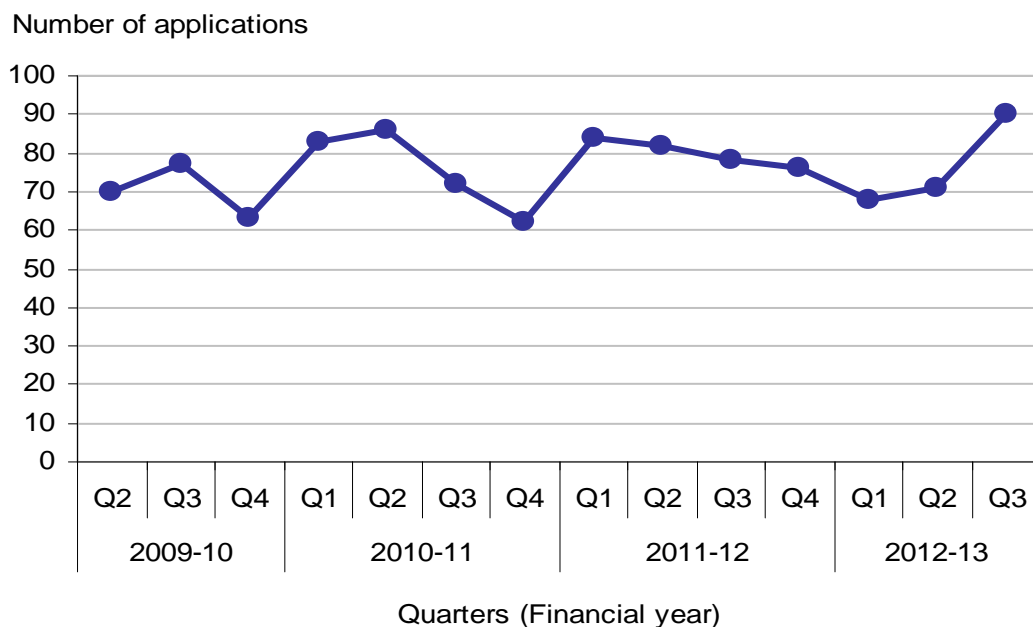
Commentary

Applications received (Table 1)

A total of 90 applications were received by the Gender Recognition Panel (GRP) in the quarter October to December 2012. Overall, the number of applications has followed a broadly flat trend over the past three years (see Figure 1).

Of the 90 applications in the quarter, 87 were 'standard track' applications, whilst a further 3 were 'overseas track' applications.

Figure 1: Applications received by the Gender Recognition Panel, 2009-10 Q2 to 2012-13 Q3



At the end of the quarter, a total of 97 applications were in progress awaiting final resolution. This was an increase of 10% from the previous quarter.

Initial outcome of applications (Table 2)

A total of 81 applications were dealt with by the GRP during the period October to December 2012, meaning that either a decision had been taken by the GRP to grant or to refuse a Gender Recognition Certificate, or the applicant withdrew their application.

A full Gender Recognition Certificate was granted in 69 cases (85 per cent of the total), meaning that the person was judged by the GRP to have satisfied the criteria for legal recognition in their acquired gender.

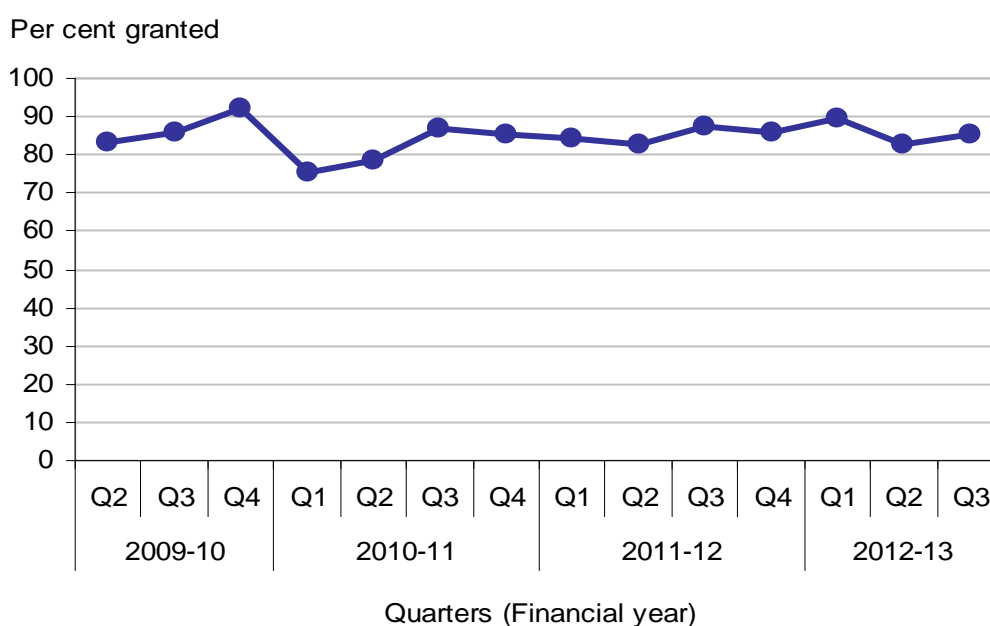
There were 3 cases where an interim Gender Recognition Certificate was granted, which meant that the application was successful but the applicant was married or in a civil partnership at the time. In such instances, a full Gender Recognition Certificate will be issued when the marriage or civil

partnership has ended. Full certificates which are issued subsequent to an earlier interim certificate are not included within the statistics for full Gender Recognition Certificates, which relate only to those issued by the GRP in the first instance.

A further 3 applications were refused during October to December 2012, while 6 applications were withdrawn.

Table 2 shows the outcome of ‘standard track’ and ‘overseas track’ applications.

Figure 2: Proportion of applications dealt with where a full Gender Recognition Certificate was granted, 2009-10 Q2 to 2012-13 Q3

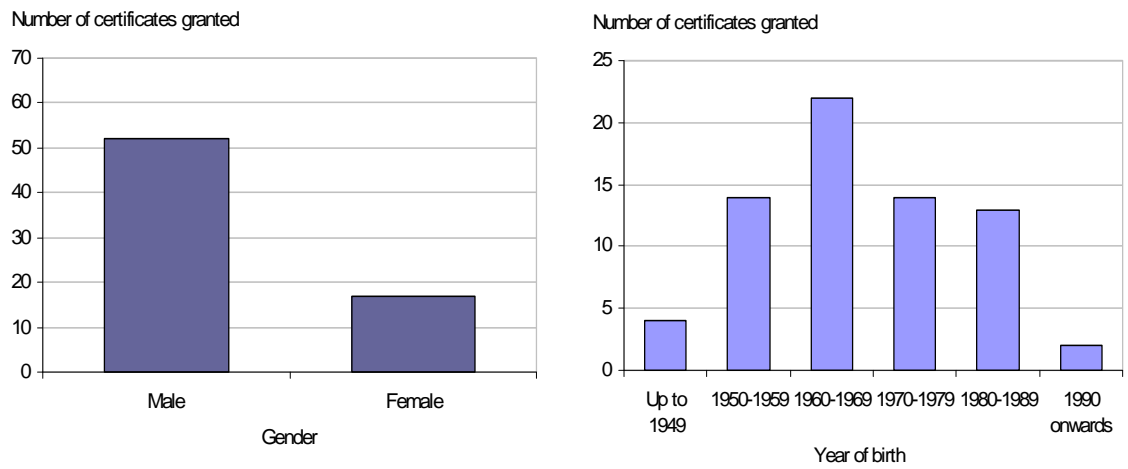


Gender Recognition Certificates granted – demographic statistics (Table 3)

Sixty nine full Gender Recognition Certificates were granted during the period October to December 2012. Of these, 52 certificates were granted to individuals who were registered male at birth (who thus legally became female as a result), while 17 were granted to individuals who were registered female at birth.

Full Gender Recognition Certificates were granted to applicants of a range of ages. Certificates granted included 40 to applicants born in years prior to 1970; 14 to applicants born in 1970-1979; 13 to applicants born in 1980-1989 and 2 to applicants born in 1990 or later. (see Figure 3).

Figure 3: Full Gender Recognition Certificates granted during 2012-13 Q3, by gender and year of birth



Tables

Table 1: Applications dealt with by Gender Recognition Panel since inception

Time period	Applications received	Outcome of Applications				
		Total applications dealt with	Full GRC granted	Interim GRC granted	Refused	Application withdrawn
Financial year						
2004-05	395	0	0	0	0	0
2005-06	1007	1,253	1,181	33	21	18
2006-07	693	588	532	22	23	11
2007-08	294	448	392	24	27	5
2008-09	278	274	241	25	8	0
2009-10	286	274	239	16	15	4
2010-11	303	316	260	16	28	12
2011-12	320	309	263	13	23	10
Quarter						
2009-10 Q2	70	72	60	5	4	3
2009-10 Q3	77	79	68	5	6	0
2009-10 Q4	63	51	47	3	1	0
2010-11 Q1	83	61	46	7	6	2
2010-11 Q2	86	80	63	0	8	9
2010-11 Q3	72	85	74	5	6	0
2010-11 Q4	62	90	77	4	8	1
2011-12 Q1	84	58	49	3	5	1
2011-12 Q2	82	99	82	1	11	5
2011-12 Q3	78	89	78	4	4	3
2011-12 Q4	76	63	54	5	3	1
2012-13 Q1	68	88	79	1	6	2
2012-13 Q2	71	52	43	1	3	5
2012-13 Q3	90	81	69	3	3	6

Table 2: Applications by Track Type, Gender Recognition Panel 2009-10 Q2 to 2012-13 Q3

Time period	Total applications received	Track type		Total applications pending at end of period
		Standard	Overseas	
Financial year				
2010-11	303	284	19	78
2011-12	320	311	9	89
Quarter				
2009-10 Q2	70	68	2	81
2009-10 Q3	77	72	5	79
2009-10 Q4	63	60	3	91
2010-11 Q1	83	75	8	113
2010-11 Q2	86	82	4	119
2010-11 Q3	72	67	5	106
2010-11 Q4	62	60	2	78
2011-12 Q1	84	82	2	104
2011-12 Q2	82	78	4	87
2011-12 Q3	78	76	2	76
2011-12 Q4	76	75	1	89
2012-13 Q1	68	65	3	69
2012-13 Q2	71	67	4	88
2012-13 Q3	90	87	3	97

Table 3: Applications dealt with by the Gender Recognition Panel, by track type, 2009-10 Q2 to 2012-13 Q2

Time period	Total applications dealt with	Outcome of standard track applications					Outcome of overseas track applications				
		Total	Full GRC granted	Interim GRC granted	Refused	Application withdrawn	Total	Full GRC granted	Interim GRC granted	Refused	Application withdrawn
Financial year											
2010-11	316	296	251	16	23	6	20	9	0	5	6
2011-12	309	296	255	13	19	9	13	8	0	4	1
Quarter											
2009-10 Q2	72	70	59	5	3	3	2	1	0	1	0
2009-10 Q3	79	77	67	5	5	0	2	1	0	1	0
2009-10 Q4	51	48	44	3	1	0	3	3	0	0	0
2010-11 Q1	61	60	46	7	5	2	1	0	0	1	0
2010-11 Q2	80	73	62	0	8	3	7	1	0	0	6
2010-11 Q3	85	81	74	5	2	0	4	0	0	4	0
2010-11 Q4	90	82	69	4	8	1	8	8	0	0	0
2011-12 Q1	58	54	49	3	1	1	4	0	0	4	0
2011-12 Q2	99	95	78	1	11	5	4	4	0	0	0
2011-12 Q3	89	86	76	4	4	2	3	2	0	0	1
2011-12 Q4	63	61	52	5	3	1	2	2	0	0	0
2012-13 Q1	88	84	77	1	5	1	4	2	0	1	1
2012-13 Q2	52	52	43	1	3	5	0	0	0	0	0
2012-13 Q3	81	76	65	3	3	5	5	4	0	0	1

Table 4: Gender at birth and year of birth for full Gender Recognition Certificates granted, 2009-10 Q2 to 2012-13 Q2

Time period	Total full GRCs granted	Gender at birth		Year of birth					
		Male	Female	Up to 1949	1950-1959	1960-1969	1970-1979	1980-1989	1990 onwards
Financial year									
2010-11	260	186	74	27	63	69	50	46	5
2011-12	263	205	58	19	73	64	57	45	5
Quarter									
2009-10 Q2	60	45	15	8	15	8	18	10	1
2009-10 Q3	68	58	10	10	14	21	16	7	0
2009-10 Q4	47	35	12	9	13	14	4	7	0
2010-11 Q1	46	36	10	6	12	19	3	4	2
2010-11 Q2	63	42	21	7	20	14	10	12	0
2010-11 Q3	74	55	19	7	11	19	20	17	0
2010-11 Q4	77	53	24	7	20	17	17	13	3
2011-12 Q1	49	38	11	2	18	12	12	5	0
2011-12 Q2	82	69	13	6	24	18	20	14	0
2011-12 Q3	78	55	23	7	17	19	15	18	2
2011-12 Q4	54	43	11	4	14	15	10	8	3
2012-13 Q1	79	61	18	5	11	21	19	17	6
2012-13 Q2	43	35	8	5	11	7	5	11	4
2012-13 Q3	69	52	17	4	14	22	14	13	2

Explanatory notes

The statistics in this bulletin relate to applications to, and decisions made by, the Gender Recognition Panel (GRP) in the quarter October to December 2012. They are published by the Ministry of Justice, with assistance from officials at the GRP.

An application for a Gender Recognition Certificate requires applicants to demonstrate that:

- They have, or have had, gender dysphoria.
- They have lived fully for the last two years in their acquired gender.
- They intend to live permanently in their acquired gender.

The overseas process requires applicants to demonstrate that they have been legally recognised in their acquired gender in a country or territory that is listed in the Gender Recognition (Approved Countries and Territories) Order 2005. The list is available on the Ministry of Justice website (www.justice.gov.uk/tribunals/gender-recognition-panel/overseas-application-process). Under all circumstances, an applicant must also prove that they are at least 18 years of age at date of application.

A full Gender Recognition Certificate issued by the GRP shows that a person has satisfied the criteria for legal recognition in the acquired gender. It is issued to a successful applicant if he or she is not married or in a civil partnership. From the date of issue, the holder's gender becomes the acquired gender for all purposes.

An interim Gender Recognition Certificate is issued to a successful applicant if he or she is married or in a civil partnership at the time of the application. The interim certificate is issued to allow the applicant and his or her spouse or civil partner to end their marriage or civil partnership easily. It has no legal significance beyond this use. When the marriage or civil partnership is ended, a full Gender Recognition Certificate will be issued to the successful applicant. Please note, however, that the statistics for full certificates issued presented in this bulletin do not count those issued subsequent to an earlier interim certificate; the statistics relate only to those full certificates which are issued in the *first* instance.

The Gender Recognition Panel is part of Her Majesty's Courts and Tribunals Service, which is an executive agency of the Ministry of Justice, and provides administrative support for the tribunals' judiciary who hear cases and decide appeals. More information about the work of HM Courts and Tribunals Service can be found on the Ministry of Justice website at www.justice.gov.uk/about/hmcts.

Contacts

Press enquiries on the contents of this bulletin should be directed to the HM Courts and Tribunals Service press office:

Tel: 020 3334 6510

Queries regarding the work of the Gender Recognition Panel should be directed to:

Gender Recognition Panel
PO Box 9300
Leicester
LE1 8DJ
Tel: 0845 355 5155
Email: grpenquiries@hmcts.gsi.gov.uk

Other enquiries about these statistics should be directed to:

Justice Statistics Analytical Services division
Ministry of Justice
7th Floor
102 Petty France
London
SW1H 9AJ
Tel: 020 3334 3737
Email: statistics.enquiries@justice.gsi.gov.uk

General enquiries about the statistical work of the Ministry of Justice can be e-mailed to: statistics.enquiries@justice.gsi.gov.uk

General information about the official statistics system of the UK is available from www.statistics.gov.uk

© Crown copyright
Produced by the Ministry of Justice

Alternative formats are available on request from
statistics.enquiries@justice.gsi.gov.uk