

KANTAR MEDIA



Taking Part - NETQuest

Sean Yeates – Kantar Media



Where to find NETQuest



[contact us](#) | [help](#) | [accessibility](#) | [sitemap](#)

- [culture](#)
- [media](#)
- [sport](#)
- [London 2012](#)

Search this site [GO](#)

- [what we do](#)
- [about us](#)
- [news](#)
- [consultations](#)
- [publications](#)
- [blog](#)



- [← research and statistics](#)
- [• taking part](#)
- [about taking part](#)
- [statistical releases](#)
- [NETQuest](#)
- [questionnaires](#)
- [technical reports](#)
- [datasets](#)
- [information for survey participants](#)
- [survey content](#)
- [further research](#)
- [user corner](#)



[home](#) > [what we do](#) > [research and statistics](#) > [taking part](#) > [netquest](#)

NETQuest

Taking Part NETQuest is a user-friendly online program that enables you to quickly and easily analyse Taking Part survey data.

NETQuest allows users to select the topics they are interested in and create tables, charts and graphs to their own specification. NETQuest currently contains data for the survey years up to 2009/10.

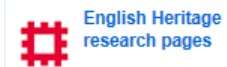
In order to access the site, users are required to register and will receive a password once this process is completed.

- [Taking Part NETQuest](#)

Contact

If you have any queries or would like to provide feedback, please contact netquest@culture.gsi.gov.uk

Websites of interest



Related information

[NETQuest User Guide PDF \(3.5mb\)](#)

[NETQuest website terms and conditions PDF \(31kb\)](#)

Welcome!

Taking Part NETQuest

Welcome to the Taking Part NETQuest website from DCMS

The Taking Part survey collects data about engagement and non-engagement in culture, leisure and sport. It is carried out on behalf of the Department for Culture, Media and Sport (DCMS), Sport England, English Heritage, Arts Council England, and the Museums, Libraries and Archives Council. The survey went live in July 2005.

Taking Part NETQuest is a simple tool that allows you to construct tables and graphs using data from the survey.

If this is your first time using this site please click on the Get Help button for instructions.

Do not show this page the next time I login

Get Started

Get Help



To find out more about the Taking Part survey, including reported results, click on [background information](#).



Log in....

https://www.kmrsoftware.net/netquestapp/netquestdcmstest/login/login.aspx?Re

karmann ghia | eBay

NETQuest Quick Reports - L... X

File Edit View Favorites Tools Help

Google KantarMedia WebEx Enter... Hotmail - seanygb@hotm... Home - KMR Software Int...

Page Safety Tools


Taking Part NETQuest


Please enter your login details


Email:

Password:

[New user](#) | [Forgot password?](#)

 department for culture, media and sport





All aspects of NETQuest are Copyright Kantar Media 2010

[\[privacy statement\]](#) [\[KMRS terms and conditions\]](#) [\[system requirements\]](#) [\[add to favourites\]](#)

Choose a topic...

KANTAR MEDIA

Home | Change survey | Start again | KMRS | Options | Profile | Logout

Help ?

Current User: Sean Yeates for KMR Software

Taking Part - (2010/11)

- Survey Information
- Favourites
- Demographics
- Free Time
- Active arts participation
- Arts Attendance
 - Overall arts attendance
 - Attend music events
 - Attend dance events
 - Attend theatre
 - Attend visual arts or Craft events
 - Attend festival, carnival or street arts events
 - Attend literature events
 - Attend cinema
 - Frequency of attendance
 - Levers to arts attendance
 - History of arts attendance
- Overall arts participation
- Libraries
- Museums, galleries and archives
- Heritage
- Sport
- Olympics
- Internet access
- Volunteering
- Public Participation
- Broadcasting

Get started

Which of the topics on the left are you interested in?

- Click on one, then choose from the drop-down menu

Taking Part 2010/11

Key Facts

| | |
|-------------------|--------------------------|
| Interview Period: | April 2010 to April 2011 |
| Sample Size: | 14,102 |
| Respondents: | Adults aged 16+ |
| Geography: | England |
| Total Population: | 42,105,600 |

Copyright DCMS11

View Responses...

Home | Change survey | Start again | KMRS | Options | Profile | Logout Help ?

KANTAR MEDIA Current User: Sean Yeates for KMR Software

Taking Part - (2010/11)

- Survey Information
- Favourites
- Demographics
- Free Time
- Active arts participation
- Arts Attendance
 - Overall arts attendance
 - Attend music events
 - Attend dance events
 - Attend theatre
 - Attend visual arts or Craft events
 - Attend festival, carnival or street arts events**
 - Attend literature events
 - Attend cinema
 - Frequency of attendance
 - Levers to arts attendance
 - History of arts attendance
- Overall arts participation
- Libraries
- Museums, galleries and archives
- Heritage
- Sport
- Olympics
- Internet access
- Volunteering
- Public Participation
- Broadcasting

Here are the responses to questions relating to your chosen topic

What next? Would you like to find out how these responses vary by people's attributes (e.g. age), or by their experiences or views of another topic?

- If yes - click below on either the entire question (in white text) or the specific answer (in blue text) that you want to explore further
- If no - you can print these results or begin a new analysis


Chosen topic > Arts Attendance > Attend festival, carnival or street arts events

Whether attended a festival, carnival, street arts or circus event [Graph It!](#)

| Answer | % |
|---|-------|
| Has not attended festival/carnival/street arts/circus event | 68.6% |
| Has attended festival/carnival/street arts/circus event | 31.4% |

In the last 12 months, have you been to any of these events (own-time or voluntary)? [Graph It!](#)

| Answer | % |
|--|-------|
| Street arts (art in everyday surroundings like parks, streets or shopping centres) | 9.2% |
| A public art display or installation (an art work such as sculpture that is outdoors or in a public place) | 13.7% |
| Circus (not animals) | 4.4% |
| Carnival | 12.3% |
| Culturally specific festival (for example Mela, Baisakhi, Navratri) | 4.2% |
| Not stated | 68.6% |



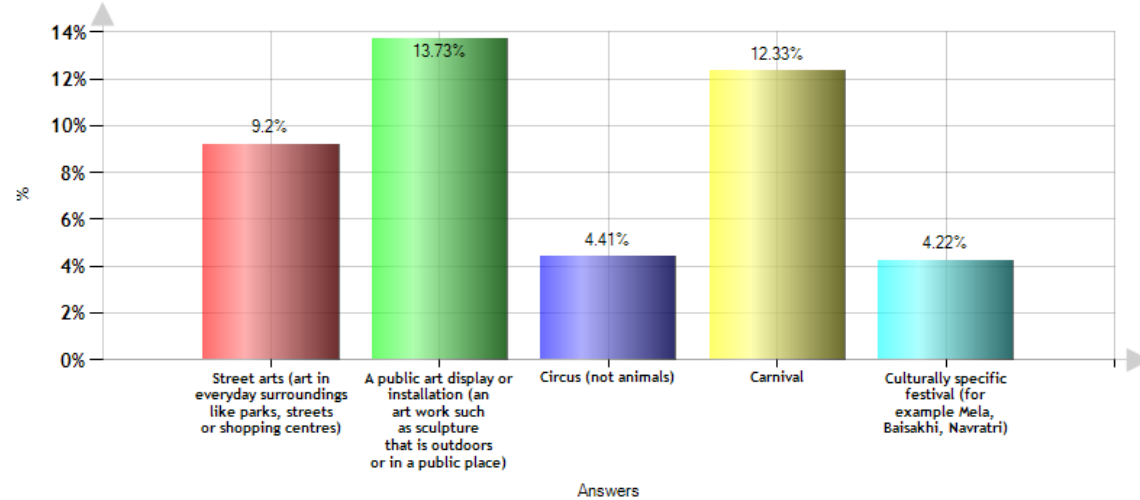
Graph Responses..

Taking Part - (2010/11)

- Survey Information
- Favourites
- Demographics
- Free Time
- Active arts participation
- Arts Attendance
 - Overall arts attendance
 - Attend music events
 - Attend dance events
 - Attend theatre
 - Attend visual arts or Craft events
 - Attend festival, carnival or street arts events
 - Attend literature events
 - Attend cinema
 - Frequency of attendance
 - Levers to arts attendance
 - History of arts attendance
- Overall arts participation
- Libraries
- Museums, galleries and archives
- Heritage
- Sport
- Olympics
- Internet access
- Volunteering
- Public Participation
- Broadcasting

Chart Functions: Options Data View Print Export Excel (XLS) Export Excel (CSV) Export PowerPoint Export Image Back Help

Attend festival, carnival or street arts events : In the last 12 months, have you been to any of these events (own-time or voluntary)?



Source: Taking Part - (2010/11). Copyright Kantar Media 2011

Select a response to investigate further...

KANTAR MEDIA

Home | Change survey | Start again | KMRS | Options | Profile | Logout

Current User: Sean Yeates for KMR Software

Help ?

Taking Part - (2010/11)

- Survey Information
- Favourites
- Demographics
- Free Time
- Active arts participation
- Arts Attendance
 - Overall arts attendance
 - Attend music events
 - Attend dance events
 - Attend theatre
 - Attend visual arts or Craft events
 - Attend festival, carnival or street arts events
 - Attend literature events
 - Attend cinema
 - Frequency of attendance
 - Levers to arts attendance
 - History of arts attendance
- Overall arts participation
- Libraries
- Museums, galleries and archives
- Heritage
- Sport
- Olympics
- Internet access
- Volunteering
- Public Participation
- Broadcasting

Here are the responses to questions relating to your chosen topic

What next? Would you like to find out how these responses vary by people's attributes (e.g. age), or by their experiences or views of another topic?

- If yes - click below on either the entire question (in white text) or the specific answer (in blue text) that you want to explore further
- If no - you can print these results or begin a new analysis

Chosen topic > Arts Attendance > Attend festival, carnival or street arts events

Whether attended a festival, carnival, street arts or circus event [Graph It!](#)

| Answer | % |
|---|-------|
| Has not attended festival/carnival/street arts/circus event | 68.6% |
| Has attended festival/carnival/street arts/circus event | 31.4% |

In the last 12 months, have you been to any of these events (own-time or voluntary)? [Graph It!](#)

| Answer | % |
|--|-------|
| Street arts (art in everyday surroundings like parks, streets or shopping centres) | 9.2% |
| A public art display or installation (an art work such as sculpture that is outdoors or in a public place) | 13.7% |
| Circus (not animals) | 4.4% |
| Carnival | 12.3% |
| Culturally specific festival (for example Mela, Baisakhi, Navratri) | 4.2% |
| Not stated | 68.6% |

Decide how you want to profile the response...

Taking Part - (2010/11)

- Survey Information
- Favourites
- Demographics
- Free Time
- Active arts participation
- Arts Attendance
 - Overall arts attendance
 - Attend music events
 - Attend dance events
 - Attend theatre
 - Attend visual arts or Craft events
 - Attend festival, carnival or street arts events
 - Attend literature events
 - Attend cinema
 - Frequency of attendance
 - Levers to arts attendance
 - History of arts attendance
- Overall arts participation
- Libraries
- Museums, galleries and archives
- Heritage
- Sport
- Olympics
- Internet access
- Volunteering
- Public Participation
- Broadcasting

People who answered questions on your chosen topic also answered questions on the topics below. What other topic would you like to see their responses to?

- Click on one topic from the list below

Previous Step

Chosen topic > Attend festival, carnival or street arts events in the last 12 months, have you been to any of these events (own-time or voluntary)? Carnival

Available Topics

- 01 Demographics
- 02 Health and Disability
- 03 Free time activities
- 04 Active arts participation
- 05 Arts attendance
- 06 Museums galleries and archives
- 07 Overall arts participation
- 08 Heritage
- 09 Libraries
- 10 Walking for health or recreation
- 11 Team sports
- 12 Social sports
- 13 Individual sports
- 14 Swimming
- 15 Personal fitness activities
- 15 Personal Fitness
- 16 Outdoor and adventure sports

Survey(s)

- Taking Part (2010/2011)
- Taking Part (2009/2010)
- Taking Part (2008/2009)

Review Table...

Home | Change survey | Start again | KMRS | Options | Profile | Logout Help ?

KANTAR MEDIA Current User: Sean Yeates for KMR Software

Taking Part - (2010/11)

Back Change topics Population base

Select Subset of Table: All Questions Select Base: All Adults 16+

| | Total (000) | Attend festival, carnival or street arts events in the last 12 months. have (000) | % Row |
|---|----------------|---|-------|
| Total | | | |
| All Adults 16+ * | 42,106 | 5,190 | 12.3 |
| Sex of respondent: | | | |
| Male | 20,548 | 2,635 | 12.8 |
| Female | 21,558 | 2,555 | 11.9 |
| Age Group: | | | |
| 16-24 | 6,232 | 866 | 13.9 |
| 25-44 | 14,346 | 2,073 | 14.4 |
| 45-64 | 13,095 | 1,535 | 11.7 |
| 65-74 | 4,379 | 524 | 12.0 |
| 75+ | 4,042 | 190 | 4.7 |
| Government Office Region: | | | |
| North East | 2,180 | 172 | 7.9 |
| North West | 5,595 | 512 | 9.2 |
| Yorkshire and Humberside | 4,291 | 329 | 7.7 |
| East Midlands | 3,618 | 447 | 12.4 |
| West Midlands | 4,375 | 537 | 12.3 |
| East of England | 4,669 | 738 | 15.8 |
| London | 6,274 | 763 | 12.2 |
| South East | 6,815 | 862 | 12.7 |
| South West | 4,291 | 829 | 19.3 |
| Type of area: | | | |
| Urban | 33,387 | 4,018 | 12.0 |
| Rural | 8,719 | 1,172 | 13.4 |
| Household Reference Person Indicator | | | |
| Respondent is HRP | 26,557 | 3,274 | 12.3 |

Highlighting significant difference at 95 % confidence level

Copyright Kantar Media 2011

See how responses vary over time

Home | Change survey | Start again | KMRS | Options | Profile | Logout Help ?

KANTAR MEDIA Current User: Sean Yeates for KMR Software

Taking Part - (2010/11)

- Survey Information
- Favourites
- Demographics
- Free Time
- Active arts participation
- Arts Attendance
 - Overall arts attendance
 - Attend music events
 - Attend dance events
 - Attend theatre
 - Attend visual arts or Craft e
 - Attend festival, carnival or s
 - Attend literature events
 - Attend cinema
 - Frequency of attendance
 - Levers to arts attendance
 - History of arts attendance
- Overall arts participation
- Libraries
- Museums, galleries and arc
- Heritage
- Sport
- Olympics
- Internet access
- Volunteering
- Public Participation
- Broadcasting


People who answered questions on your chosen topic also answered questions on the topics below. What other topic would you like to see their responses to?

- Click on one topic from the list below

Previous Step

Chosen topic > Attend festival, carnival or street arts events In the last 12 months, have you been to any of these events (own-time or voluntary)?
Carnival

| Available Topics | Survey(s) |
|------------------|---|
| 01 Demographics | <input checked="" type="checkbox"/> Taking Part (2010/2011) |
| 19 Internet | <input checked="" type="checkbox"/> Taking Part (2009/2010) |
| | <input type="checkbox"/> Taking Part (2008/2009) |



Trend Report

KANTAR MEDIA

Home | Change survey | Start again | KMRS | Options | Profile | Logout

Current User: Sean Yeates for KMR Software

Help ?

Back Change topics Population base

Select Subset of Table: All Questions

Select Base: All Adults 16+

Answer(s): ...ese events (own-time or voluntary)? C

01 Demographics - Attend festival, carnival or street arts events In the last 12 months, have you been to any of these events (own-ti

| | Taking Part (2009/2010) | | Taking Part (2010/2011) | |
|---|-------------------------|-------------------------------|-------------------------|------|
| (000): 4,927 Sample: 702 | | (000): 5,190 Sample: 1,733 | | |
| Total | | | | |
| All Adults 16+ * | 11.8 | X | 12.3 | 0.5 |
| Sex of respondent: | | | | |
| Male | 12.3 | X | 12.8 | 0.5 |
| Female | 11.3 | X | 11.9 | 0.6 |
| Age Group: | | | | |
| 16-24 | 15.9 | X | 13.9 | -2.0 |
| 25-44 | 13.7 | X | 14.4 | 0.7 |
| 45-64 | 10.1 | X | 11.7 | 1.6 |
| 65-74 | 10.7 | X | 12.0 | 1.3 |
| 75+ | 5.0 | X | 4.7 | -0.3 |
| Government Office Region: | | | | |
| North East | 14.2 | X | 7.9 | -6.3 |
| North West | 9.6 | X | 9.2 | -0.5 |
| Yorkshire and Humberside | 9.6 | X | 7.7 | -1.9 |
| East Midlands | 11.2 | X | 12.4 | 1.2 |
| West Midlands | 11.3 | X | 12.3 | 1.0 |
| East of England | 13.0 | X | 15.8 | 2.8 |
| London | 9.1 | X | 12.2 | 3.1 |
| South East | 14.5 | X | 12.7 | -1.8 |
| South West | 14.9 | X | 19.3 | 4.4 |
| Type of area: | | | | |
| Urban | 11.3 | X | 12.0 | 0.7 |
| Rural | 14.1 | X | 13.4 | -0.6 |
| Household Reference Person Indicator | | | | |
| Respondent is HRP | 11.9 | X | 12.3 | 0.4 |

Graph Trend Table...

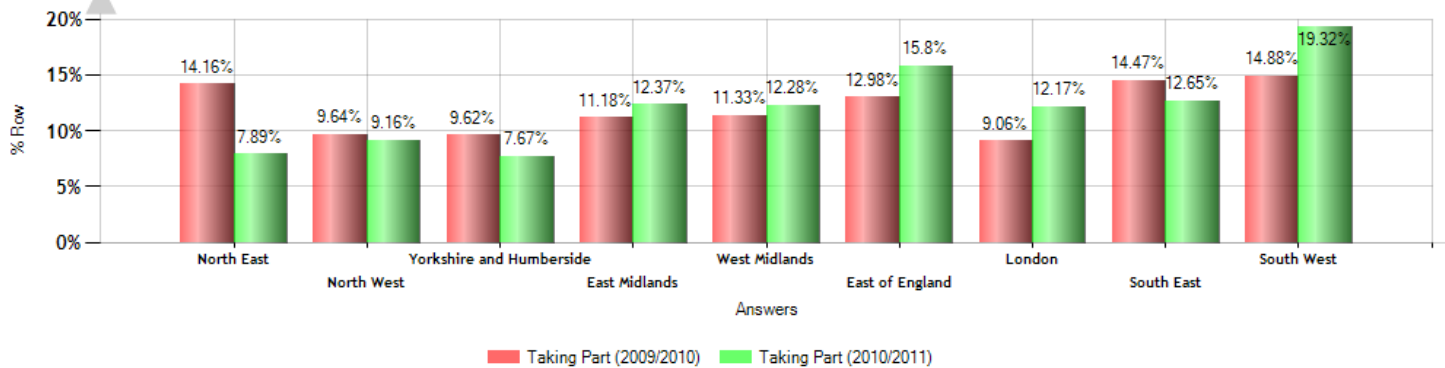
Taking Part - (2010/11)

- [-] Survey Information
- [-] Favourites
- [-] Demographics
- [-] Free Time
- [-] Active arts participation
- [-] Arts Attendance
 - [-] Overall arts attendance
 - [-] Attend music events
 - [-] Attend dance events
 - [-] Attend theatre
 - [-] Attend visual arts or Craft e
 - [-] Attend festival, carnival or s
 - [-] Attend literature events
 - [-] Attend cinema
 - [-] Frequency of attendance
 - [-] Levers to arts attendance
 - [-] History of arts attendance
- [-] Overall arts participation
- [-] Libraries
- [-] Museums, galleries and arc
- [-] Heritage
- [-] Sport
- [-] Olympics
- [-] Internet access
- [-] Volunteering
- [-] Public Participation
- [-] Broadcasting

Select Subset of Table: Government Office Region:
 Select Base: All Adults 16+
 Answer(s): ...ese events (own-time or voluntary)? Carnival

Chart Functions: Options Data View Print Export Excel (XLS) Export Excel (CSV) Export PowerPoint Export Image Help

Attend festival, carnival or street arts events In the last 12 months, have you been to any of these events (own-time or voluntary)? Carnival :



All Adults 16+ *

Source: Taking Part (2010/2011). Copyright Kantar Media 2011

Thank-you!