

Consultation on the future of the Citizenship Survey: Individual responses

The Department for Communities and Local Government (DCLG) conducted a technical consultation on the future of the Citizenship Survey from 1 November to 30 November 2010, outlining the intention to stop future surveys.

This document contains the individual responses that were received.

Association of Research Observatories

To: CITIZENSHIP SURVEY

Subject: Association of Research Observatories response

Dear Ms Robinson,

Our association represents the observatory network, the research and intelligence function of England's RDAs. Our members also do a lot of work with local authorities, for instance on Local Economic Assessments.

Our members have not made much use of the survey in the past, however this is perhaps more to do with the nature of our work rather than any failings on the part of the Citizenship Survey. We suspect that local authorities would make more use of this survey; therefore our lack of use of the survey should not be taken as a recommendation to discontinue it.

One other point we would make would be this: at a time when the government is promoting Big Society and the value of volunteering and wider the civil society, it seems odd that a survey of this kind would be brought to an end. We therefore recommend that other methods of measuring citizenship should be considered and implemented in a way that reports regularly, and at as small a geographic level as possible.

Yours Sincerely

XXXXXXX

National Coordinator

Association of Research Observatories

Belake CIC

Dear Sir/Madam,

I am writing in response to your consultation on the future of the Citizenship Survey.

Belake CIC is a social enterprise created to make high quality cutting edge research and analysis available to everyone. As part of this we are keen to promote the effective use of information in policy making. One of the areas we have identified as lacking is community cohesion.

Principally, we are concerned over the demise of information on which local authorities can base community cohesion strategies. Local authorities are a key partner in improving community cohesion since they are in touch with the communities they serve. The only data sources which produced data comparable between local authorities were the Place Survey and Citizenship Survey. However inadequate, these were the only nationally standard data sets, and are now both to be cancelled. Local authorities now have no data on which to base their strategies, or gauge whether those strategies are having an impact. Moreover, the handicapping of local authorities in this respect is at odds with the MoD's identification of terrorism as a key threat, and community cohesion is a key part of tackling this threat.

Belake CIC is endeavouring to fill this gap through our Community Cohesion Benchmarking Project, but even the relatively modest cost of under £2000 is proving to be a turn off for local authorities in the current climate.

In direct response to the consultation, we found it difficult to answer the consultation without an idea of the cost of running the survey.

Obviously in reponse to question 3 we are keen to promote our own community cohesion benchmarking survey as a viable alternative, although it really needs to be commissioned on a national basis, rather than the pilot project we currently have. With the moderate cost of £2000 this would equate to only £300,000 to cover every single and upper authority. Please see our website if you'd like to know more at www.belake.com.

Belake CIC is a social enterprise limited by guarantee. We have no shareholders, and all our profits go into providing research for charities.

Thanks for allowing us to respond to this consultation,

Regards

XXXXXX

Managing Director
Belake CIC



**CALDERDALE MBC –
RESPONSE TO CONSULTATION ON THE FUTURE OF
THE CITIZENSHIP SURVEY**

What are your current uses of the Citizenship Survey?

The CS provides the Council and its partners in various strategic themes with an insight into the civic attitudes and social perceptions of the population, and the way in which these are changing. It also provides robust data on how views differ between different ages, ethnic groups and religions, and between regions.

This information is not available from any other source in comparable depth. The CS is consequently a vital source of intelligence with regard to the Council's duties and roles on community safety, preventing violent extremism, enhancing strong neighbourhoods, encouraging civic participation & involvement, facilitating greater volunteering, and promoting community cohesion.

It also represents a key national source of information on perceptions of public services, in the absence of the Place Survey

Question 1. Calderdale MBC's Current Uses of the CS

Most Useful Topic Areas

Empowered Communities
Civic participation
Cohesion
Volunteering
Race, Religion and Identity

Analysis

Trends in attitudes
Degree of difference in attitudes and experience between different parts of the population, in particular age, gender and ethnicity

Purposes of Our Use of the Survey

Identifying key issues for our area from regional and national data
Checking if our priorities and approaches correspond to the evidence

Frequency and Need for Time Series

Time-series are vital to track trends – they provide an early warning. However, the quarterly nature of data release is not vital for Calderdale MBC

Geographic Level

Regional data is an important addition to the national data. It may be, however, that the regional attitudes mainly reflect the demographic differences. A national Survey would be better than no Survey

Sample Boosts

Ethnic group boost is vital (although does not need to be so large if the CS is to be robust only at national level)

Muslim boost not vital

Most Useful Outputs

Topic Reports

Level of Precision

We would expect that any topline results are accurate to +/- 3%, at a maximum. Anything greater than this would undermine the value of the CS for identifying and monitoring trends

Question 2 Implications of Stopping the CS

The CS provides Calderdale MBC with vital information that underpins a range of activities and initiatives. The depth of understanding that is provided is not available in any other form.

On-going work on community safety, preventing violent extremism and community cohesion are all based on a sound understanding of different communities, their concerns, their experience of other communities, the degree to which they mix with each other. Although the CS does not provide this for Calderdale specifically, it provides an essential foundation in terms of regional and national attitudes.

Without information from the CS, we will be poorly placed to promote and monitor the move towards more local services, the strengthening of community ties and activities, and community participation and volunteering. Intelligence about the attitudes of different communities to these is vital if we are to be effective in promoting localism, greater community self-reliance and the big society.

In the absence of the Place Survey, understanding of public perceptions of public services would also be greatly weakened.

Question 3 Alternatives to the CS

a. Other Sources

It is not clear what realistic alternatives exist. A survey of this nature would be unaffordable for a local authority on its own – and would be highly cost-ineffective. Whilst there may be a range of surveys covering elements of this, or particular sections of the population, the consistency of questions and approach would seriously affect the value of the information

b. Less Stringent Quality

This could be an acceptable approach to reducing survey costs but the nature of the quota sampling would be crucial. There would need to be assurances that the quotas were reached in a manner that avoid skew.

c. How could the Department help?

If the CS was stopped, the best help the Department could provide would be to provide a library of recent research into the key topics, and a Digest of key findings from recent surveys that are relevant.

Question 4. Questionnaire Content

Key questions/topics are:

- Identity and self-identity
- Mixing
- Respect
- Harassment and Discrimination
- Community
- Volunteering
- Participation

(In addition to the demographics.)

Chartered Institute of Housing

14 November 2010

Philippa Robinson/Suzanne Cooper
Communities Analysis Division
Department for Communities and Local Government
7/E8, Eland House
Bressenden Place
London, SW1E 5DU



Dear Philippa/Suzanne

This is our response to the consultation on the Citizenship Survey.

Following the demise of the Place Survey, we are concerned about the erosion of regularly available and consistent data about attitudes towards citizenship and towards neighbourhoods, and we want to ask for the future of the Citizenship Survey to be reviewed.

The difficulty about losing surveys of this kind is that, of course, local surveys might take place instead, but they are unlikely to provide data which is comparable between areas and will certainly not indicate trends at national level. The Citizenship Survey supports current CLG policies – such as localism, Big Society and the planned strategy on integration and extremism. It can provide important evidence about current issues and, of course, can help to monitor the results of policy change. For example, it asks questions about volunteering, which is a key government policy issue. We believe that if the government wants to ensure that policies like those just mentioned are evidence-based, then it should invest in collecting that evidence.

The Citizenship Survey is widely used. We recently collaborated with the Joseph Rowntree Foundation in preparing a summary of studies of ethnic minorities and neighbourhoods, several of which made use of the survey and/or used similar questions so as to provide comparative data. An internet search will produce many similar examples of the use of the data. Such studies will be significantly affected if, as planned, the survey is discontinued.

We therefore urge that the future of the survey is reconsidered.

Best wishes

XXXXXX

Policy Adviser

Future of the Citizenship Survey

1. What are your current uses of the Citizenship Survey?

Information from the Citizenship Survey was used in the past when considering how volunteering can be encouraged within the District. This was part of a wider review of the Voluntary and Community Sector.

The area most of interest to this Council is that which covers volunteering and charitable giving – if this information is not collected in future it will be difficult to gauge what works best in terms of encouraging people to do either. We also pick up on information from the survey in briefings from other organisations, e.g. Volunteer England. The survey also gave data about Community cohesion, Fear of Crime, attitudes to immigration and sense of belonging to a neighbourhood. The sample size and National nature of the survey didn't give much of the local/regional data that is so important to Local Authority officers. However, it did give a national perspective, which when used in conjunction with other survey results at a Parish, Ward or District level (the Place Survey for example) was useful, particularly in identifying trends and comparing figures.

2. What are the implications of stopping the Citizenship Survey?

In the absence of this survey, National Indicators and the Place Survey and without a suitable alternative there is a need for a survey that can be compared easily at a national level. Particularly at the moment, when discourse around volunteering and the idea of Big Society is so prevalent. Without the information provided by the Citizenship Survey, it will prove difficult to measure the impact over time that initiatives have had on the average citizen's propensity to volunteer and feel part of their communities.

The Citizenship Survey also contributes to the evidence base across a range of important policy areas including cohesion, community empowerment, race equality, volunteering and charitable giving. Without this evidence base authorities will lose an important element of information to direct service provision and support.

3. What are the alternatives to the Citizenship Survey?

Information on Community perceptions and habits was also available from the Place Survey and the Best Value surveys before it. Since these have now been cancelled, without the benefit of a consultation, the suitable alternatives seem limited.

If Local Authorities were to attempt such a survey on their own, or even in local partnerships, without National guidance on content and methodology, the ability to compare usefully across the Country would be lost. Without these comparisons it becomes difficult to gauge the success (or otherwise) of local initiatives designed to promote communities and feelings of safety and involvement.

Also, at a time when all Local Authorities are looking for savings, delivering a survey like this on a local scale risks being unaffordable. It is also unlikely that the methodology of the Citizenship Survey can be replicated at a Local Authority level and still achieve a reliable sample size.

4. What are your views on questionnaire content?

5. Do you have any other comments?

One benefit of the Citizenship survey is that it is very stringent in terms of data collection and analysis. This can therefore easily be relied upon and compared to others.

With the Big Society at the forefront, it is ever more important that there is a survey reflecting the views of individuals and communities concerning their level of involvement in civic activities and allowing for trends to be measured over time. If the Citizenship Survey is cancelled there will be no opportunity for this. We, as officers, would prefer that the methodology changes (e.g. reducing the frequency of the survey) instead of the Survey being totally cancelled.

**Department of Business, Innovation and Skills, including the
Low Pay Commission**



Citizenship Survey Consultation

c/o Philippa Robinson
Communities Analysis Division
Department for Communities and Local Government
7/E8, Eland House
Bressenden Place
London, SW1E 5DU

30 November 2010

Dear Philippa

Please find below the Citizenship Survey consultation response from the
Department of Business, Innovation and Skills.

Regards,

XXXXXXXX

5th Floor Spur 1, 1 Victoria Street, London SW1H 0ET
<http://www.bis.gov.uk/>

Direct Line +44 (0)XXXXXXXX
Enquiries +44 (0)20 7215 5000 | Email XXXXXXXXXXXX

BIS response to Citizenship Survey consultation

Question 1: What are your current uses of the Citizenship Survey?

Question 2: What are the implications of stopping the Citizenship Survey?

Question 3: What are the alternatives to the Citizenship Survey?

The Low Pay Commission (LPC) uses the Citizenship Survey to look at the number of volunteers in the context of National Minimum Wage legislation. The data form part of the evidence considered by Commissioners when making recommendations to Government. If it were not available the LPC would use data from 'non-official' sources, such as the Institute for Volunteering Research. However, projects undertaken by such organisations tend to be one-off studies rather than regularly updated outputs. They also tend to be more focused on those people who do volunteer rather than giving the bigger picture of the proportion of the population who volunteer. With the emphasis this Government is putting on volunteering, data such as those from the Citizenship Survey will become increasingly important.

The Employment Relations directorate within BIS makes use of the questions on discrimination in employment (e.g. in the context of age discrimination) for briefing purposes and as indicators for Departmental targets. Data collected using the same questions, over time, is particularly useful for tracking purposes. An alternative survey is BIS's Fair Treatment at Work (FTW) Survey 2008. This is now the preferred source of evidence as it has much greater depth and breadth on the topic. However, given it is not known when the FTW survey will next run, it is important to ensure that other sources continue. The Citizenship Survey provides a continuing measure on a couple of key headline measures and was recently used by BIS in providing evidence to the European Agency for Fundamental Rights.

The Advanced Manufacturing and Services (AMS) directorate uses the part of the survey that relates to violent extremism, for example for views on animal cruelty. The Citizenship Survey duplicates the results from survey work that AMS have undertaken annually for the last 10 years, and the findings are entirely consistent with the most recent Citizenship Survey.

Question 5: Do you have any other comments?

Question 4: What are your views on questionnaire content?

Much of the information provided by the Citizenship Survey cannot be provided by alternative (existing) sources so cancellation will have an impact on the evidence base used in the development and the evaluation of a number of Departments' policies, and by independent academic and non-academic researchers. In particular, the Citizenship Survey is the most significant source of evidence on Big Society issues: who volunteers, what they do, how often they do it, the barriers to volunteering and what would encourage people to do more; who takes part in civic engagement activities, what they do, how often they do it, barriers, motivations etc. Given that BIS, as other government departments, has an interest in the Big Society agenda, we have an interest in the continuation of this evidence base. The uniqueness stems from the following factors:

- It is continuous and hence nimble – relative to many other surveys, it can be changed at short notice.

- Its scope – for example the topics (such as people's involvement in the Big Society) and demographic questions cover key equality strands.
- Its scale – providing nationally and regionally representative statistics, with the ability to analyse differences in the behaviours and perceptions of different groups of people classified by age, gender, ethnicity, religion, disability, sexual identity, socio-economic class, employment status etc.
- Its methodology – it is a rigorously designed and implemented face-to-face survey that allows a) for more complex issues to be investigated; and b) for the provision of reliable statistics that accurately represent the experiences and views of the people of England and Wales.
- Its perspective – as the survey has run since 2001, it can provide time-series evidence that tracks changing behaviours and opinions, e.g. people feel less empowered in terms of decisions taken locally than they did 10 years ago; or that people's trust in councils has risen steadily since 2001.

For these reasons, and to maintain the long-term evidence base, the Survey may better be placed under the auspices of ONS, rather than a Government Department.

Department for Culture, Media and Sport, Evidence and Analysis Unit

Consultation on the future of the Citizenship Survey

Response from the Department for Culture, Media and Sport (DCMS)

Question 1: What are your current uses of the Citizenship Survey?

DCMS are currently occasional users of the Citizenship Survey but had planned to use the survey to inform its evaluation of the legacy and impacts of the London 2012 Olympic and Paralympic Games.

The department's analysis of the survey has typically focused on volunteering, charitable giving, civic engagement and media-related questions (e.g. data were recently used to explore the link between local media and civic engagement). The Olympic and Paralympic Games evaluation would also make use of the information on cohesion indicators (sections 3, 4 and 10) and involvement in community activity (section 6).

The Citizenship Survey provides top level analysis (e.g. volunteering generally including motivations for volunteering). More specific analysis covering our sectors (e.g. sports volunteering) is undertaken using the Taking Part Survey, which is commissioned by DCMS. The information relating to involvement in community activity is becoming more important as it aligns with the Government's vision of Big Society and we anticipate a greater need for this in future, specifically in order to understand the impacts of the London 2012 Games.

While previously DCMS have used the community cohesion topic reports and the quarterly statistical releases, since the phasing out of PSA21, DCMS tend only to use the civic participation and the volunteering and charitable giving topic reports. Typically these are used to cross-reference Taking Part analysis on similar topics.

DCMS usually use England only data and do not generally require the ethnic minority or Muslim boosts. However, DCMS' evaluation of the legacy of the London 2012 Games will consider the whole of the UK, so data for England and Wales will be needed, it will also consider the impacts of the Games on ethnic minorities and would require the ethnic minority boost to do this in a robust way. The CASE Programme relied heavily on regional data from the Citizenship Survey to inform its regional insights research project.

Our requirement for time series data is limited.

Question 2: What are the implications of stopping the Citizenship Survey?

Stopping the survey will also leave a significant gap in the evidence available to measure the impacts of the London 2012 Games. Areas that will be needed for this include volunteering, civic engagement and community cohesion. There

does not appear to be any consistent or comprehensive alternative source of information on community cohesion.

DCMS are concerned that stopping the Citizenship Survey will place a burden on the Taking Part Survey to measure topics previously measured by the Citizenship Survey (e.g. on volunteering, civic participation and charitable giving). Using the Taking Part survey to measure big society has already been discussed by the cross-Whitehall Big Society Analysts Group.

The Taking Part questionnaire is already at capacity. The questionnaire will be refreshed for 2011/12, but it is unlikely that there will be space for further questions without further cutting existing questions. The budget for Taking Part has also been reduced.

The Citizenship Survey is best placed to measure and monitor all aspects of the Big Society agenda. It is inconsistent with the transparency agenda for this survey to stop at a point when results from it will be of optimum use. To be open, clear and transparent with key policies fitting into the 'big society' there is a duty to have indicators that can be measured, with a consistent time series, which only the Citizenship survey can deliver.

Question 3: What are the alternatives to the Citizenship Survey?

While the Taking Part Survey is a clear alternative to the Citizenship Survey insofar as methodologically the two surveys are very similar, it will not be possible to adequately meet DCMS data requirements as well as the wider big society data requirements within the one survey.

DCMS and its partners are concerned that if the Citizenship Survey is cancelled, there will cease to be a good robust measurement of volunteering, charitable giving and civic engagement - the type of big society measures that are a priority across Whitehall. While Taking Part will go some way in measuring these topics, DCMS and its partner NDPBs (the Arts Council, Sport England, the Museums, Libraries and Archive Council and English Heritage) require knowledge that relates specifically to the culture and sport sectors.

We would not be in favour of replacing the Citizenship Survey with a less robust survey. A change to a different or less stringent quality survey would be problematic as it would be difficult to accurately measure changes over time, and therefore reduce our capacity to understand the impact of current Government policy.

Question 4: What are your views on questionnaire content?

DCMS and its partners are most interested in the volunteering, charitable giving, civic engagement, media and community cohesion questions.

This statement reflects the views the Evidence and Analysis Unit, the DCMS team responsible for the delivery of the Taking Part Survey and the meta-evaluation of the impacts and legacy of the London 2012 Games. Taking Part NDPB funders (the Arts Council, Sport England, The Museum, Libraries and Archives Council and English Heritage) were also consulted.

Department for Education, Research and Analysis Unit

Response to CLG consultation: Future of the Citizenship Survey

XXXX Director of Research & Analysis, Department for Education (DfE)

Question 1

What are your current uses of the Citizenship Survey?

The Department for Education (DfE) has been using the Citizenship Survey to support two key areas of work.

First, policy makers and analysts within DfE have made use of annual data from the Citizenship Survey to monitor participation in formal volunteering among young people (16 year olds, 16-19 year olds and 16-25 year olds). Within these age groups, data have been used to compare volunteering activity by gender, ethnicity (making use of the ethnic boost), socio-economic status and economic activity. Analysis of trends in volunteering is currently of interest given the launch of the National Citizen Service (NCS) which aims to promote social action and community engagement among young people. The data have been used for a number of purposes: to inform the development of the NCS evaluation strategy; to establish a baseline of current levels of volunteering activity among YP, against which future changes could be measured; to inform strategies to identify and target under-represented volunteering groups to improve the value added of the NCS programme.

Second, the Department has made use of the Citizenship Survey to develop and pilot a module of questions to be asked of 11-15 year olds in households taking part in the main survey. The plan was to run the module from April 2011 onwards; DfE has invested around 70k in the development and pilot work. The module covers a range of similar topics to those in the main survey including: social mixing, the extent to which young people feel a part of their local area and/or Britain, and volunteering. The Department planned to use these data to: monitor progress among younger people in delivering the aims of the NCS; and engage under represented groups with the Government's Big Society agenda. Collecting the data as part of the Citizenship Survey provides a cost effective way of reaching sufficient numbers of respondents in this age group (including BME respondents through the boost sample) and provides opportunities to conduct intra-household comparisons to investigate the inter relationship between young people's attitudes and those of their parents.

Question 2

What are the implications of stopping the Citizenship Survey?

Stopping the Citizenship Survey would remove a valuable source of trend data on young people's participation in volunteering, their engagement with their local community, and the extent of social mixing. It takes away a useful data source that would have been part of the NCS strategy. Monitoring change over time in these outcomes, and the gap between different social and ethnic groups, is important given they are a central focus of the new National Citizen Service for 16 year olds and the wider Big Society agenda.

Question 3

What are the alternatives to the Citizenship Survey?

It would be possible to ask questions on similar topics as part of an existing omnibus survey. For example, questions from the proposed Young Person module could be asked via a specialist young person omnibus such as MORI's annual survey of secondary school pupils. However, there is no single alternative survey that can be utilised to cover all the age groups of interest, and among those aged 16 and above any change would limit comparability over time and bring about a discontinuity in the trend data.

In the absence of a dedicated survey, it will be difficult to cover the necessary range of topics in sufficient depth (especially topics such as volunteering which, it has been shown, require a number of separate questions to effectively capture the extent of participation).

A well designed and implemented biennial Citizenship Survey would be of use and interest to the DfE. Many of the attitudes and behaviours being monitored are likely to change quite slowly and biennial data would capture any change in these measures.

In the absence of the Citizenship Survey, it would be useful if CLG could gauge the extent of interest in the topics covered across government departments and look for ways in which data collection could be effectively co-ordinated using an alternative vehicle.

Question 4:

What are your views on questionnaire content?

Given the aims of National Citizen Service key topics for the Citizenship Survey to cover include:

- The extent of social mixing, including number of friends from different groups (SInc, SRac etc.) and mixing more generally (QInter.QMix)
- Questions on formal volunteering (including incidence, perceived benefits and barriers - QInter.QForVol)
- Sense of community identity (e.g. SBeNeigh, STrust, SBeLoc, SPull)

There is also wider interest within DfE in the promotion of UK democratic values among young people and Citizenship Survey questions relevant to this include:

The extent to which feel British (FeBrit)

Extent to which people in area share values (SValue)

Social trust (PTrust)

Questions on civic empowerment and involvement in local decision making (QInter.QCivic, CivAct2) are of interest given the importance attached to empowering young people to get involved in decisions about service delivery as well as the wider Big Society agenda.

Department for Environment, Food and Rural Affairs (Defra), Rural Statistics

Response to The Future of the Citizenship Survey Consultation on behalf of Defra Rural Statistics

Question 1: What are your current uses of the Citizenship Survey?

How do you use the Citizenship Survey data?

For all data, we are interested in comparing results for rural areas with urban areas, using the official rural definition.

We do not use Citizenship Survey data for any regular or ongoing outputs.

In the past we have used Citizenship Survey data to measure community cohesion and we see Citizenship Survey data as a useful, but not essential part of our rural evidence base.

The main data requirement is that records are either provided with the rural definition attached (as happens currently) or a spatial reference (e.g. postcode or output area code) is attached to allow us to add the rural definition. The sample size needs to be large enough to provide robust results once the data has been split into rural (20% of English population) and urban (80% of English population). A sample size that allows robust results at further subcategories of rural would be a bonus.

Question 2: What are the implications of stopping the Citizenship Survey?

The stopping of the Citizenship Survey would remove the most natural way for us to provide initial information on the 'Big Society', from a rural-urban perspective, although there has not been a request for this yet.

Question 3: What are the alternatives to the Citizenship Survey?

We are not aware of any alternatives to Citizenship Survey data. As mentioned in the answer to Q1, the main data requirement is that records are either provided with the rural definition attached (as happens currently) or a spatial reference (e.g. postcode or output area code) is attached to allow us to add the rural definition. The sample size needs to be large enough to provide robust results once the data has been split into rural (20% of English population) and urban (80% of English population). A sample size that allows robust results at further subcategories of rural would be a bonus.

Question 4: What are your views on questionnaire content?

We only use the following set of variables. We have no specific issues with the questionnaire content.

GORID
PAffLoc

SAMPTYP1
SAMPTYPE
SBeNeigh
Serial
WtCHhds
WtClnds
WtFHhds
WtFlnds
zformon
Zmxfol
Zstogeth

Question 5: Do you have any other comments?

None

Department of Health, policy colleagues

Subject: Consultation response: Future of the Citizenship Survey

Thank you for contacting me with regards the consultation on the future of the Citizenship survey. I am an analyst providing support on several areas including third sector and volunteering in the health and social care sector. Whilst I am not responding on behalf the Department of Health as a whole, these comments are based on views of policy colleagues in the DH Third Sector Partnership team and the DH Health Inequalities Unit.

The citizenship survey provides the Department with information on important contextual factors (including inequalities, social cohesion and volunteering) which effect people's perception of health and well-being.

At Departmental level, there will be an ongoing need to monitor key aspects of Big Society development, including:

- Community empowerment
- Social action
- Public service reform.

We are not in a position of having a broad range of data sources to monitor many of these aspects, and the citizenship survey currently represents a key data source. Without the survey, we have no other way of tracking these aspects.

We acknowledge that for example in volunteering, the survey doesn't provide us with information specifically relating to health and social care. However it is the only regular national data source we are aware of on levels of volunteering and thus provides important context.

Its is important to be able to make fair comparisons between different geographical areas, using a national survey collected to consistent definitions - which this survey allows us to do. In terms of the contextual factors linked to health and well being (as detailed above), its also important to have an understanding at a national level differences across age, gender, religion etc. We are not aware of any other sources which provide such comparisons.

Therefore in this context we would be keen to see the survey continue.

XXXXXX

Statistician - Chief Nursing Officer's Directorate Analytical Team

Dorset County Council

Subject: Response to consultation

Dear Colleagues

Information regarding your consultation into whether the Citizenship Survey needs to continue has been forwarded to me and so, as a matter of interest, I looked through the questions that the survey includes. As a researcher with Adult Services it did not seem to me that the loss of the survey would have any direct impact, as I am not aware that we make use of the findings (although some of the questions on volunteering might have been of some interest).

What did strike me was the very personal (in my opinion) nature of many of the questions, and my feeling is that many people would refuse to answer such questions. Those who would choose to answer would therefore be a somewhat skewed, self-selecting sample, and I doubt you would get the breadth of views and opinions that you would be hoping for. I would suggest that local research from within communities would be far more revealing and cost effective.

Thank you.

Kind regards,

XXXX

Senior Research Officer
Adult and Community Services
Dorset County Council, Colliton Park, Dorchester DT1 1XJ



12th November 2010

Dear Colleagues

RE: My concerns about the proposed abolition of the Citizenship Survey

My current role working to provide analytical advice to colleagues in the Performance Policy Team in HM Treasury has prompted me to write this response to your consultation. I have already passed my concerns in a similar note to the National Statistician, Jil Matheson. In compiling these thoughts I have consulted a range of colleagues in HM Treasury who share some of my concerns, these are outlined below.

1. I believe it is the wrong decision to abolish the Citizenship Survey for reasons outlined in paragraphs 4 to 7 below. I would like to suggest that urgent work is carried out to find an alternative solution and have put forward some proposals in paragraph 8.
2. It is also worth mentioning that HMT Ministers were not informed of the proposed abolition of the survey. We are now in the public consultation phase, but it seems that the prior process for consulting Ministers across government was a bit random.

My concerns on the proposed abolition of the Citizenship Survey are:

3. I am concerned that the impacts for cross-governmental interests in the Citizenship Survey have not been fully considered, particularly in relation to the 'Big Society' agenda, the new Public Sector Transparency Framework (PSTF) and structural reforms.
4. Specifically, I consider the survey to be a potential source of data for Departmental impact indicators in the new PSTF (eg CLG, CO) and for the proposed National Themes that we intend to develop.
5. The coverage of the survey includes a comprehensive range of citizen perceptions in areas such as ability to influence local decisions, civic participation, and formal and informal volunteering. I consider this information useful for the public to help them judge whether structural reforms to promote Big Society and decentralisation are being achieved or not.
6. I do not fully agree with the proposal to use other data sources. My early investigations, as outlined in Annex 1, suggest that all the alternative data sources are of inferior quality in terms of sample size and the ability for more detailed analysis. Additionally, none of the alternatives offer the comprehensiveness or breadth the Citizenship Survey offers. With the exception of the DCMS Taking Part Survey, the other sources are outside

the control or influence of government which creates risks around question continuity and maintaining the long term evidence base.

7. The advantages of the Citizenship Survey over other data sources are clear. It provides time series continuity for existing questions, geographical coverage is comprehensive, further analysis can be carried out such as breakdowns by household characteristics, and the quality of data collections and methods already meet the National Statistics standard.

My proposals for alternative solutions:

8. While CLG may not have the financial capacity to take forward the whole survey in its current format, I suggest alternative options need to be considered urgently, which might be a combination of the following:
 - a. Within government any potential areas of duplication are investigated further and resolved so that data is only collected on one survey (eg perceptions of crime might be better collected on the British Crime Survey)
 - b. The questions are reviewed, prioritised and rationalised to meet the new requirements of the new administration.
 - c. Management and funding of the survey is explored further within government – perhaps another Government Department should own the survey, or partnership arrangements be set up with CLG.
 - d. The survey is scaled back to reduce interviewer time and/or sample size (but without significantly harming the quality)
 - e. Investment is sought from interested third parties (ie outside government) to help fund the survey.

Yours sincerely,

XXXXXXXX

Principal Analyst
HM Treasury

Some example questions within the Citizenship Survey which may help the public to judge whether structural reforms, Big Society, and decentralisation are being achieved - and my early assessment of alternative data sources.

1. Whether people feel able to influence local decisions affecting their local area and Britain

- Ipsos Mori Government Delivery Index / Ipsos Mori Omnibus survey runs a similar question, 'Do you agree or disagree with each of the following statements: I have influence over how public services are delivered'. However, the representativeness of the data and quality is questionable as the online omnibus survey has a small sample size of around 1000 adults.

2. Participation in civic participation, civic consultation and civic activism at least once in the last 12 months,

The Audit of Political Engagement, British Social Attitudes Survey and the Oxford Internet Survey ask questions on some categories of civic engagement but they are not the same questions and each source has limitations:

- The British Social Attitudes Survey is carried out by the National Centre for Social Research. While the survey method is sound (multi-stage stratified random sample) the sample size of 4,468 cases is inferior to the (current) Citizenship Survey which has a core sample of 10,000 and ethnic boost of 5,000. Another potential limitation concerns the continuity of questions in that government has little control or influence over what questions are asked or dropped.
- The Audit of Political Engagement is carried out by Hansard Society (an independent organisation). The themes of questions change annually suggesting a lack of continuity. It has a small sample size of 1,156 interviews.
- The Oxford Internet Survey, carried out by the Oxford Internet Institute focuses on internet access, use and attitudes so does not necessarily provide the coverage of information required. The frequency of collection is also limited to every 2 years, with a small sample size of around 2,000 people.

3. a) Participation in formal volunteering and b) Participation in informal volunteering

The Taking Part Survey, Audit of Political Engagement and British Social Attitudes ask general questions on volunteering but these do not differentiate between formal and informal volunteering and do not include the same definition.

While limitations of the other data sources are outlined above, it is worth mentioning the Taking Part Survey in more detail:

- The Taking Part Survey, carried out by DCMS, is also National Statistics. It had a good sample size of 14,000 people in 2008/09.

It doesn't appear to have separate questions on formal and informal volunteering at present but there may be potential for these questions to be streamlined within government (ie only collected on one of the surveys).

4. Proportion of people who feel they belong strongly to their neighbourhood and to Britain

At present we are unaware of any alternative data sources on this.

Home Office Analysts

“Thank you for drawing our attention to this consultation. I sent you an e-mail last week apologising for missing the deadline and promising to do so as soon as possible, snow permitting.

I am now in a position to send a reply from [REDACTED] (Head of Profession for Social Research) and myself Head of Profession for Statistics on behalf of the analysts in the Home Office.

The Citizenship survey has a unique value to researchers in the Home Office who are focusing on counter-terrorism in general and the Prevent agenda in particular. These are issues which the Spending Review has shown are highly prioritised by the Coalition government; they are also areas where hard evidence is scant, and we believe the decision to cut one of a very few sources of high-quality data should be very carefully considered.

The Violent Extremism section of the survey was initiated in April 2009 and the first results of the survey of attitudes to violent extremism were published in September 2010. The data have already been used to inform the debate around the socio-demographic factors that are associated with rejection of violent extremism, including the role of religion. A key component of their utility has been the robustness and continuity of the results – other surveys are available, but only the Citizenship Survey uses rigorously tested questions, random probability sampling and large enough sample sizes to test our hypotheses rigorously, and only the Citizenship Survey is carried out on a regular basis allowing robust comparisons over time. In addition, the Citizenship Survey includes a wide range of other attitudinal questions and demographic measures, which have allowed analysts to carry out some most interesting analyses including the relation between various social attitudes (e.g. trust in the police, experiences of respect and discrimination, mixing with different faiths and rejection of violent extremism).

In addition, the Citizenship Survey is a very valuable resource to researchers in the Home Office focusing on the Big Society and the Equalities Agenda, areas where robust, reliable evidence is scarce. The Citizenship survey includes the topics of empowered communities (including volunteering, trust and civic engagement), community cohesion, and prejudice and discrimination - all areas prioritised by the Coalition government. It is the only source of reliable trend data on such topics and its large probability sample means that analyses can be produced for the six equality strands (age, sex, race, religious affiliation, disability and sexual orientation).

The Citizenship survey also measures such as community cohesion, belonging, interaction with other people from different backgrounds, and satisfaction with the local area, which are also an important source of information in the context of the Government's well-being agenda.

In summary, the Citizenship Survey provides a rare source of robust data which is measured over time in an important policy area where a large number of important questions remain unanswered. The Big Society, Well-being and Equalities agendas will also be less well served if the survey is lost.”

I understand that my formal reply – which I have included within the quotation marks - may be published.

Many thanks for this

Xxxxxx

Chief Statistician & Head of Profession for Statistics

House of Commons Library

Janet Dougharty
Head of Profession
Department for Communities and Local Government
Room 5/H5, Eland House
Bressenden Place
London SW1E 5DU

Our ref: 11.10

25 November 2010

Dear Janet

I am writing in relation to DCLG's proposals to cancel the Citizenship Survey.

How we use the statistics

The House of Commons Library uses the Citizenship Survey to answer enquiries from MPs and their staff. Enquiries have been on topics including the number of people volunteering, civic participation and community cohesion. The Citizenship Survey statistics also feature in a Library Standard Note for use by MPs on voluntary sector statistics.

Future needs

As you will know, one of the current Government's key initiatives is the Big Society programme. The Prime Minister has described this as having three strands – social action (including volunteering), public service reform and community empowerment. The Citizenship Survey provides an important way of assessing progress against the first and last of these strands; stopping it is likely to make it more difficult for Parliament to assess the success of the Big Society programme using credible official statistics.

Options to reduce costs

I do, of course, recognise the pressure to reduce costs. From a user perspective it would be helpful if the whole set of social surveys collecting official statistics were considered together. In that way it may be possible better to optimise sample structures and sizes and reduce the overall number of questions and, perhaps, the frequency of asking them. To do so would require cost reduction in official statistics to be considered across departments rather than by each individual department. Such an approach could, however, preserve the value given by the survey and save public money.

I hope that these comments are helpful. My colleague [REDACTED] would be very happy to discuss if that would be useful to you – her telephone number is

[REDACTED]

Yours sincerely

[REDACTED]

Librarian and Director General,
Information Services

London Borough of Camden

Dear Sir or Madam.

I have never even heard of this survey. It would be cheaper to employ a private company presumably and the sample seems small. I think it should be cancelled.

Regards

XXXX

Adult Social Care
Housing and Adult Social Care
London Borough of Camden

London Civic Forum

Subject: Response: The Future of the Citizenship Survey - London Civic Forum

Thank you for the opportunity to comment on the Future of the Citizenship Survey – please find our comments below – we would be pleased to provide further information on request.

Question 1: What are your current uses of the Citizenship Survey?

How do you use the Citizenship Survey data? Please provide information on:

a. the topic areas you find most useful.

- Civic Engagement
- Volunteering
- Community cohesion
- Racial and religious prejudice and discrimination
- Political efficacy
- Values & identity
- Interaction / mixing

We use information on these topics, and particularly on civic engagement and community cohesion, to inform our work on community empowerment in London. For example, we use data in the survey to target specific demographic groups that have lower perceptions of engagement and cohesion for targeted interventions.

b. the analysis you need to undertake.

We generally do not conduct our own detailed analysis of the data in the survey, as the headline figures provided by survey reports give us much of the information we need. As a small charity we also lack the resources and expertise to undertake statistical analysis work ourselves.

It is helpful if we can split the data according to region to identify London responses.

c. the purpose for which you currently use Citizenship Survey data.

We use the survey to keep track of attitudes and trends primarily in relation to whether people feel they can influence the decision-making, and other areas.

We use the data as evidence to support our work in the area of civil participation, community engagement and empowering individuals to participate more fully in society, and also to focus the areas of work we are prioritising in coming years.

d. the current frequency of the Survey and your need for time series.

We are happy with annual or biennial data. Time series data is important so we can see how perceptions are changing among our target groups.

e. what geographic level analysis you require.

Regional level analysis is valuable as our remit is within London.

We have previously collected borough-specific data from the Place Survey, but if this is also abolished we will struggle to access the comparative data on perceptions across London that we need to target our work.

f. which sample boosts you utilise and require (if any).

Because of the diversity of the London population, the ethnic minority and Muslim sample groups are helpful to us. Without these boosts, the value of the data for London organisations would be seriously diminished.

g. which outputs you find most useful, and why.

-

h. what level of precision you require for these estimates.

-

Question 2: What are the implications of stopping the Citizenship Survey?

a. What would be the impact to you if Citizenship Survey data are no longer available?

We would be unable to access reliable data which underpins our core work and activities. Big Society policies have made clear that civic participation and responsibility are key. A lack of information around these areas covered by the citizenship survey will mean implementation of the Big Society won't be evidence based.

We are also concerned that the absence of information on matters such as community cohesion and racial and religious prejudice and discrimination will lead to a lack of monitoring by public bodies and a lack of resources being directed to this work. The Citizenship Survey has been valuable in demonstrating the need for community engagement and cohesion – the only proxy indicators for these issues are around campaigning and voting behaviour, and these are both imperfect and difficult to use for political reasons.

Question 3: What are the alternatives to the Citizenship Survey?

a. What other sources of data on topics that the Survey covers do you, or could you, use instead?

We use the Place Survey alongside the Citizenship Survey to help inform our work in London. We will continue to work with local authorities to use their locally-created data, although this is less valuable for comparisons.

b. Would data of a less stringent quality (e.g. collected through quota sampling) be of good enough quality for your purposes?

Quota sampling would be acceptable as long as it covered the main demographic groups represented in London.

c. In the absence of the Citizenship Survey, how could the Department help with access to other sources of similar data?

- Build contacts with academic institutions collecting data on these topics.
- Facilitate information sharing by other statutory sector organisations, e.g. sharing other survey work such as the 'Tell Us' survey.
- By ensuring data on citizenship, if gathered from a variety of sources, is collated in a meaningful way and accessible way.

- Looking into how data can be made useful for local people, as well as organisations and public services, e.g. headline information published along-side full data.

Question 4: What are your views on questionnaire content?

a. Which questions currently included in the 2010-11 Citizenship Survey are essential for your needs? See:

www.communities.gov.uk/publications/corporate/statistics/citizenshipsurvey201011questions

We will be happy to provide a detailed response to this question if the Department decides to continue to use the survey.

Question 5: Do you have any other comments?

a. Do you have any further comments on plans for the future of the Citizenship Survey?

London Civic Forum was established in September 2000 and has a cross sector membership of over 1,300 cross sector organisations and individuals. We aim to increase and improve civic participation in London. We are founded on the principle that civil society, including individuals as well as community and voluntary groups, should be able to define their own local concerns and solutions, and to work together with local and London-wide government to improve the quality of life of all.

Kind regards

XXXXXXXXXX

London Empowerment Partnership Manager

Widening the conversation

E: XXXXXXXX

T: XXXXXXXX

www.londoncivicforum.org.uk

Response to Consultation on the Future of the Citizenship Survey

This is a set of comments on the proposed cancellation of the future Citizenship Survey. The response is in the order of the questions posed in the consultation document.

1. Current Uses of the Citizenship Survey

I have used the Citizenship Survey in a couple of my academic papers - 'Theory of Values' (<http://cep.lse.ac.uk/pubs/download/dp0943.pdf>) and 'One Nation Under a Groove?: Identity and Multiculturalism in Britain' (<http://cep.lse.ac.uk/pubs/download/dp0944.pdf>) – and I was hoping to be able to continue my researches using it in the future.

It may be useful to give some background to how I came to use the Citizenship Survey in my research. By training I am a labour markets economist who has done some research on the economic impact of immigration. The conclusion of that research was that the economic impact of immigration is probably small but I then realized that conclusion failed to explain why immigration and cultural diversity trouble so many people and that these concerns are much more related to the way in which immigration is thought to alter communities. In an area where public opinion seems so often to be ill-informed on matters of fact (e.g. the proportion of British Muslims who think of themselves as British) the Citizenship Survey seemed to me to offer a unique opportunity to investigate issues surrounding the identity and values of immigrants and ethnic minorities using data in which confidence could be placed.

In my research I have performed statistical analysis of the correlates of value and identity variables with a range of other variables – demographics, religion, ethnicity, perceived discrimination, economic situation etc. I have not used the sections on volunteering or political involvement but that is not because I think them uninteresting.

I do not think it realistic to believe that the Citizenship Survey can have the necessary sample size to provide reliably either high-frequency time series information or information disaggregated by geographical areas e.g. local authorities. If the survey is to continue, the frequency of its collection should be based on cost effectiveness e.g. is it cheaper to collect on a rolling continuous time basis or in occasional large chunks? And it is important that the data is geo-coded so that the precise geographical location of respondents is known so that one can compare responses in different types of areas (e.g. mixed or segregated wards). One should think of the Citizenship Survey as providing a cumulating body of evidence on variables that probably change only slowly so that the necessary precision for many questions should be based on the idea of combining several years' responses.

In terms of sample boosts, the ethnic minority boost is critical. From my researches the Muslim group do not stand out particularly so that may not be so necessary. A clear omitted group is white immigrants e.g. Eastern Europeans.

2. The Implications of stopping the Citizenship Survey

I think there would be a loss from cancelling the Citizenship Survey. It has increasingly been recognized that quality of life is not determined solely or even primarily by economic or monetary considerations. Indeed, this weekend saw the announcement that life satisfaction measures are to be more widely used in official statistics. This information is being collected because it has been realized that the quality of human interactions within relationships and communities are

very important to people's sense of well-being. And the Citizenship Survey is far and away the best source of information on the quality of communities.

It is also a very valuable source of information on the values people have. When the Prime Minister talks about the 'Big Society' he is expressing the view that people should be more pro-social in their behaviour and the Citizenship Survey is the best source of information on the extent and limits to people's pro-sociality (see my paper 'Theory of Values').

So, the implications of stopping the Citizenship Survey would be to remove a large part of the quantitative basis to these ideas that have been regarded, rightly in my view, as increasingly important in recent years and figure prominently in the ideas and thinking of the current government.

3. The Alternatives to the Citizenship Survey

There are a number of other possible sources of information on the topics covered by the Survey:

a. British Social Attitudes Survey

This asks some related questions (and could ask more) but is a modestly-sized sample with no minority booster samples so would not allow anyone to say anything about whether minorities are different or similar to the white British population.

b. Understanding Society

This (the successor to the British Household Panel Study, the BHPS) is the UK's main longitudinal survey. Unlike BHPS, Understanding Society does have an ethnic minority boost sample so will be usable for research into ethnic minorities and immigrants. It does not currently contain many of the questions asked in the Citizenship Survey but that could be changed. But its longitudinal nature, while its strength in many regards, will mean that (as I believe is likely) many values and identities are personal traits that change little over time then the sample size of Understanding Society will not be huge.

c. Labour Force Survey

The LFS obtains enough minorities for analysis by sheer force of numbers. Since 2001 the LFS has asked a national identity question but I doubt if it is feasible to add many more questions to it.

d. Opinion Polls

It is also important to recognize that there have been quite a large number of public opinion polls on the topics covered by the Citizenship Survey. These range from international comparisons run by highly respected organizations like Pew to an opinion poll especially commissioned for TV programmes where there is perhaps an interest in sensationalist conclusions. I have made some – totally unsuccessful – attempts to find out how such polls obtain, for example, a sample of 1000 British Muslims and I am concerned that the undoubted cost of doing this well (that probably contributes substantially to the costs of running the Citizenship Survey) means these polls are not hugely reliable. So, in the vacuum left by a cancellation of the Citizenship Survey, these unreliable polls are likely to have more influence in an area where there is already a problem

between public opinion and reality in a number of areas (e.g. the population consistently greatly over-estimates the proportions of immigrants in the UK).

4. Questionnaire Content

I think there are two main areas where the survey could be improved. First, I think there are too many questions about economic things like job search etc – I think one only needs basic questions on employment and earnings.

But I also think there is a serious omission. Because I see a main purpose of the Citizenship Survey as to inform us about the quality of communities because we think that this is important for well-being, I think there should be a life satisfaction question asked. And I think there should be some health questions, especially mental health questions.


5. Other Comments and Conclusion

I think it would be a real pity if this survey were to be totally discontinued. I think its purpose should be re-evaluated e.g. it is not realistic to think it can provide useful information to local authorities. But it is far and away the best (and sometime the only) reliable source of information on the quality of communities and citizenship that many, including the present government, have come to realize is incredibly important for well-being.

And because areas of immigration and community relations are areas in which the public does not always seem well-informed, it would be a real loss if the main sources of information on these topics were to become opinion polls of dubious provenance. That is a real danger to community relations in the UK.

I do accept that one has to bear cost considerations in mind. I think that conducting the survey on a more occasional basis or reducing the sample size on a continuous basis, and trimming the questionnaire, may be necessary in the current climate. But I think it would be a serious mistake to cancel it completely.

I am happy to answer any further questions you may have.

 Professor of Economics, London School of Economics

London School of Economics 2

Response to consultation on the future of the Citizenship Survey XXXX (CASE, LSE)

I am writing in response to the consultation on the future of the Citizenship Survey.

The Programme of Research on Equality, Capability and Human Rights (PRECHR) at the Centre for Analysis of Social Exclusion, London School of Economics has a number of ongoing and planned future research uses of data from the Citizenship Survey.

Some of these uses arise in the context of joint work with the Equality and Human Rights Commission (EHRC) to develop a framework for monitoring equality and human rights in England, Scotland and Wales. The Equality Measurement Framework (EMF) has been developed through a consultative process over a number of years in order to discharge the EHRC's specific duties to report triennially to Parliament on progress and to evaluate social outcomes using indicators under the Equality Act 2006. It provides a comprehensive basis for monitoring the equality and human rights position of individuals and groups using indicators across 10 domains (life; physical security; legal security; standard of living; health; education and learning; productive and valued activities; individual, family and social life; identity and self-respect; participation, influence and voice) and a key aim is to systematically disaggregate indicators by a series of characteristics (including gender, age, ethnicity, religion and belief, disability, sexual orientation and social class).

A set of indicators that is being used with the EMF has been identified through an extensive consultative process and a number of these indicators are based on data from the Citizenship Survey. These have been selected both on the grounds of substantive relevance (e.g. in relation to participation and volunteering, to treatment with dignity and respect, including in the public services context, and in relation to perceptions of labour market discrimination) and because of the Citizenship Survey demographics module and ethnic boost. A full list of EMF indicators that are reliant on the Citizenship Survey is provided Alkire, S., Bastagli, F., Burchardt, T., Clark, D., Holder, H., Ibrahim, S., Munoz, M., Terazzas, P., Tsang, T., and Vizard, P. (2009) *Developing the Equality Measurement Framework: Selecting the Indicators*, Equality and Human Rights Commission, Manchester (also available from <http://www.equalityhumanrights.com>).

The EMF is particularly reliant on the Citizenship Modules on influencing political decisions/volunteering and empowerment; on race and religion (covering perceptions of treatment by public services) and on respect (covering general treatment with respect and treatment with respect when using health and transport services). Since systematic disaggregation is a critical aim of the EMF, the demographic module and the ethnic boost are also critical for this work. We would particularly like to highlight as part of this consultation that the combination of the Citizenship Survey demographics module and the ethnic boost supports systematic disaggregation of data by a number of the "characteristics" highlighted in Equality Law (including gender, age, ethnicity, religion and belief, disability, sexual orientation) alongside social class, as well as combinations of such characteristics.

In related work, an indicator set for the EMF for children and young people (the 'Children's Measurement Framework') is also in the process of being finalized. The planned extension of the Citizenship Survey to cover children and young

people was a particularly exciting prospect in the light of this project, meeting the need for data on the equality and human rights position of children and young people, and the research team had identified several potential indicators for children and young people drawing on this anticipated future data source. We regard the anticipated survey questions on the experiences of children and young people on experiences of unfair treatment because of race, ethnicity, skin colour, religion, and income poverty, as well as experiences of fair treatment when accessing (a) the emergency services, (b) health services, (c) mental health services as being particularly critical for monitoring the equality and human rights position of children and young people. These have been included as a basis for planned indicators within the Children's Measurement Framework. Our research programme at CASE has also included recent work on public attitudes towards rights using the Citizenship Survey Rights and Responsibilities Module (see *What do the public think about economic and social rights? Research Report to Inform the Debate about a Bill of Rights and a Written Constitution*, available at

<http://sticerd.lse.ac.uk/case/new/publications/author.asp?author=vizard>). The Citizenship Rights and Responsibilities Module is able to support systematic disaggregation by variables such as ethnicity, religion and belief, area deprivation, highest educational qualification and social class, unlike other data on public attitudes towards rights / human rights that is available. A forthcoming research report on human rights indicators being completed at CASE on behalf of the EHRC is likely to recommend that this data is used for regular national human rights monitoring and reporting exercises. The continuation of the Citizenship Rights and Responsibilities Module is critical for these purposes, along with the demographics module and the ethnic boost.

Finally, we are also currently planning future work-streams within CASE that are directly reliant on the Citizenship Survey. These focus on evaluating outcomes over the period to 2014 and will draw heavily on Citizenship Survey Data. One workstream will draw on Citizenship Survey data on perceptions of discrimination and treatment by public services (including the police and criminal justice system, health and education services). Another will cover participation, volunteering and influence over the forthcoming period - which is a particularly relevant concern not only for equality and human rights monitoring purposes, but also for evaluating the outcomes of current Government policies on the "Big Society". The continuation of the Citizenship Race module and Respect module, and the modules on Influencing political decisions, volunteering and empowerment are a critical basis for this work. Disaggregation is again critical for this project, so again we would highlight the importance of the demographics module, including area deprivation measures and small-area identifies, and the Citizenship Survey ethnic boost as critical to our research needs.

In summary, we have a number of ongoing and planned uses for the Citizenship Survey. The Citizenship Survey is particularly important for our research programme both because of the nature and scope of the questions that are fielded and because the demographics module combined with the ethnic boost provide opportunities for systematic disaggregation that are of critical importance for equality and human rights monitoring. It is not clear to us that alternative data sources could substitute for our uses of the Citizenship Survey and it would be fair to say that a decision to cancel the Citizenship Survey would have a major impact on ongoing and future workstreams.

I very much hope, therefore, that an overriding need for this data, particularly in the context of equality and human rights monitoring, will be established through this consultation and that the apparent decision to cancel the Citizenship Survey will be reversed.

Best wishes,

Xxxxxx

CASE

London School of Economics

Luton (private individual)

Hello

These comments are personal and do not represent the views of my employers

In terms of questions 2 and 3 – implications of stopping survey, alternatives to the survey

As regards volunteering, the Office of Civil Society is running a survey on the views of certain civil organisations to the current situation.

There are also questions on volunteering in the DCMS Taking Part Survey, and these seem a lot more similar to the citizenship survey questions.

I do not see the citizenship survey as essential as it cannot provide data at a local level.

This also applies to the questions on volunteering.

If the citizenship survey is retained there needs to be some rationalisation around how we measure volunteering and by what method.

XXXXXXXXXX

Policy & Performance Manager

Manchester University 1

Question 1: What are your current uses of the Citizenship Survey?

How do you use the Citizenship Survey data? Please provide information on:

- a. the topic areas you find most useful.

Racism, ethnicity, social cohesion, health

- b. the analysis you need to undertake.

Multilevel regression models

- c. the purpose for which you currently use Citizenship Survey data.

I currently analyse the Citizenship Survey to understand the mechanism linking the composition and context of an individual's area of residence, to their health, wellbeing, experienced racism, social cohesion, and feelings of belonging to Great Britain, and to their local area.

- d. the current frequency of the Survey and your need for time series.

To date I have used the 2005 and 2007 CS, and will use any upcoming datasets. Time series would be useful, but given their cost, not needed.

- e. what geographic level analysis you require.

I have obtained geocoded CS data at the MSOA level, although lower levels of geography would be preferred.

- f. which sample boosts you utilise and require (if any).

Ethnic minority boost

- g. which outputs you find most useful, and why.

Don't really use outputs

- h. what level of precision you require for these estimates.

Question 2: What are the implications of stopping the Citizenship Survey?

- a. What would be the impact to you if Citizenship Survey data are no longer available?

The CS provides an invaluable source of information on the prevalence of racism, neighbourhood problems, and social capital in the UK. Its ethnic

minority boost means that the impact of these variables on the current milieu of ethnic minority populations can be ascertained with confidence, and trends can be observed throughout the different datasets.

Stopping the CS would be a terrible loss to the academic community, who greatly depend on the CS to conduct their studies, but it would be even worse for policy and society at large, who rely on its surveillance to understand the social dynamics of the UK society.

Question 3: What are the alternatives to the Citizenship Survey?

- a. What other sources of data on topics that the Survey covers do you, or could you, use instead?

Unfortunately there is no other survey that contains the equivalent measures to those found in the Citizenship Survey.

- b. Would data of a less stringent quality (e.g. collected through quota sampling) be of good enough quality for your purposes?

These data would not be good enough, as generalisation would be an issue.

- c. In the absence of the Citizenship Survey, how could the Department help with access to other sources of similar data?

I am unaware of how this could happen.

Question 4: What are your views on questionnaire content?

- a. Which questions currently included in the 2010-11 Citizenship Survey are essential for your needs? See:
www.communities.gov.uk/publications/corporate/statistics/citizenshipsurvey201011questions

Sex, Agelf, MarS, Ethnic, HcobA, Cameyr, SRace, SBeNeigh, SBeLoc, SBeGB, SLive, Spull, SSafe, STrust, Slocsat, STogeth, SEthArea, SRespec, FTlocat, WRaceAt, WGenWor, WHrsmnt, SHrsmnt, ShrsmtA, SWhyhar, LocSat, CivAct1, CivFolA, CivFolB, CivAct2, RPrej1, RHowM, RWhoM, RHowL, RWhoL, ROrg, RDis01 – Rdis10, RDisJb1, RdisJb2, RDisPro, RWhyPrA, GHealth, Dill, DIII2,

Question 5: Do you have any other comments?

- a. Do you have any further comments on plans for the future of the Citizenship Survey?

Manchester University 2

To: CITIZENSHIP SURVEY
Subject: Please keep the CS

Dear Sir/Madam,

I am aware that there is a proposal to stop the 'Citizenship Survey'.

As a keen user of this survey, I would think that the proposed cut would be a very serious and devastating setback to the research community.

I have been using the survey for many years and have got quite a few papers and reports using this data as shown below. Apart from academic papers, my projects for the EHRC, NEP and DWP would not be possible without the data. I am currently conducting a project on Generosity funded by the Notre Dame University and John Templeton Foundation from the USA which is the only British piece (1 of the dozen funded projects most of which are based in US universities, from over 500 original applications) and I am using this data for this project. In the proposal, I said that I would continue to use the data for 2011 and 2012 and the proposal cut could render that part impossible. As a researcher, I would strongly suggest that this great survey be continued, which will provide an invaluable service to academic and policy research communities alike, and would give us a unique cutting edge in the international competition for best research.

Li, Y. (2010) 'Measuring social capital: formal and informal activism, its socio-demographic determinants and socio-political impacts?', in Martin Bulmer, Julie Gibbs and Laura Hyman (eds) *Social measurement through social surveys: an applied approach*, Ashgate Publishing, pp: 173-194.

Heath, A. and Li, Y. (2010) 'The feasibility of constructing a race equality index (2003-2009)?', Consultation Report for the Department of Work and Pensions, London: The DWP.

Fieldhouse, E., Widdop, P., Ling, R., Li, Y., Cutts, D. and Morales, L. (2010) *Civic Life in Britain*, report for the Equality and Human Rights Commission, London (being finalized, to complete in June). Pp1-148

Li, Y., Devine, F. and Heath, A. (2008) *Equality group inequalities in education, employment and earnings: A research review and analysis of trends over time*, London: The Equality and Human Rights Commission.

http://www.equalityhumanrights.com/uploaded_files/research/10_equality_group_inequalities_in_education_employment_and_earnings.pdf

Li, Y. and Marsh, D. (2008) 'New forms of political participation: Searching for Expert Citizens and Everyday Makers?', *British Journal of Political Sciences*, 38(2): 247-272.

Heath, A. and Y. Li. (2007) 'Measuring the size of the employer contribution to the ethnic minority employment gap?', consultation paper for NEP.

<http://www.ccsr.ac.uk/staff/yaojun/nep.pdf>

Best wishes

Yours sincerely

XXXXX

Professor of Sociology

Institute for Social Change
School of Social Sciences
Manchester University
Manchester M13 9PL, UK

Manchester University 3

Citizenship Surveys Report The Economic and Social Data Service (ESDS Government) - November 2010

This report considers the use of the Citizenship Surveys which are accessed from and supported by the Economic and Social Data Service: www.esds.ac.uk

1. Some statistics on the use of the Citizenship Surveys

The Citizenship Surveys were used a total of 869 times in the last 12 months (1st November 2009 to 30th October 2010) of which 459 were downloads of the dataset and 410 were in Nesstar.

Table 1: Number of Citizenship Survey datasets supplied by the Economic and Social Data Service at the UK Data Archive from 1st November 2009 to 30th October 2010

	Downloads	Nesstar activity	Total
Citizenship Surveys	459	410	869

2. How are the Citizenship Surveys used?

The projects listed in Table 2 below exemplify some of the uses of the Citizenship Surveys in the period from 1st November 2009 to 30th October 2010. These are a handful of examples for your information but there are many more users. The surveys are used by a range of academics as well as policymakers.

Table 2: Examples of research uses of the Citizenship Surveys in 2009-2010

Research theme	Researcher	Institution
Black Africans in Britain: Integration or segregation?	Dr Lavinia Mitton	University of Kent
Health and wellbeing	Dr Bernard Van den Berg	University of York
Minority integration in Britain	Dr Rahsaan Maxwell	University of Massachusetts
Volunteering in the UK	Dr Andrew McCulloch	University of Southampton
Ethnic group population dynamics and integration	Dr Nissa Finney	University of Manchester
Policy decisions supporting people with long-term conditions	Roger Halliday	Department of Health
The role of social capital	Anja Scheiwe	University College

on early-mid childhood health and development		London
Diversity, residential segregation, social capital and economic integration	Dr Cristina Cattaneo	University of Milan

3. Recent publications based on the Citizenship Surveys

The Citizenship Surveys are regularly used as a data source in publications that appear in high quality peer-reviewed journals often with international audiences. A selection of recent publications that are based on data from these surveys is given below:

Fieldhouse, E., Cutts, D. (2010) Does Diversity Damage Social Capital? A Comparative Study of Neighbourhood Diversity and Social Capital in the U.S. and Britain. *Canadian Journal of Political Science*. 43: 289-318.

Maxwell, R. (2010) Trust in Government Among British Muslims: The Importance of Migration Status. *Political Behaviour* 32(1):89–109

Stafford, M., Bécares, L., Nazroo, J. (2009) Objective and Perceived Ethnic Density and Health: Findings from a United Kingdom General Population Survey, *American Journal of Epidemiology*, 170(4): 484-493

Bécares, L., Stafford, M., Nazroo, J. (2009) Fear of racism, employment and expected organizational racism: their association with health. *European Journal of Public Health*. 19 (5): 504-510.

Saxton J., Baker, J. (2009) *How government definitions over-estimate levels of volunteering*. A briefing by nfpSynergy.
http://nfpsynergy.co.uk/includes/documents/cm_docs/2009/v/volunteeringdefinitions.pdf. Last accessed 25 November 2010.

Heath, A., Roberts, J. (2008) British Identity, Its Sources and Possible Implications for Civic Attitudes and Behaviour. *Department of Justice*.

Citizenship Survey
c/o Phillippa Robinson
Communities Analysis Division
Department for Communities and Local Government
7/E8, Eland House
Bressenden Place
London SW1E 5DU

24th November 2010

Tel: xxxxxxxxxxxx
Email: xxxxxxxxxxxx

Dear Sirs,

Future of the Citizenship Survey

I am writing in response to your invitation for feedback from users to inform plans for the future of the Citizenship Survey.

Our views are based on our experience as a national charitable infrastructure organisation. The Mentoring and Befriending Foundation (MBF) works to support, develop and grow mentoring and befriending programmes throughout England. MBF do this by providing a source of expert guidance, inspiring excellence and creating a force for change. MBF's vision is of a society where mentoring and befriending can empower all people to reach their full potential. Our mission is to support the expansion of quality mentoring and befriending provision across all sectors.

We currently reach approx 3,000 projects in the voluntary, education and statutory sectors. These projects work with a variety of needs groups including refugees and asylum seekers; people with physical and learning difficulties; people with mental health issues; older people who are isolated or care leavers.

As a current strategic partner of the Office for Civil Society, MBF also works to influence policy on mentoring and befriending across government.

Our answers to the questions posed in your invitation are as follows:-

Question 1: What are your current uses of the Citizenship Survey?

MBF finds the data relating to volunteering patterns of very great importance. As far as we are aware, the survey is unique in its specification of involvement in befriending and mentoring people.

The capacity of the survey to relate this information to other demographic information and give a breakdown of who is involved with this support is invaluable to an organization such as ours, in order to raise the profile of mentoring and befriending as an important volunteering contribution, respond to the needs and gaps in coverage of volunteering activity in this area and make the case for our strategic fit as an infrastructure organization.

It allows us to have more confidence in planning the services we provide for mentoring and befriending projects and ensure that befriending and mentoring groups themselves know they are part of a significant volunteering sector in the UK.

MBF were particularly pleased to use the relevant data in the Volunteering and Charitable Giving Topic Report published in April 2010 on our website. The page can be seen on <http://www.mandbf.org.uk/news/newsinfo/article/5822/40/> From this page you will be able to see the breakdowns that were of particular interest to us. These statistics were also disseminated to the mentoring and befriending sector and other contacts via our information e-bulletin – approx 10,000 contacts.

We have been able to use this as a foundation for a major campaign we have co-ordinated as a part of the European Year to combat poverty and social exclusion. Supporting Life's Journeys is a UK wide movement which has brought together thousands of people who support mentoring and befriending across the UK. It will enable projects, volunteers and those who access and commission these services to unite and highlight why mentoring and befriending matters and needs investment. Without the statistics provided by the last Citizenship Survey the concept of mentoring and befriending as a significant sector of volunteering energy within this country would have been much more difficult to evidence and attract the support we received from the Department of Work and Pension EY2010 fund.

We believe the optimum frequency of the survey should be triennial and would welcome a breakdown by the present government regions. Breakdowns between urban and rural settings would be useful too.

Question 2: What are the implications of stopping the Citizenship Survey?

Without this data MBF would have no other access to such country wide information. No other survey identifies mentoring and befriending as a countable volunteering option. MBF are not in a position to count this information and in any case the independence of this information is crucial in our ability to use it as we do.

Question 3: What are the alternatives to the Citizenship Survey?

MBF values the data currently collected because the sample is large enough to make the basis of using percentages large enough to model our understanding of the situation when scaled up – and a smaller quota simply wouldn't show the detail we require with any credibility. It would be helpful to know what alternative plans the Department would have both on surveying the engagement the public has with their communities and takes account of volunteering activity.

We'd also like to know whether there are plans to amalgamate some of the questions, especially relating to volunteering activity, community engagement, and resilience currently under discussion by the Office of National Statistics. This would seem to link to the current government's concern to measure the impact of social capital, well-being and active citizenship.

Question 4: What are your views on questionnaire content?

It is appropriate only for MBF to comment with any authority on the sections relating to volunteering activity, community engagement and voice and influence. Having looked at the sections, we believe it would be useful to review the language and breadth of activity covered to ensure other aspects of community involvement, neighbourliness and sense of place are captured to include, for instance new forms of voluntary organisation such as social enterprise and co-operatives, community groups who wish to take over responsibility for community assets etc. and some of the other activities that citizens undertake and which the Big Society agenda seeks to embrace and support.

Question 5: Do you have any other comments?

As a national infrastructure organization the role of civil service departments to survey and provide access to credible and independent data is extremely important, and we don't believe that a private source could deliver such neutral but essential material.

I hope this feedback is of help to you

Yours faithfully,

XXXXXXXXXXXXXXXXXXXX

Head of Policy, Information and Research

Ministry of Justice

Question 1: What are your current uses of the Citizenship Survey? How do you use the Citizenship Survey data?

MoJ has used the information from the survey to:

- Inform the development of policies and communications in relation to improving public confidence in the fairness of the CJS. In particular questions included in the survey on perceptions of fair treatment (would people be treated less fairly than people from other races by a range of public sector organisations inc CJS) have been used.
- To define the scope of a programme to promote volunteering in relation to crime and the CJS including evidence from the survey on levels of formal and informal volunteering, its diversity or otherwise, what prompts people to volunteer, and what the barriers are to volunteering.
- To support the development of segmentation models for the MoJ which are intended to help MoJ understand how different customer groups think and behave. The survey questions from the following sections were used for the segmentation work: Your Community; Influencing Political Decisions and Local Affairs; Volunteering; Objective empowerment; and Rights and responsibilities

MoJ had also been considering how to make better use of the survey to meet new and emerging evidence needs in relation to the following areas, both in terms of using data already collected and in considering potential areas of questioning going forward:

- To support Big Society agenda, in particular on volunteering, civil engagement and participation in relation to crime and justice issues and in activities that might help divert people from the justice system.
- To explore the relationship between fear of crime on the basis of ethnicity, skin colour or religion, perceptions of racial/religious harassment in the local area and trust/perceptions of discrimination in the CJS.

In general, MoJ's requirements could be met through national level data on an annual basis, perhaps less frequently for some topics. Some headline monitoring information would be useful but the interest is on having more detailed and less frequent information to help understand the attitudes, perceptions and behaviours of the public in relation to the above issues.

The ability to analyse data by key socio demographic groups is important. e.g. in order to understand which groups are most likely to engage in activities to support big society and the ethnic and Muslim sample boosts are useful in relation to racial and religious harassment and perceptions of the CJS.

Question 2: What are the implications of stopping the Citizenship Survey? What would be the impact to you if Citizenship Survey data are no longer available?

If the Citizenship survey is no longer available, this would have an important impact on our evidence base, as it removes an important source of information in relation to perceptions of CJS agencies, perceptions of racial

and religious harassment and volunteering/engagement. Alternative sources would have to be identified which may not be able to deliver the same level of information. There may be a gap in data provision while new sources are identified and a likely discontinuity in measures (even if the same questions could be included in another survey it is likely that there will be context effects).

MoJ is currently reviewing its use of the British Crime Survey. The BCS would be unable to accommodate all of the relevant questions that are currently included in the Citizenship Survey. In particular questions around volunteering, engagement with the justice system and wider issues around measuring 'big society' would be difficult to accommodate in the BCS.

The Citizenship Survey, given its focus on a number of issues relevant to the Big Society agenda, provides an existing vehicle for developing a set of questions that could be used to support development and delivery of the Big Society agenda across Departments.

Question 3: What are the alternatives to the Citizenship Survey?

Currently we are not aware of other sources of nationally representative data that provide the same level of coverage on many of the topics highlighted above, although there are some sources that do provide some relevant information. MoJ will be actively seeking to use alternative sources, such as British Crime Survey, where possible but as highlighted above this is likely to only provide a partial solution.

The annual 'Taking Part' survey run by DCMS covers some questions on volunteering, but coverage does not appear to be as extensive as in the Citizenship Survey.

Given the likely limitations of other surveys in accommodating all evidence needs currently met via the Citizenship Survey, we would support further consideration being given to ways of re-designing the Citizenship Survey to deliver better value for money. There may be scope to collect data through alternative survey approaches that would deliver cost savings, for example by using alternative sampling designs or survey modes, although consideration would need to be given to the impacts upon quality and continuity of the data. Similarly less frequent surveys; and rotating 'topics' into and out of the survey such that each is dealt with in more depth, rather than simply being used as a regular means of monitoring high level data, could be considered.

If the Citizenship Survey is discontinued it would be helpful if the CLG could provide information about different sources of data that they are aware of on the topics currently covered by the survey,

Question 4: What are your views on questionnaire content?

The questions most essential for our evidence needs are those related to volunteering and Big Society issues of social action, empowerment and public reform, as these are not sufficiently covered in any other survey. The key questionnaire topics for MoJ are as follows:

- Influencing Political Decisions and Local Agencies
- Volunteering,
- Objective Empowerment
- Public trust in various CJ agencies/perceptions of fairness

Question 5: Do you have any other comments?

The Citizenship survey has provided important information about people's views and attitudes to a range of topics of relevance to MoJ. It is also the most appropriate and relevant current source of data on issues related to Big Society overall; social action; empowerment and public reform. We would therefore support retaining the survey, although considering the economic climate we would also support changes to the survey to deliver cost savings and to ensure it delivers VFM.

A further consideration is to what extent CLG will be providing analytical support to local delivery partners in enabling them to make evidence based decisions in the absence of the Citizenship Survey or if the sample is reduced, limiting the level of geographical analysis possible. For example, information on volunteering and engagement at local level could potentially assist local areas to understand local barriers to volunteering, and therefore provide information about how they can seek to overcome them locally.

Citizenship Survey Consultation

Response from the National Centre for Social Research (29th Nov 2010)

Thank you for giving us this opportunity to comment on the Department's plans for the Citizenship Survey. This document reflects the views of a range of staff at NatCen, including the former Citizenship Survey research team, statisticians, survey methodologists and question design and testing specialists.

As former survey contractors, rather than users, we have focused our response on question 3 of the consultation. We hope that this information is helpful to the Department, and would be happy to discuss the content of this response further should this be useful.

Q3a. What other sources of data on topics that the Survey covers do you, or could you, use instead?

We know of no other data sources that provide the indicators included in the Citizenship Survey, particularly now that the Place Survey has been cancelled.

Q3b. Would data of less stringent quality (eg collected through quota sampling) be of good enough quality for your purposes?

We would advise careful consideration before commissioning a survey that uses quota sampling rather than a random probability sample. There are a number of reasons why random sampling, rather than quota sampling, is the standard approach for key government surveys, and we consider these to apply in particular to the Citizenship Survey. These include:

1. Moving to a quota sample would increase the risk of bias in the estimates that come from the survey. In quota samples those who are reluctant to take part are replaced by people who are more cooperative. By contrast, random samples necessitate interviewers making more effort to persuade reluctant respondents to take part. As levels of reluctance are likely to be related to variables that the survey seeks to measure (for example, social exclusion, volunteering), this increases the risk that the survey will overestimate or underestimate certain key estimates.
2. In particular, we note that the survey is a valuable source of information about the prevalence of particular behaviours or attributes (for example, volunteering, charity giving, community cohesion etc.). Quota sampling is not fit for purpose when measuring prevalence, and would undermine confidence in the survey estimates and findings. The current survey design allows confidence intervals to be measured around those prevalence estimates. This allows statistically significant differences

between groups to be analysed (eg White versus BME groups). None of this analysis would be legitimate with a quota sample.

3. Changing the sampling design this radically would mean that time series data are lost. We see this as undermining an important aspect of the survey as it would mean that it was no longer possible to examine change (or lack of change) over time - for example in civic trust and neighbourhood belonging.
4. Quota sampling is particularly problematic with hard to reach groups (for example, those from BME populations). These groups form an important element of the survey.

There are approaches which could be considered as an alternative to changing to a quota sample design, which we examine below.

Q3c. In the absence of the Citizenship Survey, how could the Department help with access to other sources of similar data?

There are a number of ways in which key data from the Citizenship Survey could be collected at a substantially reduced cost. These are outlined below.

Reduced interview length

We note that the current average interview length is just under an hour. Our first recommendation would be to reduce this radically, in order that only key indicators of importance to policy are included. Making the decision as to which questions are cut could be done on the basis of responses to question 4 of the current consultation, and by eliminating problematic existing questions (for example, by identifying those with high numbers of missing values and/or by using cognitive form appraisal to highlight problems with wording or structure).

Reducing the interview length to somewhere in the region of 15 minutes (around 60 questions) would open up a range of new options as to how the survey was administered. It could be carried out as a stand alone survey (although this would not be a particularly cost-effective approach were the interview length only 15 minutes). Cheaper still, would be to 'piggy-back' off an existing national, face to face, random probability survey. The survey content would need to fit with the rest of the topics covered in the interview but a number of surveys would be possible candidates – including any random probability Omnibus survey, the British Social Attitudes survey or the British Crime Survey.

This approach would be an extremely cost effective way of obtaining a general population sample. It would preserve key time series data and permit the accurate measurement of prevalence and analyses of statistical differences between groups. If boosting of particular groups were required (eg BME and/or Muslims) this could be done as part of the host survey (if the 'piggy-back' option were used) or as a separate exercise.

Changing the questionnaire format – core and rotating modules

One objection to cutting the interview length overall is that it would reduce the potential ability of analysts to examine the relationships between a large number of dependent and independent variables.

Were this a major concern, another option would be to consider identifying a set of core questions (which would be asked of everyone) as well as 'rotating modules' (which would be asked of a random sub-sample, assuming the sub-sample size would still be large enough to support the analyses required). This method is used to good effect on a number of studies, including the British Social Attitudes and European Social Surveys. An alternative would be to ask the core questions every year and modules on a rolling basis over a number of years, aggregating data to allow more detailed sub-group analysis.

Changing the survey mode

Depending on the final content of the questionnaire, telephone data collection methods could also be considered, using random digit dialling methods. This would reduce the data collection costs considerably. However, there are limitations to this approach. These include the fact that a significant number of households are 'mobile only' (currently about 15% of the population have no landline telephone) and would be excluded, the fact that telephone surveys attract lower response rates, and difficulties with asking about particularly sensitive issues (for example, attitudes towards extremism).

An alternative approach would be to use a sequential mixed mode design where all sample members are asked to complete the survey using one mode before moving on to use another mode for non-respondents. Such designs can be used to minimise costs without sacrificing response by using the cheapest data collection mode first, before proceeding to the use of increasingly more expensive data collection modes among the remaining non-respondents.

For the Citizenship Survey, one could consider sending a postal questionnaire to all sampled cases, with several reminders and possibly a small incentive to maximise response. Interviewers would then only be sent to those addresses that have not returned a postal questionnaire by a specified date. This sort of design could achieve a similar (if not higher) response rate than the current design because the final mode would be face-to-face. The extent to which cost savings are achieved would depend on the proportion of sampled cases that are completed using the cheaper mode.

This approach would have implications for the questionnaire content, which would need to be short and easy to navigate (and so, for example, would need to avoid complex routing). To minimise mode effects, questions that are susceptible to mode effects could be included in a self-completion instrument within the face-to-face interview, increasing comparability between the postal questionnaire and the face-to-face interview. One obvious complication that would need to be addressed is how to manage the completion of the postal questionnaire by a random adult in the household. This approach would also have implications for time series analysis of existing questions.

Reducing the sample size

Another option for cutting costs would be to reduce the sample size, although careful consideration would need to be given to the precision required around survey estimates (for example, for PSA measures) and/or change over time. Reducing the sample size would also have implications for the level of error and the extent of sub-group analysis that could be carried out.

Changing the sample design

Finally, the sample design could be modified. The current design involves interviewing one randomly selected individual per household. However, if more than one person was interviewed at each address, fewer addresses would need to be visited to maintain the same overall sample size.

This approach would reduce the survey costs, but does have its disadvantages. In particular, it would increase the standard errors for the survey estimates (because of homogeneity within the household). However, this would partly be compensated for by a reduction in the existing weighting required to take account of the under-representation of those from households with two or more adults.

National Church Institutions

Citizenship Survey Consultation response

National Church Institutions, Church of England

Contact: XXXXXX, NCI research and statistics, XXXXXX

Introduction

This consultation response is written in the light of wider concerns regarding data collection across government, in particular the potential cessation of the census after 2011 and the current review of Indices of Multiple deprivation. The Church of England is aware of the need for efficient and cost effective data collection, and supports any such review that might encourage improvement in use of government resources, but emphasises the wide and integral application of local data across the faith sector.

This response represents the views of the National Church Institutions (NCIs) of the Church of England. Views were compiled by the research and statistics team.

Question 1: current uses of the Citizenship Survey

- Enables understanding of religious affiliation and practice, providing relatively timely estimates
- Enables understanding of trends in ethnic diversity and religious practice
- Enables understanding of trends in volunteering, providing unique, valuable contextual information for the NCIs
- Informs NCIs in their role in facilitating cohesion and preventing religious prejudice and discrimination

Question 2: implications of stopping the Citizenship Survey

The implications of stopping the Citizenship Survey are exacerbated by potential other cessations in data collections, as outlined in the introduction to this submission. A timely source of data on religious affiliation and the impact of religious practice on communities is essential to the work of the NCIs and their wider interaction with the state.

Question 3: alternatives to the Citizenship Survey

Alternative sources of information provide some data found in the Citizenship Survey, however different sample groups limit data coverage:

- Integrated Household Survey
- Labour Force Survey
- Census
- Ad hoc volunteering/faitth surveys

Question 4: 2010-11 questionnaire content

The sections on religion and volunteering are of most interest to the Church of England; in particular exploration of the relationship between state and religion, religious affiliation and its active practice, and the impact of religion on life choices. In addition cross tabulation of religious practice with ethnicity data is of particular relevance and importance. Whilst we can collect information on these aspects for our own church-goers the Citizenship Survey provides a method of gaining a wider perspective, not only of those with Christian affiliations, but also setting this in the context of religion and other faiths in England.

Question 5: other Comments

This survey uniquely provides valuable, timely and rich information about society, and the interactions between religion, cohesion, and integration. Whilst other sources of information can be used to gain some insights in place of the Citizenship Survey, we feel that these will not give the same comprehensive overview. Perhaps a solution to this is building up existing surveys to make them more comprehensive (with consideration of resource and response rates implications) or adapting the current Citizenship Survey methodology to reduce resource commitments. As part of a research team we're keen not to lose contextual information that both complements and guides our own work.



**NCVO response to the
Department for
Communities and Local
Government consultation
on the future of the
Citizenship Survey**

November 2010

Contact: xxxxxxxxxxxxxxxx
Tel: xxxxxxxxxxxxxxxx
Email: xxxxxxxxxxxxxxxxxxxxxxxx

NCVO response to the Department for Communities and Local Government consultation on the future of the Citizenship Survey

NCVO is the largest general membership body for voluntary and community organisations in England. Established in 1919, NCVO represents over 8,400 organisations, from large 'household name' charities to small groups involved in all areas of voluntary and community action at a local level. NCVO champions voluntary action. Our vision is of a society in which people are inspired to make a positive difference within their communities. A vibrant voluntary and community sector deserves a strong voice and the best support. NCVO works to provide that voice and support.

NCVO is gravely concerned about the Department for Communities and Local Government's intention to cancel the Citizenship Survey. The survey has proven to be an invaluable and unique source of information for research, policy and practice on citizen engagement. No other source provides such regular and reliable data on such a wide range of topics, from informal volunteering to feelings of influence, which capture the multiple facets of citizen engagement. One of the main advantages of the Survey is that it provides a time series allowing for medium and long-term trends to be identified, highlighting where changes have taken place and where improvements still need to happen. Without the Citizenship Survey this would no longer be possible.

In the current context of the Big Society, we believe that Citizenship Survey is more than ever an essential tool for policy and practice, and can help Government assess impact. All institutions and organisations interested in broadening people's opportunities to engage in their communities, whether in Government or in the voluntary and community sector, need to be able to access a robust data set to inform their work. The Survey also represents a useful tool to help measure well-being which, we know, is something that the Government is keen to do.

To cut the costs of producing the Citizenship Survey a number of solutions could be envisaged including reduced frequency and scope. It may also be worth considering how the research community could take on some of the analysis and reporting; what it cannot do though is collect data on this scale.

If you would like further information or to discuss any of the points made in this response please contact [xxxxxxxxxxxxxxxxxx](#) on [xxxxxxxxxxxxxx](#) or email [xxxxxxxxxxxxxxxxxxxxxxxxxx](#).

Question 1: What are your current uses of the Citizenship Survey?

How do you use the Citizenship Survey data? Please provide information on:

a. the topic areas you find most useful

The topic areas we have found the most useful are the ones relating to empowered and active communities. We have found the data on volunteering, charitable giving and civic participation critical to a number of projects and initiatives at NCVO that explore the state of civil society and participation. The demographic breakdown of this data has been particularly important in understanding who participates and who doesn't, and in identifying where the gaps are. The outputs on community cohesion have equally been useful for our work on social capital and localism, looking at the role of local communities and people's connections to their local community. These topics areas are also of interest to our members, particularly but not exclusively to infrastructure bodies and volunteer-involving organisations.

b. the analysis you need to undertake

The main data analysis we have undertaken has focused on identifying trends in terms of the percentage of people involved over time in formal and informal volunteering, civic participation, consultation and activism and calculating an estimate of the numbers of people concerned. It is for us very important to continue to be able to see how these numbers change over time, and how different sections of society (e.g. by age, gender, ethnicity, religion, socioeconomic class) take part in different activities, to different degrees, over time. In the UK Civil Society Almanac, we also use the Citizenship Survey data to calculate the economic value of volunteering. This figure has been quoted in a wide variety of sources including government reports and the press.

Emerging agendas – in particular policies around the Big Society that stress citizen engagement, behaviour change and well-being – will inevitably require government and voluntary organisations to understand whether and how they are having an impact. The Citizenship Survey provides an invaluable evidence base to do this.

c. the purpose for which you currently use Citizenship Survey data

The Citizenship Survey has been use to inform and shape our policy and campaigns work on behalf of the voluntary and community sector, to highlight the impact of voluntary action and how it can be further encouraged. These questions are also of importance to government, particularly in the current context of the Big Society agenda.

We have used the Citizenship Survey data for a range of projects and publications at NCVO. It complements the data that we ourselves collect and

helps provide, government and others, a more comprehensive view of voluntary action in all its forms. Over the last year, these outputs have included the UK Civil Society Almanac 2010, the Pathways through Participation project, the Big Society Evidence Base and the forthcoming Participation Almanac. These various outputs are used by government, local authorities, the national and local media and the voluntary and community sector to inform policy- and decision-making.

d. the current frequency of the Survey and your need for time series

Having a consistent time series is crucial for our research and has allowed us to identify trends and make comparisons. Without a reliable and regular time series we would only be able to have a snapshot at a certain point in time, which would be far less powerful and instructive. A key element of the time series is ensuring that the questions and categories are comparable over time. With a time series we are able to explore the findings to see where progress has been made and importantly identify the areas where improvements still need to take place. This is also crucial for government policy.

We believe reducing the frequency of fieldwork may be one of the best options for CLG to find efficiencies. A yearly survey is our preference, however if this is not considered possible because of the current drive to reduce public spending, a biennial survey would be our second preferred option rather than stopping the survey altogether.

e. what geographic level analysis you require

For most of our outputs national figures have been sufficient, although for some of our outputs including those for the Pathways through Participation project we have used data from the Place Survey (which has been cancelled) at the local authority level. We also know that many of our members need a regional or a local breakdown. For them being able to compare a national average with a regional/local figure is very valuable.

f. which sample boosts you utilise and require (if any)

Research evidence from a range of sources shows that some people are still excluded from participation, including people from BME communities and people with disabilities. So a sample boost for both would be welcomed. The ethnic minority boost used in the current survey has considerably improved our understanding of the importance of informal volunteering for various ethnic groups.

g. which outputs you find most useful, and why

☐ Yearly reports for their succinctness and focus on key headline figures.

□ The Empowered Communities topic reports for the information they provide on people's feeling of empowerment, engagement in formal political and governance processes, people's perceptions of institutions and trust.

□ The Volunteering and Charitable Giving topic reports for the information they provide on two activities that are a core component of the voluntary and community sector. The level of detail here allows us to improve our understanding of the 'actors of participation', what motivates people from participating and what prevents them from doing so, and where they participate. This is key to our work.

□ The Community Cohesion topic reports for the information they provide on perceptions of community and local area, social networks and attitudes, bridging/meaningful interaction.

h. what level of precision you require for these estimates

If the survey was based on a smaller sample size, it would be difficult to carry out some of the analysis that we have done in the past. If we want the data to stay meaningful and reliable when broken down by geographical area or, for instance by age or gender, then the sample size should remain the same.

Question 2: What are the implications of stopping the Citizenship Survey?

a. What would be the impact to you if Citizenship Survey data are no longer available?

Engaged citizens are at the heart of civil society. Many voluntary and community organisations would simply not exist without their support so it is essential for NCVO to have access to the best evidence base available on the subject.

The Citizenship Survey has provided us with an invaluable quantitative dataset that is reliable and robust. It has informed and influenced our research and policy work on citizen engagement, social capital and local communities. We know of no other data source that could replace it.

The UK Civil Society Almanac, produced by NCVO, is considered the major reference source for information on the civil society and the voluntary and community sector. It is widely referenced and quoted by policy-makers (including in government), practitioners and academics. Without the Citizenship Survey, the chapter of the Almanac on volunteering would simply not exist. This would significantly reduce the comprehensive nature of the publication and undermine people's understanding of the sector.

Question 3: What are the alternatives to the Citizenship Survey?

a. What other sources of data on topics that the Survey covers do you, or could you, use instead?

We constantly use a range of sources to inform our thinking, but these tend to be more qualitative in nature or based on surveys that are much smaller. There are no other sources that we know of that could replace the Citizenship Survey in terms of the breadth and depth of information provided. A key consideration is also that 'alternative' sources of data on volunteering would not continue the time series established by the Citizenship Survey: as such, they are not substitutes and at best poor alternatives.

We have used the Helping Out Survey extensively, but this is based on the Citizenship Survey sample. It is now somewhat outdated as it was published in 2007.

We have frequently used the Place Survey in the past, however this has now been abolished.

b. Would data of a less stringent quality (e.g. collected through quota sampling) be of good enough quality for your purposes?

No, because if the methodology changed it is likely that the findings would not be comparable to previous years. One of the major advantages of the Citizenship Survey is that it offers a reliable and consistent time series with comparable data from one year to the other.

c. In the absence of the Citizenship Survey, how could the Department help with access to other sources of similar data?

It is unclear what these alternative sources of similar data are.

The Department could provide easy access to all existing surveys covering some of the information contained in the Citizenship Survey through their website, but this evidence base would be far less rich than the data provided by the Citizenship Survey.

Question 4: What are your views on questionnaire content?

a. Which questions currently included in the 2010-11 Citizenship Survey are essential for your needs? See:

www.communities.gov.uk/publications/corporate/statistics/citizenshipsurvey201011questions

All the sections of the 2010-11 Citizenship Survey are important and have the potential to inform and shape policies relating to the Big Society.

The sections on community, volunteering, influencing and empowerment are particularly important to our work. Some questions could be asked less frequently than others.

Question 5: Do you have any other comments?

a. Do you have any further comments on plans for the future of the Citizenship Survey?

The Citizenship Survey is particularly relevant and important in the current policy context. It could significantly help inform the Big Society agenda by providing data on a range of topics that underpin some of the key ideas linked to the agenda, including social action, giving and local communities. It could also help monitor how the agenda is developing and being implemented, and measure how Big Society policies are having an impact.

If the Citizenship Survey was to be abolished we would lose very valuable information on a number of indicators of well-being (people's relationships, sense of community, sense of empowerment etc.) which David Cameron has stated he is keen to measure. Plus, the Citizenship Survey is so relevant to current policy agendas and priorities, that its abolition could be perceived as a deliberate attempt to avoid measuring how the Big Society develops in the future.

To cut the costs of producing the Citizenship Survey a number of solutions could be envisaged. The Survey could, for instance, be produced less frequently and include fewer questions. It may also be worth considering how the research community could contribute to the analysis and reporting; what it cannot do though is collect data on this scale.

**NCVO Research Team
November 2010**

Jil Matheson National Statistician | Ystadegydd Gwladol

Janet Dougharty
Head of Profession for Statistics
Communities and Local Government
5/H4
Eland House
Bressenden Place
London
SW1E 5DU

7 December 2010

Dear Janet

Citizenship Survey

Thank you for alerting me to the proposal from CLG to abolish the Citizenship Survey (CS) and the consultation on the future of the survey. I have some concerns about the proposal and the decision-making process that I feel I must raise with you. My apologies for writing after the close of the consultation but I trust this is still in time. I am happy for this letter to be included in the published responses.

All departments are, of course, faced with managing with fewer resources. This will lead to some hard choices. However, taking decisions on specific surveys separately may mean that we make less effective decisions, despite efforts to consult users of each survey. It is not clear to me that cross-governmental interests in data collected in the CS have been fully considered, or that the proposed next steps allow for this.

Clearly we need to start with the data that the survey collects, to ascertain whether people use it and, if so, what for and what would be the implications of not having it. I am aware that CS data are widely used, both with government and beyond. To illustrate my concerns, I list just three:

1. I announced a major work programme on measuring national well-being on 25 November, to measure quality of life as well as standard of living. We are consulting on what matters in people's lives, as the basis for a framework of measures ideally based on existing data. Early responses to this national debate confirm that many of the topics covered in the CS are important to people – such as how connected people feel with their local community, as well as the social capital existing in local neighbourhoods.
2. Work on measuring Big Society is also still at a relatively early stage. While it is for policy users to specify their requirements, I can again see considerable value in using data currently collected in the CS to help the public assess what Big Society means and how things are changing over time.


3. The CS is widely used for many of the indicators in the Equality Measurement Framework and has been identified as an appropriate source for related measurement frameworks, including on 'good relations' in the community. Alternative sources lack sample size, particularly among minority groups, or geographical coverage. The survey includes an ethnic minority boost sample of several thousand respondents from non-white ethnic groups. To achieve this boost sample requires a complex, targeted design with extensive screening of addresses. A similar boost sample is employed on the longitudinal Understanding Society survey but, as far as I know, the CS is the only such design within government.

The implications of stopping the survey are significant. Existing work, such as on equality measurement, will be delayed and continuity could be lost. New solutions will be needed for emerging work, such as on well-being and Big Society, which may be less efficient and slower than buying into the CS.

It seems to me, therefore, that there should now be a discussion about whether the survey vehicle should continue but with more cross-Whitehall engagement. The proposition that the whole survey should stop, and alternative routes for collecting what is needed be explored, would run the risk of losing the infrastructure and the potential for future use of the survey to meet emerging policy needs.

I would like to offer an early discussion at DDANs (the departmental directors of analysis network), which I chair. This would be one place to explore options further across government.

Yours sincerely

A handwritten signature in blue ink that reads "Jil Matheson".

Jil Matheson

National Trust

Subject: Citizenship Survey - Consultation Feedback

I am writing in response to the consultation on the future of the Citizenship Survey. I am writing with a number of "hats":

- In my role as Volunteering and Community Involvement Director at the National Trust
- In my role as a member of the ESRC Peer Review College
- As an individual researcher interested in volunteering

I am extremely concerned about the proposal to withdraw the survey.

The National Trust involves over 60,000 volunteers and has ambitious plans to grow this and its community engagement work. The citizenship survey data on participation and engagement is regularly drawn on to provide comparison and context for our own work and to support the planning of initiatives to further grow engagement and participation. Information on demographic and geographical variations are particularly helpful to us. In addition we are currently the non academic partners in an ESRC CASE studentship which relies on Citizenship Survey data for the comparative elements of the research in that PhD. The results of the studentship will be used to help the National Trust develop plans to further grow and diversify engagement and volunteering.

Much new research into engagement and participation is stronger as a result of being able to draw on and compare data to that gained from the Citizenship Survey. This was the case for my own PhD and my current MBA research into the impact of management practice on volunteering.

There may be a case that there is no need for a continuous survey (although I believe there **is** a need for this), or the full range of questions in it is absolutely essential that at a minimum core elements of this survey should be carried out every few years.

It is very difficult to see how we can expect to have any idea of whether the "Big Society" vision is being realised in the absence of this source of data.

XXXXXXXXXXXXXX

Volunteering and Community Involvement Director
The National Trust, Heelis, Kemble Drive. Swindon SN2 2NA

New Policy Institute

CONSULTATION ON FUTURE OF THE CITIZENSHIP SURVEY – RESPONSE FROM THE NEW POLICY INSTITUTE

Question 1: What are your current uses of the Citizenship Survey?

How do you use the Citizenship Survey data? Please provide information on:

- a. the topic areas you find most useful.

The areas we find most useful are related to volunteering and participation and whether people feel they can influence decisions made locally or nationally.

- b. the analysis you need to undertake.

We take some statistics from the published spreadsheets and others we analyse from the dataset, breaking the results down by income, deprivation of area, work status etc

- c. the purpose for which you currently use Citizenship Survey data.

The results of our analysis have been published in the report we carry out for the Joseph Rowntree Foundation, Monitoring Poverty and Social Exclusion

- d. the current frequency of the Survey and your need for time series.

An annual suits our needs very well. The time series is very important, as this is a monitoring project and trends over time are at its heart.

- e. what geographic level analysis you require.

No particular interest in geographical levels, but an interest in deprivation of the area, possibly rurality

- f. which sample boosts you utilise and require (if any).

None

- g. which outputs you find most useful, and why.

The published spreadsheets on volunteering and local/ national influence, as a check to our calculations, but also as they are always more up to date than the dataset, which is often a year behind.

- h. what level of precision you require for these estimates.

We often caveat the results in any case, so a few percentage points on an overall population estimate is sufficient.

Question 2: What are the implications of stopping the Citizenship Survey?

- a. What would be the impact to you if Citizenship Survey data are no longer available

We would not be able to look at trends in volunteering or local empowerment. Both of these are important parts of the Big Society agenda, and deserve to be monitored.

Question 3: What are the alternatives to the Citizenship Survey?

a. What other sources of data on topics that the Survey covers do you, or could you, use instead?

There are no other sources that cover issues of ability to influence decision making that I am aware of.

b. Would data of a less stringent quality (e.g. collected through quota sampling) be of good enough quality for your purposes?

I'm not sure I understand the question but if the Department are happy to publish the results we would use them with the necessary caveats.

c. In the absence of the Citizenship Survey, how could the Department help with access to other sources of similar data?

Question 4: What are your views on questionnaire content?

a. Which questions currently included in the 2010-11 Citizenship Survey are essential for your needs? See:

The ones on volunteering (formal and informal) and the ones on affecting decisions.

Question 5: Do you have any other comments?

a. Do you have any further comments on plans for the future of the Citizenship Survey?

Discontinuing the Citizenship Survey sends several bad signals. Firstly, that the topic of citizenship itself is no longer important. Secondly, that "softer" data on how people relate to each other and the state is not considered important in comparison to hard data on money, jobs etc which will still be collected.

Most importantly, though, the Citizenship Survey is the best way of gauging the impacts and effects of the Big Society agenda. If this really is an important part of the government's vision, it deserves to be properly monitored.

If the survey is to be discontinued, it would be worthwhile including, at the very least, questions on participation and volunteering into other surveys, in as comparable a manner as possible. One such option would be the National Survey of Volunteering and Charitable Giving.

Northampton Borough Council

Subject: Citizenship Survey-Cancellation of this Survey-Consultation about what the future should be

Dear colleagues

Information provided by this survey was used by some of our services to understand our neighbourhoods, produce Value for Money profiles and also as evidence of satisfaction with our services. Although we found that some of the data was not localised enough, we expect to be affected by the loss. Furthermore, as we do not know what will be required of us under the new Localism Bill in relation to equivalent data nor do we know how the Happiness Survey will impact on us so it is difficult to fully evaluate the full impact.

The combined loss of resource across our locality, coupled with the loss of nationally collated data, will mean that we will no longer have access to some of the intelligence we used to inform our service delivery. This is likely to more demands on our budgets without adequate funding being forthcoming.

Regards

XXXXXX

Corporate Policy and Consultation Manager
Northampton Borough Council
Guildhall
Northampton
NN1 1DE

Office for Civil Society

Consultation on the future of the Citizenship Survey

Submission by the Office for Civil Society, Cabinet Office

Wednesday 1 December, 2010

Question 1: What are your current uses of the Citizenship Survey?

How do you use the Citizenship Survey data?

Please provide information on:

a. the topic areas you find most useful.

- Formal and informal volunteering
- Charitable giving
- Influencing local and political decisions
- Involvement in activities in local community

b. the analysis you need to undertake.

- Trends in volunteering, charitable giving, influencing decisions and involvement in local activities
- Characteristics of those who volunteer, charitable giving, influence decisions and who are involved in local activities compared to those do not
- Motivations and barriers of those who volunteer and give money

c. the purpose for which you currently use Citizenship Survey data.

- Providing data for impact indicators included in the Cabinet Office Business Plan (on levels of volunteering)
- Providing measures with which to monitor the growth and impact of the Big Society
- Analysis to inform policy development (e.g. we are currently using the Citizenship Survey to provide evidence for the Giving Green Paper)

d. the current frequency of the Survey and your need for time series.

- Annual

e. what geographic level analysis you require.

- National and regional

f. which sample boosts you utilise and require (if any).

- Not applicable

g. which outputs you find most useful, and why.

- Citizenship Survey datasets to enable us to undertake in-house analysis
- Technical reports and questionnaires
- Citizenship Survey reports on volunteering and charitable giving and empowered communities

h. what level of precision you require for these estimates.

- The current provision is sufficient for our purposes

Question 2: What are the implications of stopping the Citizenship Survey?

a. What would be the impact to you if Citizenship Survey data are no longer available?

- No robust trend data available on volunteering, charitable giving, influencing decisions and involvement in local activities to inform policy development and to meet the government's transparency agenda
- Limited ability to conduct analysis on motivations for and barriers to engagement in volunteering, charitable giving, influencing decisions and involvement in local activities for the purpose of informing policy
- Data on levels of volunteering for the Cabinet Office Business Plan would need to be obtained from another source
- Significantly reduce the scope of indicators available to monitor the growth and impact of the Big Society

Question 3: What are the alternatives to the Citizenship Survey?

a. What other sources of data on topics that the Survey covers do you, or could you, use instead?

- There is data on volunteering collected in the Taking Part Survey and Understanding Society but this data is limited in scope compared to the Citizenship Survey data on this topic. For example, it does not allow a breakdown of frequency of volunteering or extensive categories of types of volunteering.
- Data on charitable giving will be collected in the second wave of Understanding Society but it is not clear if it will be included in future waves. This data is limited in scope compared to the Citizenship Survey data on this topic.

- There is limited data on influencing decisions and involvement in local activities collected in the Audit of Political Engagement.
- We could look to non-government sources of data (such as the NCVO/CAF survey and the NFP synergy survey of volunteering) but these data sources are not as robust as the Citizenship Survey (we are particularly sceptical of the NFP survey) and we have no control over continuation of these sources.

b. Would data of a less stringent quality (e.g. collected through quota sampling) be of good enough quality for your purposes?

- We require data that is nationally representative but this can be achieved through more cost-effective methods than face-to-face surveys, such as postal surveys.

c. In the absence of the Citizenship Survey, how could the Department help with access to other sources of similar data?

- Providing links to other data sources that collect information similar to the topics included in the Citizenship Survey
- DCLG have provided extensive analysis of the Citizenship Survey to help internal and external partners interpret and understand the results from the survey. This has been very helpful for our work. DCLG may wish to think about how such analytical capacity can be maintained or transferred in the absence of the Citizenship Survey.

Question 4: What are your views on questionnaire content?

a. Which questions currently included in the 2010-11 Citizenship Survey are essential for your needs? See:

www.communities.gov.uk/publications/corporate/statistics/citizenshipsurvey2010/11questions

SECTION 5: VOLUNTEERING

FIntro1

I'd like you to think about any groups, clubs or organisations that you've been involved with during the last 12 months. That's anything you've taken part in, supported, or that you've helped in any way, either on your own or with others. Please exclude giving money and anything that was a requirement of your job.

FIntro2

In a moment I'll give you some cards. Please pick out the ones which best describe

any groups, clubs or organisations you've taken part in, supported or helped over the last 12 months. On each card are some examples, although what you do may not be on the cards.

FlfGp

(1) Has selected card(s)

(2) No cards selected

FGroup

(A) Children's education/schools

(B) Youth/children's activities (outside school)

(C) Education for adults

(D) Sport/exercise (taking part, coaching or going to watch)

(E) Religion

(F) Politics

(G) The elderly

(H) Health, Disability and Social welfare

(I) Safety, First Aid

(J) The environment, animals

(K) Justice and Human Rights

(L) Local community or neighbourhood groups

(M) Citizens' Groups

(N) Hobbies, Recreation/Arts/Social clubs

(O) Trade union activity

Other

None of these

FUnPd

SHOWCARD 24

Now I'd like you to look at this showcard.

In the last 12 months, that is, since [date], have you given unpaid help to [the group,

club or organisation/any of the groups, clubs or organisations] you've just mentioned in any of the ways shown on this card?

(A) Raising or handling money/taking part in sponsored events

(B) Leading a group/member of a committee

(C) Organising or helping to run an activity or event

(D) Visiting people

(E) Befriending or mentoring people

(F) Giving advice/information/counselling

(G) Secretarial, admin or clerical work

(H) Providing transport/driving

(I) Representing

(J) Campaigning

(K) Other practical help (eg helping out at school, shopping)

(L) Any other help

None of the above

FUnOf

And over the last 12 months, how often have you done something to help [this/these] group(s), club(s) or organisation(s). Would you say ...

(1) at least once a week,

(2) less than once a week but at least once a month,

(3) or less often?

(4) Other

(5) Don't know

FUnHrs

Now just thinking about the past 4 weeks. Approximately how many hours have you spent helping [this/these] [group/groups] in the past 4 weeks?

FIndGpA

SHOWCARD 25

How did you find out about opportunities to give unpaid help to [this/these] [group/groups]

(A) Through previously using services provided by the group

(B) From someone else already involved in the group

(C) From a friend not involved in the group/by word of mouth

(D) Place of worship

(E) School, college, university

(F) Doctor's surgery

(G) Community centre

(H) Library

(I) Promotional events/volunteer fair

(J) Local events

(K) Local newspaper

(L) National newspaper

(M) TV or radio (local or national)

(N) Volunteer bureau or centre

(O) Millennium Volunteers

(P) Employer's volunteering scheme

(Q) Careers centre/careers fair

(R) www.do-it.org.uk

(S) v / www.vinspired.com

(T) Other internet/organisational website

(U) Other way

FIndGpO

In what other way did you find out?

MxFVol

SHOWCARD 26

Now thinking about the unpaid help you've given as part of a group, club or organisation in the last 12 months. How often, if at all have you mixed with people

from different ethnic or religious groups to yourself as part of this?

Please think about all of the people you mix with as part of this activity. Please choose your answer from the card.

PROMPT IF NECESSARY: This includes people who you help or the people you work alongside, but not people you happen to encounter as part of helping (e.g. going to shops for an elderly person and happening to be in a shop with people from

different ethnic groups?).

(1) Daily

(2) Weekly

(3) Monthly

(4) At least once a year

(5) Less often than once a year

(6) Never

(7) Don't know

VolBen

SHOWCARD 27

People do unpaid work or give help to all kinds of groups for all kinds of reasons. Thinking about all the groups, clubs or organisations you have helped over the last

12 months, did you start helping them for any of the reasons on this card?

Pick the reasons that were most important to you. You can choose up to five reasons.

- (1) I wanted to improve things/help people
- (2) I wanted to meet people/make friends
- (3) The cause was really important to me
- (4) My friends/family did it
- (5) It was connected with the needs of my family/friends
- (6) I felt there was a need in my community
- (7) I thought it would give me a chance to learn new skills
- (8) I thought it would give me a chance to use my existing skills
- (9) It helps me get on in my career;
- (10) It's part of my religious belief to help people
- (11) It's part of my philosophy of life to help people
- (12) It gave me a chance to get a recognised qualification
- (13) I had spare time to do it
- (14) I felt there was no one else to do it
- (15) None of these

VolsatF

SHOWCARD 28

People do unpaid work or give help to all kinds of groups for all kinds of reasons and also get different kinds of satisfaction from it. Thinking about the things that you

do for all of the groups, clubs or organisations you have helped in the last year, would you tell me which of the things on this card are most important to you?

You can choose up to five reasons.

- (1) I meet people and make friends through it
- (2) I get satisfaction from seeing the results
- (3) It gives me a chance to do things I'm good at
- (4) It makes me feel less selfish as a person
- (5) I really enjoy it
- (6) It broadens my experience of life;
- (7) It gives me a sense of personal achievement
- (8) It gives me the chance to learn new skills
- (9) It gives me a position in the community
- (10) It gets me 'out of myself'
- (11) It gives me the chance to get a recognised qualification
- (12) It gives me more confidence
- (13) It makes me feel needed
- (14) It gives me the chance to improve my employment prospects
- (15) It makes me feel less stressed
- (16) It improves my physical health
- (17) None of these

BVLon

SHOWCARD 29

(1) Looking at this card you've said that during the last 12 months you have not done

any of these things for any groups, clubs or organisations. Have you done any of these things – unpaid – longer than 12 months ago?

(2) You said earlier that you have not been involved with any groups, clubs or organisations in the last 12 months. Looking at this card, have you done any of these

things - unpaid - for a group, club or organisation you may have been involved with

longer than 12 months ago?

(A) Raising or handling money/taking part in sponsored events

(B) Leading the group/member of a committee

(C) Organising or helping to run an activity or event

(D) Visiting people

(E) Befriending or mentoring people

(F) Giving advice/information/counselling

(G) Secretarial, admin or clerical work

(H) Providing transport/driving

(I) Representing

(J) Campaigning

(K) Other practical help (eg helping out at school, shopping)

(L) Any other help

None of the above

BVHelp

1) You said earlier that you help group(s)/ club(s)/organisation(s) occasionally, that

is less than once a month. Do you ever feel that you would like to spend any more

time helping groups, clubs or organisations, or not?

(2) You said earlier that you help group(s)/club(s)/organisation(s). Do you ever feel

that you would like to spend any more time helping groups, clubs or organisations,

or not?

(3) Do you ever feel that you would like to spend any time helping groups, clubs or

organisations, or not?

(1) Yes

(2) No

VBarr

SHOWCARD 30

(1) On this card are some reasons people have given about why they don't give unpaid help to groups, clubs or organisations. Which, if any, of these are reasons why you don't give unpaid help to groups, clubs or organisations?

(2) On this card are some reasons people have given about why they don't give unpaid help to groups, clubs or organisations. Which, if any, of these are reasons why you have not given unpaid help to groups, clubs or organisations in the last 12

months?

(3) On this card are some reasons people have given about why they don't give unpaid help to groups, clubs or organisations. Which, if any, of these are reasons why you don't give unpaid help to groups, clubs or organisations more regularly?

(A) I have work commitments

(B) I have to look after children/the home

- (C) I have to look after someone who is elderly or ill
- (D) I have to study
- (E) I do other things with my spare time
- (F) I'm too old
- (G) I'm too young
- (H) I don't know any groups that need help
- (I) I haven't heard about opportunities to give help
- (J) I'm new to the area
- (K) I have never thought about it
- (L) I have an illness or disability that I feel prevents me from getting involved
- (M) Other reason

VBarOth

What is the other reason?

30

Intro1

Now I want to ask you about any unpaid help you as an individual may have given to other people, that is apart from any help given through a group, club or organisation. This could be help for a friend, neighbour or someone else but not a relative

IHp

SHOWCARD 31

In the last 12 months, that is, since [date], have you done any of these things, unpaid,

for someone who was not a relative?

- (1) Keeping in touch with someone who has difficulty getting out and about (visiting in person, telephoning or e-mailing)
- (2) Doing shopping, collecting pension or paying bills
- (3) Cooking, cleaning, laundry, gardening or other routine household jobs
- (4) Decorating, or doing any kind of home or car repairs
- (5) Babysitting or caring for children
- (6) Sitting with or providing personal care (e.g. washing, dressing) for someone who is sick or frail
- (7) Looking after a property or a pet for someone who is away
- (8) Giving advice
- (9) Writing letters or filling in forms
- (10) Representing someone (for example talking to a council department or to a doctor)
- (11) Transporting or escorting someone (for example to a hospital or on an outing)
- (12) Anything else
- (13) No help given in last 12 months

IHpOft

Over the past 12 months, that is, since [date], about how often have you done this

kind of thing/all the things you have mentioned?

Would you say ...

- (1) at least once a week,
- (2) less than once a week but at least once a month,
- (3) or less often?

(4) Other

IHlpHrs

Now just thinking about the past 4 weeks. Approximately how many hours have you spent doing this in the past 4 weeks?

MxIVol

SHOWCARD 32

Now thinking about the unpaid help you've given as an individual in the last 12 months. How often, if at all, have you mixed with people from different ethnic or religious groups to yourself as part of this. Please think about all of the people you

mix with as part of this activity?

PROMPT IF NECESSARY: This includes people who you help or the people you work alongside, but not people you happen to encounter as part of helping (e.g. going to shops for an elderly person and happening to be in a shop with people from different ethnic groups).

(1) Daily

(2) Weekly

(3) Monthly

(4) At least once a year

(5) Less often than once a year

(6) Never

(7) Don't know

GIntro1

Now some questions about the ways in which people can give to charity

GGroup

SHOWCARD 33

In the past 4 weeks, have you given any money to charity in any of the ways shown on this card or through any other method? Please exclude donating goods or prizes.

(A) Money to collecting tins (e.g. door-to-door, in the street, in a pub, at work, on a shop counter, etc.)

(B) Sponsorship

(C) Collection at church, mosque or other place of worship

(D) Collections using a charity envelope

(E) Buying raffle tickets (NOT national lottery)

(F) Buying goods from a charity shop or catalogue

(G) Direct debit, standing order, covenant or debit from salary, payroll giving

(H) Giving to people begging on the street

(I) Occasional donations by cheque or credit/debit card

(J) Fundraising events (e.g. charity dinners, fetes, jumble sales)

(K) Other method of giving (excluding donating goods or prizes)

Did not give to charity

Givoth

What other method or methods have you given by?

GivAmt

About how much in total have you given to charity in the last 4 weeks? (Please

exclude buying goods).

TEUse

SHOWCARD 34

Taxpayers who give to charities can increase the amount of money a charity gets by claiming tax relief on the donations. In the last 12 months have you used any of the methods shown on the card to obtain tax relief on any donations you've made to charity?

IF RESPONDENT QUERIES THE DEFINITION OF TAX RELIEF: Tax relief may involve a charity reclaiming tax back directly from Her Majesty's Revenue and Customs (formerly the Inland Revenue) to increase the value of a donation OR it may involve individuals making donations from their pre-tax salary and the tax going directly to the charity rather than to Her Majesty's Revenue and Customs.

IF NECESSARY: Her Majesty's Revenue and Customs is the government department responsible for collecting taxes.

(A) Payroll giving (Give As You Earn)

(B) Gift Aid

(C) Giving via Self-Assessment Form

(D) Tax relief on the value of gifts of shares, land or buildings given to charities

(E) No, none of these

TEUse1

SHOWCARD 34

And have you used any of the methods you've just mentioned in the last 4 weeks?

IF RESPONDENT QUERIES THE DEFINITION OF TAX RELIEF: Tax relief may involve a charity reclaiming tax back directly from Her Majesty's Revenue and Customs (formerly the Inland Revenue) to increase the value of a donation OR it may involve individuals making donations from their pre-tax salary and the tax going directly to the charity rather than to Her Majesty's Revenue and Customs.

IF NECESSARY: Her Majesty's Revenue and Customs is the government department responsible for collecting taxes.

(A) Payroll giving (Give As You Earn)

(B) Gift Aid

(C) Giving via Self-Assessment Form

(D) Tax relief on the value of gifts of shares, land or buildings given to charities

(E) No, none of these

TEUse2

SHOWCARD 35

On this card are some things that people have said would encourage them to give to charity. Would any of these things encourage you to start giving to charity or to increase the amount you currently give?

(A) Having more information about the different charities or organisations that I could support.

(B) Receiving letter/ email of thanks from the charity or organisation.

(C) Receiving information from the charity or organisation explaining what

has been done with my donation.

(D) Being asked by the charity or organisation to increase my donation.

(E) Confidence that the charity or organisation uses the money efficiently.

(F) Being able to give money by tax efficient methods.

(G) More generous tax relief.

(H) Being asked by a friend or family member.

(I) If I had more money.

(J) If payroll giving became available to me.

None of these

SECTION 4: INFLUENCING POLITICAL DECISIONS AND LOCAL AFFAIRS

PIntro1

Now thinking about whether you can influence political decisions and local affairs.

PActUK

SHOWCARD 17

In the last 12 months, that is since [date], have you contacted any of the people listed

on the card? Please exclude contact with councillors or council staff for personal issues such as housing repairs, and contact through work.

(1) Local councillor

(2) Member of Parliament (MP)

(3) Public official working for the local council

(4) Government official

(5) Elected member of the Greater London Assembly - including the Mayor of London

(6) Public official working for the Greater London Assembly/Authority

(7) Elected member of the Welsh Assembly Government - including the First Minister

(8) Public official working for the Welsh Assembly Government

(9) None of the above

PRally

And in the last 12 months, have you

(1) attended a public meeting or rally,

(2) taken part in a public demonstration or protest,

(3) or, signed a petition?

(4) None of the above

POften

And over the last 12 months, how often have you done [this kind of thing/all of the

things you've just mentioned]?

Would you say it was

(1) at least once a week,

(2) less than once a week but at least once a month,

(3) or less often?

(4) Other

19

PConsul

SHOWCARD 18

In the last 12 months, that is since [date], have you taken part in a consultation about local services or problems in your local area in any of the ways listed on this card?

- (1) Completing a questionnaire (about local services or problems in the local area)
- (2) Attending a public meeting (about local services or problems in the local area)
- (3) Being involved in a group set up to discuss local services or problems in the local area
- (4) None of these

PConOf

And about how often over the last 12 months (since [date]) have you done this kind

of thing/all the things you have mentioned? Would you say it was

- (1) at least once a week,
- (2) less than once a week but at least once a month,
- (3) or less often?
- (4) Other

PIntro2

SHOWCARD 19

Now thinking about whether you can influence decisions. Please look at this card and tell me whether you agree or disagree with the following statements.

PAffLoc

SHOWCARD 19

[*]Firstly, do you agree or disagree that you can influence decisions affecting your local area?

- (1) Definitely agree
- (2) Tend to agree
- (3) Tend to disagree
- (4) Definitely disagree
- (5) Don't know

PAffWal

SHOWCARD 19

[*]And affecting Wales?

- (1) Definitely agree
- (2) Tend to agree
- (3) Tend to disagree
- (4) Definitely disagree
- (5) Don't know

PAffLon

SHOWCARD 19

[*]And affecting London?

- (1) Definitely agree
- (2) Tend to agree
- (3) Tend to disagree

- (4) Definitely disagree
- (5) Don't know

PAffGB

SHOWCARD 19

[*]And affecting Britain?

- (1) Definitely agree
- (2) Tend to agree
- (3) Tend to disagree
- (4) Definitely disagree
- (5) Don't know

PIInfl

How important is it for you personally to feel that you can influence decisions in your local area? Would you say it is ...

- (1) very important,
- (2) quite important,
- (3) not very important,
- (4) or not at all important?
- (5) SPONTANEOUS ONLY: Don't know

PCSat

Generally speaking, would you like to be more involved in the decisions your Council makes which affect your local area?

- (1) Yes
- (2) No
- (3) Depends on the issue

PIfHow

SHOWCARD 20

If you wanted to influence decisions in your local area how would you go about it?

Please choose your answers from this card

- (A) Contact the council /a council official
- (B) Contact my councillor
- (C) Contact my MP
- (D) Contact my assembly member (for Wales and London)
- (E) Sign a petition
- (F) Organise a petition
- (G) Attend a council meeting
- (H) Attend a public meeting
- (I) Contact local media or journalists
- (J) Other (specify)

SPONTANEOUS ONLY- Wouldn't do anything

Don't know

PIfEas

SHOWCARD 21

On this card are some things people have said would make it easier for them to influence decisions in their local area. Which, if any, of these might make it easier for

you to influence decisions in your local area?

- (1) If I had more time
- (2) If the council got in touch with me and asked me

- (3) If I could give my opinion online /by email
- (4) If I knew what issues were being considered
- (5) If it was easy to contact my local councillor
- (6) If I knew who my local councillor was
- (7) If I could get involved in a group making decisions about issues affecting my local area/neighbourhood
- (8) Something else
- (9) Nothing
- (10) Don't know

PifEasO

What else would make it easier?

SECTION 6: OBJECTIVE EMPOWERMENT

CAIntro

Now I have some questions about activities in your local community.

CivAct1

SHOWCARD 36

In the last 12 months, that is since [date] have you done any of the things listed on

this card? Please include any activities you have already told me about. Please do not

include any activities related to your job.

- (1) Been a local councillor (for local authority, town or parish)
- (2) Been a school governor
- (3) Been a volunteer Special Constable
- (4) Been a Magistrate
- (5) None of these

CivFolA

SHOWCARD 37

Looking at the card, would you be interested in doing any of these things [IF ANY CODED AT CivAct1: that you don't already do]?

- (1) Yes
- (2) No

CivFolB

SHOWCARD 37

Which ones?

- (1) A local councillor (for local authority, town or parish)
- (2) A school governor
- (3) A volunteer Special Constable
- (4) A Magistrate
- (5) None of these

CivAct2

SHOWCARD 38

And again in the last 12 months, that is since [date] have you been a member of any

of the groups listed on this card? Please include any activities you have already told

me about. Please do not include any activities related to your job.

- (1) A group making decisions on local health services
- (2) A decision making group set up to regenerate the local area
- (3) A decision making group set up to tackle local crime problems
- (4) A tenants' group decision making committee
- (5) A group making decisions on local education services
- (6) A group making decisions on local services for young people
- (7) Another group making decisions on services in the local community
- (8) None of these

CivMot

SHOWCARD 39

People get involved for all kinds of reasons. Thinking about all the things you have

mentioned, why did you get involved? Please choose your answer from this card.

You can choose up to five reasons.

- (1) I wanted to serve my community
- (2) I wanted to improve local services
- (3) I wanted to resolve an issue
- (4) My political beliefs
- (5) An earlier positive experience of getting involved
- (6) I was asked to get involved
- (7) I wanted to have my say
- (8) I wanted to meet people / make friends
- (9) It was connected with the needs of my family / friends
- (10) I thought it would give me a chance to learn new skills / use my existing skills
- (11) I thought it would help my career
- (12) I had spare time to do it
- (13) Other (please specify)

CivGn

SHOWCARD 40

People get involved for all kinds of reasons and they also get different kinds of satisfaction from it. Thinking about everything you have done in the last 12 months,

would you tell me which of the things on this card are most important to you? You can choose up to five.

- (1) I got a problem solved
- (2) I helped improve local services
- (3) I was able to give something back to my community
- (4) I met new people and made friends
- (5) It made me feel part of my community
- (6) I had my say
- (7) It gave me a sense of personal achievement / enjoyment
- (8) I learned new skills
- (9) I improved my employment prospects
- (10) I gained confidence and self esteem
- (11) It gave me a position in the community
- (12) Other (please specify)

Question 5: Do you have any other comments?

a. Do you have any further comments on plans for the future of the Citizenship Survey?

- Data from the Citizenship Survey is essential for our work, including providing monitoring data for key elements of the government's Big Society agenda and for providing data for the Cabinet Office Business Plan.
- We do, however, recognise the need for Departments to reduce expenditure.
- Expenditure on the Citizenship Survey could be reduced by shortening the length of the survey, reducing the frequency of data collection (e.g. annual only) and/or by using more cost-effective methods of collecting data.
- If the decision is made to abolish the survey, we would urge DCLG to think about how it may support other Department's to collect or access similar data.

Response to *Consultation on Future of the Citizenship Survey*

The 2005 Citizenship Survey was the core data set used to research and write the "Predictors of community cohesion: multi-level modelling of the 2005 Citizenship Survey" Report written under commission from the Department of Communities and Local Government (Laurence and Heath, 2008). This report formed a significant part of the 'Commission for Integration and Cohesion's' "Our Shared Future" Report which aimed to provide practical proposals for building integration and cohesion at a local level. Through questions asked that were unique to the 2005 Citizenship Survey, members of our Oxford team (James Laurence and Professor Anthony Heath) were able to demonstrate that living in a diverse community, in and of itself, is not associated with inter-ethnic tensions in the community. The most significant negative driver of 'inter-ethnic' tensions turned out to be higher levels of disadvantage in the community, thus shifting the focus of the potentially problematic nature of diversity to the underlying structural problems of disadvantage. This kind of analysis would not have been possible at the time without the 2005 Citizenship Survey. This analysis went on to be used in a number of governmental programs and departments including:

- a) the Government's 'Our shared Future' Report (DCLG, 2007) into how to best run an agenda of 'social cohesion';
- b) the 'Economic Case for Cohesion' report (DCLG, 2009a) focusing on our individual- and community-level deprivation results;
- c) the findings were used to develop practical means of facilitating cohesion through projects and service-delivery (DCLG, 2009b);
- d) as well as for developing guidelines for 'frontline staff' and 'community activists' (DCLG, 2009c);
- e) Our particular findings on community 'empowerment' and the significance of 'volunteering' became integrated into the 'Engagement, Empowerment, and Consultation' reform of Council (and their partner group) strategies to facilitate 'community cohesion';
- F) And our focus on the importance of forming 'inter-ethnic' friendships for 'cohesion' led to users to be encouraged to look for opportunities to building such 'bridging ties' (DCLG, 2008);

This work (based on the 2005 Citizenship Survey) has also seen dissemination into, and use by, non-departmental public bodies and third-sector user groups. The findings formed a substantial part of the 'Good Relations' report commissioned by the 'Equality and Human Rights Commission' (Johnson and Tatam, 2009). They have also been cited as part of work by the National Council for Voluntary Organisations (NCVO), the 'Healthy, Wealthy and Wise' North East Foundation, and SQW consultancies, in their development of programs to facilitate 'social cohesion'.

Subsequent analysis of this data set for academic publication has been able to demonstrate substantial findings that challenge much of the North American research in the field of diversity and 'social cohesion' which tends to have demonstrated that diversity undermines solidarity and cohesion in communities.

Contrary to this:

- Firstly, the broad range of 'social cohesion' indicators that the Citizenship Survey supplies has allowed us to demonstrate that diversity's relationship with 'social cohesion' is much more mixed than in the US (Becares, Laurence, Stafford, and Nazroo, 2010);
- Secondly, the ethnic booster sample available in the Citizenship Survey has proven invaluable to shedding light on how living in diverse communities has varying effects on 'social cohesion' amongst different ethnic groups (Becares, Laurence, Stafford, and Nazroo, 2010). This has been impossible in most other data sets because of the low sample size of non-White British individuals;
- Thirdly, the variables present in the Citizenship Survey allow for a greater understanding of WHY diversity affects 'social cohesion' in the way it does. For example, a key reason why diversity does not lead to inter-ethnic tensions is that individuals in diverse communities are more likely to form inter-ethnic ties which promote tolerance in the community (Laurence, 2009). Further analysis for a forthcoming journal article has found that the only White individuals to report inter-ethnic tensions in diverse communities are Whites, who do not possess inter-ethnic friendships, who live in disadvantaged communities. That means, even in disadvantaged areas, the promotion of inter-ethnic ties between individuals can go a long way to alleviating possible tensions. Findings like these have only been possible to find in the UK thus far with the data provided by the Citizenship Survey, and such results are hugely important for policy makers working in this area.

Finally, using recent years of Citizenship Survey data [2005; 2007-8] with added geo-codes we will be assess various contextual effects, and furthermore elaborate on the mediating role of intergroup contact (based on questions about mixing between different ethnic and religious groups, added to the CS, only recently); and will establish the relationship between contextual diversity and a number of outcomes (e.g., cohesion, trust).

References:

Our Shared Future' Report (DCLG, 2007); Available at: <http://image.guardian.co.uk/sys-files/Education/documents/2007/06/14/oursharedfuture.pdf>

DCLG, 2008. Cohesion Guidance for Funders Consultation: Impact Assessment; Available at: <http://www.communities.gov.uk/documents/communities/pdf/804446>

The Economic Case for Cohesion Report (DCLG, 2009a); Available at: <http://www.communities.gov.uk/documents/communities/pdf/1303560.pdf>

Guidance for local authorities on how to mainstream community cohesion into other services (DCLG, 2009b); Available at: <http://www.communities.gov.uk/documents/communities/pdf/1303527.pdf>

Building Cohesive Communities: What frontline staff and community activists need to know (DCLG, 2009c); Available at: <http://www.communities.gov.uk/documents/communities/pdf/1357439.pdf>

Johnson, N. and Tatam, A. (2009) Good Relations: A conceptual Analysis. An Institute of Community Cohesion report for the Equality and Human Rights Commission: Research report 42

Becares, L., Laurence, J., Stafford, M., and Nazroo, J. (2010) Composition,

concentration, or deprivation? Exploring what neighbourhood characteristics erode social cohesion among different ethnic groups in the UK. Forthcoming in Urban Studies; Accepted October, 2010

Laurence, J. (2009) 'The Effect of Ethnic Diversity and Community Disadvantage on Social Cohesion: A Multi-Level Analysis of Social Capital and Interethnic Relations in UK Communities', The European Sociological Review. Accepted for Publication: 9th December, 2009 [available online]

Laurence, J. and Heath, A. (2008) Predictors of Community Cohesion: Multi-level Modelling of the 2005 Citizenship Survey. Department for Communities and Local Government, London

XXXXXX (Oxford University)

Oxford University 2

Subject: future of the Citizenship survey

Dear Sir,

I am responding to your call for comments on the future of the citizenship survey.

I have made extensive use of the Survey in the past, including a number of reports for government, especially the DWP, as well as academic research.

One of the great strengths of the survey – and a source of its cost – is the ethnic minority boost. This boost is invaluable. It gives us our only regular source on a range of important features of ethnic minority integration. I have used the questions on self-reported discrimination, fair treatment, national identity and belonging in my reports for government (including one recently on the feasibility of constructing a race equality index for the DWP and another for Lord Goldsmith's review of citizenship). Given the importance of ethnic minorities in Britain today, and concerns about their treatment by British authorities and their responses to unequal treatment, it is essential that at least one of the government surveys contains a large enough sample of minorities for detailed analysis. Given real worries about unequal treatment, it would be of great public concern if the one major data source that enables us to chart this were to be cancelled, thus in essence making the problem less visible – or worse only available for study through less authoritative sources.


The Census does of course provide a large number of ethnic minority respondents, but the information it contains is relatively thin, and does not cover many of the key topics in the citizenship survey. I have also used pooled LFS and GHS samples in order to study minority education and labour market outcomes, but again these sources do not have the rich data available in the Citizenship survey on topics such as participation, fair treatment, a sense of national belonging etc.

A booster sample, based on probability methods, is of course very expensive. A quota sample runs the risk of biases, which are of particular concern with minorities (especially young black men and older South Asian women who lack fluency in English). It will be essential therefore to have a probability sample to provide an authoritative basis for drawing conclusions.

However, cost savings could be made by reducing the frequency of the survey – regular monitoring does not need to be annual but could be every five years or so (as with the WERS). The questionnaire is at present far too long and tedious and could be shortened (improving response rates). The majority-group sample size could also be reduced as a selection of the questions could be addressed to majority group respondents in other government surveys (eg the GHS, if that survives).

One could also explore joint funding with academic research – for example our very successful ethnic minority British election survey (EMBES) which covers a lot of the same material, and obtained a better response rate although using higher standard sampling methods (screening rather than focussed enumeration)

throughout. Of course the EMBES must include some political content, but the questionnaire goes much wider and has many overlaps with the content of the Citizenship Survey. A solution of this sort would lead to very substantial cost savings.

Yours sincerely,,

Oxford University 3

Subject: PLEASE KEEP THE CITIZENSHIP SURVEY

Dear Citizenship Survey team,

I am a doctoral student at the University of Oxford, and I am using the Citizenship Survey for my research. I would like to request that you do **not** cancel the Citizenship Survey in the future.

Cancelling it will affect my research immensely as I use a lot of data from the Citizenship Survey. The survey has a range of questions on belonging to Britain, community cohesion, and immigrant issues.

I do not know of any other nation-wide surveys that offer such a broad range of questions, and so frequently.

Therefore please keep the survey going as it is contributing to mine and many of colleagues' work.

Yours sincerely,

XXXXX

Nuffield College
New Road
Oxford
OX1 1NF

Researcher (private individual)

Subject: Consultation on Citizenship Survey: submission by XXXXXXXX

Dear Misses Robinson and Cooper,

I apologise for the lateness of my response to your consultation on the future of the Citizenship Survey, but the period for comment was very short and I have been out of the country – just arrived back this morning.

I am a social policy researcher specialising in voluntary and community sector issues, including volunteering. I was head of the Voluntary and Community Sector Research Section in the Home Office from 1999 to 2005 and was involved in the development and management of the Citizenship Survey in 2001 and 2003. I use information from the Survey on a regular basis.

I am very unhappy to hear that the new government is intending to cancel the Survey (though not surprised that the consultation is not about whether the Survey should continue but what to do after it has been cancelled – not exactly the context for a meaningful discussion!).

Q1 What are your current uses of the Citizenship Survey?

I am mainly interested in Section 4, Influencing Political Decisions and Local Affairs; Section 5, Volunteering; and Section 6, Objective Empowerment.

My research and professional interests lie in the subjects covered by these sections, and the Survey is the primary source of hard quantified time series data on these subjects. Particularly in the case of volunteering, due to the methodology used, it is possible to look at trend information going back to 1981 (the National Surveys of Volunteering carried out by the Volunteer Centre UK and its successors). There is no substitute for this information.

Q2 What are the implications of stopping the Citizenship Survey?

The Citizenship Survey is a well-known and highly-regarded survey and is (and I can say this from experience of international professional meetings and conferences) the envy of the world's social policy research community. It is exceptional in that it combines a large national sample (plus ethnic booster samples), information on a wide range of social issues that can be analysed in complex ways (for example, people's views on personal efficacy and their volunteering and giving activities, etc) and information that can be analysed over time. It covers issues that are at the heart of the Big Society agenda, and to terminate the Survey now seems particularly perverse and suggests that this agenda is more for show than for action (and measurement). If we didn't have the Survey already, we would have to invent it – or admit that we don't really care what happens after the press release.

Q3 What are the alternatives to the Citizenship Survey?

That is not to say that the Survey cannot be utilised in a more intelligent and cost-effective manner. Firstly the Survey does not need to take place on a

continuous basis. Ministers have always been too eager to see the immediate impact of their pet concerns and programmes (and this lack of patience promoted the increase in the frequency of the survey) and have been irritated when the Survey fails to show rapid or large changes – and they blame the Survey and not the way social change happens. However, social change is rarely rapid and linear. It should still be possible to obtain good quality trend data if the Survey were carried out every two years (as originally planned) or every three years (along lines of spending reviews). Secondly, the Survey has become bloated by poor compromises between competing policy areas. For example, Section 6 is for the most part a waste of space. It characterises empowerment in terms of a small number of roles of interest to the last government (local councillor, school governor, Special Constable, magistrate which in aggregate have too few people involved to show up meaningfully on a survey even as large as this) and not in terms of all those roles of community activism and leadership that exist and in terms of a small number of activities (making decisions on local health services, regeneration, etc) and not in terms of all those activities that take place. This section could easily be collapsed back into volunteering from whence it came. It provides very little usable information in its present form.

So my suggestions for alternatives are:

- **Retain the survey but carry it out every two or three years and prune it back to a more elegant coherence (have a look at the questions for 2001).**

Q4 What are my views on questionnaire content?

See above: it can be pruned and still be useful, but it needs to be rethought as a whole and not as a policy-area based omnibus.

Q5 Do I have any other comments?

The Survey is a major achievement for government research: it is useful to scholars and practitioners, and it is useful (or should be useful) to government. This consultation, short in time and limited in scope (on a decision already made) does not show good sense or good money management. It also does not show respect for respondents and potential respondents. Government needs high quality longitudinal data and terminating a high quality data series in this way is an act of intellectual vandalism.

Please let me know whether you will accept these comments as part of your consultation (despite their being several hours after the deadline).

With best wishes,

XXXXXX

Royal Association for Disability Rights (RADAR)



The Future of the Citizenship Survey (Communities and Local Government)

Consultation response

30 November 2010

Contact: XXXXXXXX, Public Affairs Manager, RADAR,

About RADAR

RADAR is the Royal Association for Disability Rights. We are a pan-disability organisation led by people living with ill-health, injury or disability. With a membership of over 600 individuals and organisations across the UK and partnerships across the public and private sector, we are a powerful, positive movement for change. Our vision is a just and equal society whose strength is human difference. Our mission is to support individuals, networks and policy-makers to do things differently, and better.

We welcome the chance to respond to the proposal to stop the Citizenship Survey. We are very concerned that this will diminish our ability to measure progress in terms of civic engagement and participation of disabled people. We have set out our key issues and responded to the four questions raised in the consultation paper. We would welcome an opportunity to discuss our submission before a final decision is taken.

Key Points

- The Citizenship Survey provides valuable information on the level of civic engagement and volunteering by disabled people.
- The Survey uniquely identifies the ability of disabled people to -
 - participate in political activities
 - take part in consultations about local issues
 - take part in formal political processes
 - take up positions of respect in their community,and it finds out -
 - their perception on whether or not they can influence decisions that affect them at the local and national level
 - the type of volunteering they are involved in, including employment schemes
 - why they volunteer and how they found out about opportunities to volunteer
 - frequency of and barriers to civic engagement and volunteering
- Currently disabled people are less likely to have engaged in civic involvement or to formally volunteer in their communities. In the context of increased localism and stronger democratic accountability, it is vital to ensure that disabled people have an effective voice and are able to contribute to their communities. This Survey provides the tool to establish the current levels of participation and to measure progress, and to identify the need for intervention when disabled people threaten to become (further) marginalised.
- There is a need for sustainable, comprehensive, high quality data collection to
 - help public bodies and government to prioritise areas for action in promoting the Big Society
 - propose measures to encourage participation and to analyse their impact
 - demonstrate that disabled people are an integral part of their community, and that their voices are heard
 - to fight discrimination and increase their positive profile in the community
- An Equality Impact Assessment should be conducted and published prior to a decision being made on cancelling the Citizenship Survey

Consultation Questions and Answers

Question 1: What are your current uses of the Citizenship Survey?

We use the data gleaned from the Citizenship Survey to inform our submissions and funding applications for our activities linked to empowering disabled people locally and increasing their political presence nationally.

Question 2: What are the implications of stopping the Citizenship Survey?

If this Survey is stopped, then there is a loss of transparency and accountability around disabled people's role in the democratic process and their civic engagement.

The Citizenship Survey provides valuable information on civic engagement such as the ability of disabled person to participate in political activities and in formal political processes, ability to take up positions of respect in their community and their perceptions on whether or not they can influence decisions that affect them at the local and national level. Disabled people are less likely to be involved and without the data it will be difficult to determine the impact of positive measures taken to address these issues.

The Citizenship survey also provides comprehensive information on volunteering such as the type of volunteering they are involved in, including employment schemes, and collects reasons for not volunteering. Currently they are less likely to volunteer because of barriers such as health factors (40%) and having care responsibilities (13%). We need the information collected by the survey to advocate for measures to encourage volunteering and to analyze the impact of those measures.

The survey also collects data on the level of trust people in parliament, local councils and the police. Disabled people have significantly less levels of trust in these institutions than non-disabled people. In addition, it collects data on whether disabled people are treated with respect by institutions such as police, transport and health services.

It is important the disabled people are part of the Big Society and that they are involved in their community and decisions that affect them. To find out whether this is happening, information should be collected using a random cross-sectional survey that allows for analysis and scrutiny to be done both on a national and local level.

Question 3: What are the alternatives to the Citizenship Survey?

Some of the information collected by the Citizenship survey is not covered by other surveys, namely: the ability of disabled person to participate in political activities and in formal political processes, ability to take up positions of respect in their community and their perceptions on whether or not they can influence decisions that affect them at the local and national level; their level of trust in institutions; whether or not they are treated with respect and whether they volunteer, how often and reasons for not.

The Citizenship Survey enables comparison between disabled people and non-disabled people. For instance, the most recent survey shows that 40 per cent of people in the UK feel that they can influence decisions at a local level but only 34 per cent of disabled people say so.

The Life Opportunities Survey of disabled people collects some data on civic engagement and volunteering but not as comprehensively as the Citizenship Survey. The Life Opportunities survey collects information on fairness which is somewhat similar to respect but broader.

RADAR believes that stopping the survey will lead to a gap in transparency and accountability that will be difficult to fill through other surveys.

Question 4: What are your views on questionnaire content?

We believe that the content of the questionnaire is very helpful for measuring equality of disabled people. Continuing with the collection of the data will also provide evidence whether the Coalition Government's vision of a Big Society and Localism works for disabled people, and thus facilitate transparency and accountability. This information is contained in sections 4 'Influencing Decisions and Local Affairs', 5 'Volunteering', 6 'Objective Empowerment' and 11 'Respect'.

This information is also used by the ODI on its webpages on facts and figures about disability and is one the main sources of information used by the EHRC in its triennial report on 'How fair is Britain?' For example, its chapter 14 'Power and Voice' and section 9.4 'What we know about dignity and respect in health treatment' are wholly reliant on the Citizenship Survey for their information. The loss of this survey will result in the inability to see changes over time in these areas for disabled people. Furthermore, the Disability Equality Report by the Secretary of State for Communities and Local Government relied heavily on the Citizenship survey on how disabled people are integrated in their community.

Royal Statistical Society

THE FUTURE OF THE CITIZENSHIP SURVEY RESPONSE FROM THE ROYAL STATISTICAL SOCIETY

The Royal Statistical Society is concerned about the proposal to cancel the Citizenship Survey. Whilst the RSS is not a user of the survey it does have a longstanding interest in the functioning of the statistical system. The system should ensure that the UK has the statistics it needs to enable good choices to be made, making effective use of the overall level of resources that can be made available and mobilised for that purpose.

The statutory purpose of the system of official statistics is to produce and publish statistics that serve the public good. Section 7 of the Statistics and Registration Services Act 2007 requires that the United Kingdom Statistics Authority promotes and safeguards statistics to this end. The Act defines the public good for this purpose to mean:

- Informing the public about social and economic matters; and
- Assisting in the development and evaluation of public policy

The Citizenship Survey provides data on a wide range of issues including volunteering and civic participation. It has run since 2001. It has a large sample, including boosted samples to understand citizenship issues for black and other minority ethnic communities and for Muslim communities in England. It therefore enables effective comparisons between different ethnic groups and religions.

The survey has provided unique information on how many people volunteer, who they are and what might encourage them to do more. It has shown up the significant increase in employer supported volunteering over the last few years and other new forms of volunteering. Whilst there are some other sources that cover some of this ground, the questions used for the Citizenship Survey provide richer and deeper insights and enable changes to be tracked.

The government has made much of its desire to create the “Big Society”. The Citizenship Survey provides a highly valuable source of information on the issues connected with the Big Society. Cancelling it now would deny the government a source of information on which to base policy and equally would deny those who wish to evaluate and challenge the success of this policy important evidence on which to make their case.

At a time of financial stringency it is especially important that those statistics that are directly useful for the development and evaluation of public policy are retained and those with a less direct relevance to decision making and accountability are given a lower priority. Decisions on this survey should not be taken in isolation. There is, for example a need to connect the future of the Citizenship Survey with the new requirement for the Office for National Statistics to create a new range of statistics on “happiness”.

The RSS recognises that this consultation on the future of the citizenship survey comes at a time of considerations about cuts in statistical outputs across government. We remain of the view that spending cuts and other changes, both immediately and in the future, need to be carried out with a clear overview of the whole statistical system in mind to ensure that it remains capable of delivering what is needed, including the demands the new government’s policies will place on it. We have urged the government to ensure that the National Statistician and the UK Statistics Authority have leading roles in spending reviews affecting statistical areas and that they are consulted in the future before departments make major changes to their statistics. We believe that there is a real danger that

cuts will be uncoordinated, damaging the effectiveness of the whole system, if left entirely to individual departments and we hope that departments will be proactive in considering their decisions in coordination with others.

Ruahine Training and Consultancy

Subject: Feedback -Citizenship Survey Consultation

Dear Colleagues

I would be disappointed if the Survey were abandoned as it has been a very useful tool for me as a researcher working in the field of civic engagement in the North East. One of its main advantages for me is that it is independent of Local Government and encompasses a wide range of citizens who would not necessarily participate in 'consultation' organised by Local Authorities. Questions in the Survey about levels of civic engagement in the north east have helped me identify particular trends in our locality and I am unsure where else I would be able to obtain such data, especially now the Place Survey has also been abandoned.

Sincerely

XXXXXXXXXXXX

Ruahine Training & Consultancy
Hexham, Northumberland

Samaritans

Samaritans are a volunteer led charity with over 18,000 volunteers and have grave concerns over the Department for Communities and Local Government's stated intention to cancel the Citizenship Survey. The survey provides the most regular and reliable data on volunteering in England overtime. Our concerns surrounding the cancellation of the survey are two-fold. Firstly, there are no alternative data sources where such regular and reliable data can be found. Secondly, without such regular and reliable data the ability of government and the volunteering movement to improve policy and practice in volunteering will be undermined.

We would endorse the comments from Baroness Neuberger, who chaired the Commission on the Future of Volunteering in 2007, in the recent debate on active citizenship in the House of Lords about the importance of the Citizenship Survey for the future development of volunteering.

Baroness Neuberger said, *"It is with growing dismay that I heard that the Department for Communities and Local Government has launched a consultation outlining its intention to cancel the citizenship survey, which provides by far the most rigorous, regular and reliable data on citizen engagement-specifically, on volunteering-in England. The citizenship survey provides a foundation for a huge amount of work on volunteering and active citizenship, and we need it."*

XXXXXXXXXXXXXX

Research Officer

Sheffield University

Subject: Consultation on the citizenship survey

The Citizenship Survey is an important research tool for scientists interested in the effects of local government policy making, as well as being an indicator of issues not covered in other surveys such as feelings of discrimination and disempowerment. Given the current preference on local rather than national solutions (for example in alcohol policy, responses to crime), its importance is increasing.

Specifically our intention was to use the Citizenship Survey 2001 to 2012 (if it survives!) in a large MRC-funded project on alcohol policy, to test how local alcohol policies and alcohol availability interact with neighbourhood perceptions such as cohesion, satisfaction and fear of crime. We would seek to access the data at the microlab with a view to map indicators of

- alcohol outlet density,
 - local alcohol trading hours
 - alcohol-related health indicators,
 - social deprivation
- and from the Citizenship survey
- perceived community cohesion
 - empowerment to influence local area
 - satisfaction with the local area
 - fear of crime

These indicators (except fear of crime in the BCS) are not available elsewhere using appropriate sampling. Therefore, I would strongly argue against the abandonment of the survey

Best regards

XXXXXX

Section of Public Health, SchARR, University of Sheffield
30 Regent Street
Sheffield
S1 4DA, UK

Suffolk Coastal District Council

This response is from Suffolk County Council.

Our particular interest was around the cohesion questions: sense of belonging and how well people from different backgrounds get on together. There was always some question over the results as it was based on people's perceptions which could be affected as much by what was happening in the national media as what was happening in their local community. The Citizenship Survey also provided info in between the Place Survey to indicate progress on our LAA targets – but both the targets and Place Survey have already been stopped.

Our view is that whilst the survey gave us some indicative data on cohesion, volunteering etc it did not have a significant influence on the work that we undertake and so would not be greatly missed.

Kind regards

XXXXXX

Business Development
Suffolk County Council
Endeavour House, 8 Russell Road, Ipswich, Suffolk, IP1 2BX

Suffolk Coastal and Waveney District Councils (joint response)

1 The future of the Citizenship Survey – response to the consultation from Suffolk Coastal & Waveney District Councils

This is a response on behalf of the two district councils – views from officers with responsibility for community development and knowledge management are included.

Question 1: What are your current uses of the Citizenship Survey?

a. the topic areas you find most useful.

- Participation in civic engagement and voluntary activities: breakdowns by ethnicity, religion and age ... are used as an evidence-base to target engagement and community development work. Such targeting makes our service cheaper to run.
- Community cohesion: breakdowns by ethnicity, religion, sex and age are used to identify areas which would most benefit from engagement work with local partners and residents.
- Whether people feel able to influence decisions and whether they would like to be more involved in decisions...
- Sense of belonging to local area.
- Whether local area has got better or worse
- Concern about crime and how safe people feel walking alone

NB – our response is based on the analyses and results currently published on the DCLG website. We were surprised to see how many additional questions and pieces of profiling/demographic information are collected in the survey, but which do not appear to be reported and published.

b. the analysis you need to undertake.

- We do not have sufficient data from the existing surveys to undertake further significant analysis.
- We need to analyse information at a sub-district level so that work can be targeted.

c. the purpose for which you currently use Citizenship Survey data.

- To inform decision-making and service planning in the area.
- To profile our communities.

d. the current frequency of the Survey and your need for time series.

- We do not require quarterly information.
- Survey results produced annually, every 2 or every 3 years would be sufficient for our needs – provided that the results are published in a timely manner.
- Time series data – over years – is very useful, as changes in responses can be tested for statistical significance and so illustrate the impact of events or interventions.

e. what geographic level analysis you require.

- National / England (currently available) – to compare any statistics from our local area (or which can be estimated/interpreted for our local communities) with the national picture.

- Ideally, analysis would be available at a district level, or ward level. This would enable us to make evidence-based decisions on where to focus community development and engagement work, so improving value for money or saving costs. However, we recognise that this would increase costs.
 - An acceptable, low cost, alternative would be to add analyses of existing results by OAC (Output Area Classification). OAC is a free tool, was developed with ONS and is already used to analyse some national statistics and surveys. This would not require any increase in the current sample, or any additional datasets to be purchased, but would mean that the output area (or postcode) of respondents would need to be recorded. Such an analysis would enable us to use the national data to see what communities within our districts are most likely to feel or think.
 - The Government Office regional analysis is of no use to us as there is too much difference within a region. OAC analysis would be much more useful, although an analysis of responses by defra classifications (Major Urban, Large Urban, Other Urban, Significant Rural, Rural-50, Rural-80) could be useful at a district level.
- f. which sample boosts you utilise and require (if any).
- These are dependent on the approach taken to 1(e) above. Boosts to ensure coverage for age, ethnicity and religion are currently very useful.
- g. which outputs you find most useful, and why.
- The table analyses of questions by ethnicity, age, religion, employment status. These inform our business planning, and decisions on where to focus activities, so that communities are targeted effectively. This saves money and improves effectiveness.
- h. what level of precision you require for these estimates.
- 95% C.I.

Question 2: What are the implications of stopping the Citizenship Survey?

- a. What would be the impact to you if Citizenship Survey data are no longer available?
- Increased costs if we attempted to undertake similar work locally. However, this would be of limited value as it could not be considered within a wider context.
 - Reduced service effectiveness as we would have a weaker evidence-base for decision-making (and could not afford to undertake similar work locally).

Question 3: What are the alternatives to the Citizenship Survey?

- a. What other sources of data on topics that the Survey covers do you, or could you, use instead?
- The Place Survey, which duplicated some questions has been stopped.
 - Some of the Trust questions may compare to questions in the British Crime Survey.
 - The British Population Survey / British Marketing Survey may be better sources for information on Media Usage, particularly as the responses to these questions in the Citizenship Survey do not appear to be published...
- b. Would data of a less stringent quality (e.g. collected through quota sampling) be of good enough quality for your purposes?

- Possibly, however we would need assurance and confidence that the general information / analyses by ethnicity, religion etc and by OAC was of sufficient quality to be relied upon in service planning.
- c. In the absence of the Citizenship Survey, how could the Department help with access to other sources of similar data?
- Signpost to research and statistics elsewhere. However, this would require some resource to ensure the information was up to date, that any references were to quality research etc and so might not be feasible...

Question 4: What are your views on questionnaire content?

a. Which questions currently included in the 2010-11 Citizenship Survey are essential for your needs? See:

www.communities.gov.uk/publications/corporate/statistics/citizenshipsurvey201011questions

NB – our response is based on the analyses and results currently published on the DCLG website. We were surprised to see how many additional questions and pieces of profiling/demographic information are collected in the survey, but which do not appear to be reported and published. Much of this additional information would be very useful...

Section / Questions	Essential – currently	Essential – should be made available	No apparent value
DEMOGRAPHICS	Heth and other ethnicity, employment status (Dwork...) For profiling / analyses	Language spoken (Ftrans, Ftrans2, Ftrans3, SMain, SGood, Reading, Writing,) To inform use of translation / provision of ESOL courses	Birthplace of parents (BrnMom, BrnDad) QhRels
IDENTITY AND SOCIAL NETWORKS	FeBrit , SRace, SFaith, SAge,		NatIdE, NatIdW
YOUR COMMUNITY	All – except those listed in “no apparent value”.	SEthArea, STRust, SPull W- section (on crime / discrimination) – especially if reported at lowest possible geography LocSat – at local authority level (to district)	Haven’t seen results published for Pshop, GT section / Tg (what facilities are in your local area and whether you mind). Not sure of the value at current high level reporting...
INFLUENCING POLITICAL DECISIONS AND LOCAL AFFAIRS	All – except those listed in “no apparent value” . Particularly comparison between PAffLoc	PifEas...PifHow - at local authority level (to district) and/or by OAC	Haven’t seen results published for HSeV.

	/ PAffGB / PInf1/PCSat, Trust (PT... questions)		
VOLUNTEERING	All – except those listed in “no apparent value”.	Most results need to be published in a more accessible manner, e.g. FIndGpA, FIndGpO Especially at a low geographic level or using OAC	How people give / use of tax relief, TEUUse, Givoth, GivAmt
OBJECTIVE EMPOWERMENT	All. Particularly CivMot, CivAct2	Most results need to be published in a more accessible manner, so that they can inform marketing / targeting. Especially at a low geographic level or using OAC	Haven’t seen results published LetIn section, and not sure how these should be used....
RACE	All – except those listed in “no apparent value” .	RDis questions. Most results need to be published in a more accessible manner, so that they can inform targeting. Especially at a low geographic level or using OAC	
RELIGION	All – except those listed in “no apparent value” .	Most results need to be published in a more accessible manner	
RIGHTS AND RESPONSIBILITIES MIXING	None None	None Some of the results might be useful to promote mixing by identifying locations where this is most likely to happen, but as it isn’t currently available, it’s difficult too say.	Not sure how useful the level of detail (i.e. where exactly people have mixed, how often people mix) is – particularly as it doesn’t appear to be frequently reported.
RESPECT SELF IDENTITY	None None	Useful for defining other types of	

VIOLENT
EXTREMISM

community /
identity beyond
geographic –
particularly if
analysed with
ethnicity, religion,
age, sex (**and
OAC**) variables...

VERLOrg -
especially if
reported at lowest
possible
geography

MEDIA USAGE

None

No

Use BPS etc
instead...

DEMOGRAPHICS
PART 2

Some for
profiling /
analyses (e.g.
employment
status etc...)

FinHap -
Especially at a low
geographic level
or using OAC

Seems
unnecessarily
detailed – not
sure of the value
of questions
around income,
SkiQual /
ChoProf etc...
Seem
unnecessary –
arent' similar
data available
through LFS
etc...?

Household
Reference person's
employment

None – unless
used for profiling
on employment
status etc...

Question 5: Do you have any other comments?

a. Do you have any further comments on plans for the future of the Citizenship Survey?

We believe the Citizenship Survey is very useful and should continue. It provides useful evidence for service planning and targeting. It is even more useful now other research and survey work such as the Place Survey has stopped.

However, we feel that it is currently too frequent and asks too many questions. The analyses are insufficient for our current needs. We suggest the following changes:

- Reduce costs by reducing its frequency so that it is undertaken every 1, 2 or 3 years.
- Reduce costs by reducing the number of questions, so that there isn't duplication with existing work such as the Labour Force Survey (LFS), BPS/BMS (British Population Survey / British Marketing Survey), British Crime Survey.
- Improve relevance by analysing all results using OAC (free).
- Increase use by making all data from the survey available in *.csv or excel format – or through existing sites such as nomisweb or neighbourhood statistics to enable anyone to undertake more sophisticated, or relevant analysis of results to meet local / specific needs.

Tendring District Council

Subject: The Future of the Citizenship Survey

I am responding on behalf of Tendring District Council and have sought the views of our LSP partners.

The cancellation of the citizenship will not have implications for us as we have not used this information in the past. The majority of the questions have been previously collected by the Place Survey which has provided much more localised information that has been easy to benchmark against other local councils. With the abolition of the Place Survey we will now be taking part in the Essex County Council tracker survey which again uses many of these questions and provided local information and a good source of benchmarking.

Kind regards

XXXXXX

Project Manager
Corporate Performance
Tendring District Council

Tel: XXXXXXXX

Email: XXXXXXXX

Web: www.Tendringdc.gov.uk

Tewkesbury Borough Council

**Question 1: What are your current uses of the Citizenship Survey?
How do you use the Citizenship Survey data?**

Response: We are a rural district with a population of 80,000 with no significant citizenship issues. We have never used the citizenship survey data to develop services.

Question 2: What are the implications of stopping the Citizenship Survey?

- a. What would be the impact to you if Citizenship Survey data are no longer available? **Response: None at all**

Question 3: What are the alternatives to the Citizenship Survey?

a. What other sources of data on topics that the Survey covers do you, or could you, use instead? **Response: None as this type of information is currently of limited value**

b. Would data of a less stringent quality (e.g. collected through quota sampling) be of good enough quality for your purposes? **Response: For our purposes no, as the info would only be used to see if any emerging unique problems for our district reflected the national situation, and that knowledge would have limited value (unless extra funding for national issues was available that we could tap in to or examples of solutions were provided). And we would still have to undertake local work to pinpoint the nature and cause of the issues.**

c. In the absence of the Citizenship Survey, how could the Department help with access to other sources of similar data? **Response: Produce a database of statistical info sources on citizenship data on which we can search for the type of data we want, and once selected then link on to the specific data. But generally with such specific info we know the source of such data, so for the effort to create and maintain such a database may not provide vfm.**

Question 4: What are your views on questionnaire content?

- a. Which questions currently included in the 2010-11 Citizenship Survey are essential for your needs? See:
www.communities.gov.uk/publications/corporate/statistics/citizenshipsurvey201011questions **Response: We do not use the information currently provided. If we had a problem unique to our area, we would engage our communities using the most appropriate method. Some of the questions used in the citizenship survey could be used for local work.**

Question 5: Do you have any other comments?

- a. Do you have any further comments on plans for the future of the Citizenship Survey? **Response: None**

XXXXXX

Corporate Development & Performance Manager
Tewkesbury Borough Council
Tel XXXXXXXX

University College London

Subject: Future of the Citizenship Survey

In response to the consultation exercise on the future of the Citizenship Survey, I would like to make the following points about the value of the CS for high quality academic research.

I am an academic user that uses individual (micro) data from the CS available through the Economic and Social Data Service. In contrast to other surveys, the CS has been key in including an ethnic minority boost yielding sufficient numbers within several ethnic minority groups for analysis stratified by ethnicity. I have used the CS data to investigate social cohesion/social capital, especially (perceptions of) social cohesion in neighbourhoods, along with social relationships. Being able to geocode the data to small area data is also very important. Motivations for my use of this data source have been the detailed data on relationships within and between ethnic groups. This wealth of data, combined large sample size, is a primary motivation for using the CS.

If the CS is discontinued then I would hope there would be consideration give to inclusion of measures capturing social cohesion/social capital, racial and religious discrimination, and important outcomes such as health and wellbeing.

The inclusion of such measures in Understanding Society would be really useful, especially considering the longitudinal design of that study. Inclusion of these measures in quota samples would not be useful for my work, or the work of many of us in the academic community who rely on these large, ongoing surveys based on known probability sampling.

At a time when concerns over community cohesion and discrimination are on the increase, high quality data to interrogate these issues is vital. Actually the work based on the CS that I have been involved in, with several other colleagues, suggests that the popular view of community cohesion being poorer in ethnically mixed areas is not supported. This is but one illustration of the need to continue building up a sound evidence base for policy and practise.

Kind regards,

XXXXXX

Dept Epidemiology and Public Health, UCL
1-19 Torrington Place, London, WC1E 6BT

University of Birmingham

Subject: Response to consultation

I fully understand the need to economise on surveys that seem to be too costly to run and perhaps can be substituted by other surveys. However, I believe Citizenship Survey is unique and its strength cannot be replaced by any other government surveys in Britain

I have published using the self report perception of discrimination (2007 DWP Research Report No 341, with Anthony Heath) and find the ethnicity booster sample very helpful. I also find the various sections particularly useful: Identity and Social Networks, political participation, volunteering, empowerment, self identity and media usage. Many of these topics are essential to any research that seeks to understand social cohesion in multicultural Britain.

It may not be necessary to collect the data quarterly and in my view yearly would be adequate; but it is important not to go down the quota sampling route.

Unless the topics and questions covered by Citizenship Survey are built in to another survey (e.g. British Social Attitudes Survey), it would be a serious mistake to discontinue this very valuable survey. Any migration of combination of datasets also require a transitional period, it would be crucial to plan properly if this option is adopted to maintain the high quality of the data.

XXXXXXXXXX

Institute of Applied Social Studies
Programme Director, MA in Social Research, College of Social Sciences
Muirhead Tower 842
University of Birmingham, Birmingham B15 2TT

Question 1: What are your current uses of the Citizenship Survey?

How do you use the Citizenship Survey data? Please provide information on:

- a. the topic areas you find most useful.
- b. the analysis you need to undertake.
- c. the purpose for which you currently use Citizenship Survey data.
- d. the current frequency of the Survey and your need for time series.
- e. what geographic level analysis you require.
- f. which sample boosts you utilise and require (if any).
- g. which outputs you find most useful, and why.
- h. what level of precision you require for these estimates.

The topic areas I find most useful are:

- Demographic data on ethnic group; year of arrival; own and parents' birthplace; religion
- All questions relating to national identity
- Strength of belonging to Britain
- Importance of various aspects of self identity

The analysis I undertake relates to national identities and how they vary between different groups, with a particular focus on minority groups.

I use this analysis for the purpose of academic research and publishing.

I do not usually do time series analysis.

A limitation of the survey for me is the absence of data from Scotland and the relatively small numbers in Wales. My analysis is thus focused on England, but I do not use any sub-geographies within that.

The sample boost of minority ethnic and religious groups is very important to my research interests.

I do not usually consult the prepared outputs. I do my own analysis of the data files, accessed via ESDS.

The overall sample size and minority boost is a distinct advantage to my interests. Precision would be adversely affected for various sub-groups if the sample size was much smaller.

Question 2: What are the implications of stopping the Citizenship Survey?

- a. What would be the impact to you if Citizenship Survey data are no longer available?

There would be certain aspects of my research I could no longer undertake because the survey is unique in combining a large minority sample with an extensive range of questions on national and other identities.

Question 3: What are the alternatives to the Citizenship Survey?

- a. What other sources of data on topics that the Survey covers do you, or could you, use instead?

The Annual Population Survey (which aggregates various Labour Force Survey data). This has a very large overall sample but a more limited range of questions on identity.

- b. Would data of a less stringent quality (e.g. collected through quota sampling) be of good enough quality for your purposes?

No, because it would not permit statistical inference.

- b. In the absence of the Citizenship Survey, how could the Department help with access to other sources of similar data?

Access is probably less of a problem because I generally access data via the UK data archive, now hosted by ESDS.

Question 4: What are your views on questionnaire content?

- a. Which questions currently included in the 2010-11 Citizenship Survey are essential for your needs? See:
www.communities.gov.uk/publications/corporate/statistics/citizenshipsurvey2010/11questions

See my response to question 1

Question 5: Do you have any other comments?

- a. Do you have any further comments on plans for the future of the Citizenship Survey?

Consultation of future of Citizenship Survey

XXXXXXXXXX

Senior Lecturer
School of Social & Political Sciences
University of Glasgow

The Citizenship Survey is a high quality survey that provides unique data on people's attitudes to the local areas or neighbourhoods that they live in. We have used it to understand how various features of the neighbourhood – deprivation, social mix or population turnover, for example – impact on feelings about the area or sense of place attachment. The impacts of social mix (understood in terms of income or socio-economic status, and in terms of ethnicity) have been an important issue for recent governments, faced with concerns over rising tensions between ethnic groups in particular (Cantle and Singh Commissions, for example).

Our kind of work does not demand frequent updates to the survey but it does suggest there is a value in retaining a slimmed down version of the same survey, perhaps accumulating its current annual total over two or three years.

Question 1: What are your current uses of the Citizenship Survey?

Along with colleagues, I have undertaken extensive analysis of Citizenship Survey data. The main focus of my work has been on views about the neighbourhood and sense of belonging or attachment at that scale. One major project was on place attachment directly, measured using a combination of questions on belonging and on enjoying the neighbourhood. A range of other questions on the neighbourhood (around relationships, crime and safety) were also used. Another project examined views about local services.

Data from the survey was linked to a range of neighbourhood variables. Analyses used multi-level modeling to identify the individual and neighbourhood factors that influenced attachment.

We have not used the sample boosts but have work solely on the main sample.

Question 2: What are the implications of stopping the Citizenship Survey?

If the survey were no longer available, it would not be possible to repeat this or similar analyses. Important information about how people respond to diversity as they encounter it within their neighbourhood would be lost.

Question 3: What are the alternatives to the Citizenship Survey?

One alternative might be the replacement for the BHPS, the 'Understanding Society' survey. The Department could work with the developers of that survey to ensure that at least some questions were covered there.

Lower quality of data would not be valuable. But data of the same quality achieved over a longer period could provide an alternative.

University of Kent

Subject: Please keep it

As an academic user of the Survey I'm keen that it should be kept going - not much expense and a source of data not available elsewhere,

Best wishes,

XXXXX

University of Plymouth

To whomever it may concern,

I am a lecturer in Criminology and have found the survey a very useful and much needed supplement to our knowledge base of citizens. I find the proposed cancellation of the survey to be problematic for the following reasons:

- The ability of the survey to reveal data on specific identities and groups that are often assumed in larger and broader categories is essential for policy development
- For the same reason in academic studies and teaching it has been an invaluable resource for academic staff and undergraduate students. I myself have used it as teaching aid for my students, many of whom have used it in their own coursework.

I see no benefit in stopping the survey and can only think of the social, policy and academic harm this would cause. At a time when quality data is needed on the diversity that exists in British populations, cancelling such a survey would only serve to relegate such issues such as diversity and widen the opportunity for social exclusion and a deficit in knowledge.

Yours,

XXXXXXXXXX

Lecturer in Criminal Justice and Criminology
Plymouth Law School
Room 18
20 Portland Villas
University of Plymouth
Drake Circus
Plymouth PL4 8AA

Telephone: XXXXXXXXX

email: XXXXXXXXXX

University of Southampton 1

Subject: Citizenship Survey consultation

Dear Sir

I am responding to the consultation on the future of the Citizenship Survey as an individual.

1. What are your current uses of the Citizenship Survey?

I used the Citizenship Surveys 2001, 2003 & 2005 in my PhD. I carried out a comparative study of informal support among older people from different ethnic groups, using logistic regression. My aim was to challenge the stereotype that minority ethnic groups 'look after their own' older people. I examined support given and received within the household (2005), with relatives outside the household (2001 & 2005), and with non-relatives outside the household (2001 & 2005). I also looked at informal care as measured in the 2003 survey. The variables I used as determinants of informal support were ethnic group, age, sex, educational level, socio-economic status, income, tenure, access to a vehicle, marital status, having children, and limiting long-term illness or disability. I have published two papers based on the results of my PhD, and intend to publish a further three in the next two years. I was awarded my PhD in 2010.

I would like to carry out additional analysis of the survey looking at informal support given and received with non-relatives outside the household, but including geographical data. I would like to test the ethnic density hypothesis, but I would require additional geographical variables which are more fine detailed than the GOR variable.

I utilise the minority ethnic booster sample. I would like to see a booster sample of older people as well.

I found the Citizenship Survey invaluable because it contained variables on informal support which were broader than 'care for a sick, disabled or elderly person', and could include instrumental support provided to more healthy and active individuals in everyday life. Other surveys tend to focus on 'care' too narrowly and do not allow measurement of instrumental support in its broadest form. This, combined with the ethnic minority boost sample made the Citizenship Survey the ideal dataset for my research questions.

The findings of my studies can be used by local government to target social services for older people from different ethnic groups, and also in training of social workers by challenging any assumptions they may hold about minority ethnic older people.

2. What are the implications of stopping the Citizenship Survey?

There would be no new data on instrumental support. I would have to rely solely on 'care', which is only one aspect of help that people can give and receive in later life - presuming that the surveys which include care are not stopped as well!

3. What are the alternatives to the Citizenship Survey?

A) No other survey that I know of collects data on instrumental support. Those that do have questions on care (e.g. ELSA, GHS) do not always have minority ethnic boost samples. No other dataset could assist me with the research I carry out - informal support across different ethnic groups.

B) I would be open to less stringent data, but I would want to know more about it before I decided that stopping the Citizenship Survey was the best decision.

C) Could the Department provide me with national level data on older people from detailed ethnic groups (including White British, White Irish, Black Caribbean, Black African, Indian, Pakistani, Bangladeshi, Chinese, Mixed groups), with data on different types of informal support (instrumental, emotional, informational) as well as care? And also provision of support as well as receipt? It is important to not conceptualise older people as just passive recipients of support, so we need data showing the high level of support they give to others.

4. What are your views on questionnaire content?

The questions on ethnic group, country of birth, household roster, relatives, volunteering, religion, self-identity, health and disability, care, education, employment, income, tenure are essential for my work.

5. Do you have any further comments?

I would also like to see a return to the questions on informal support within the household and with relatives outside the household which were in the 2005 Citizenship Survey. Furthermore, the questions on type of support in 2005 which were only asked of a 10% subsample should be asked of everyone. This would be invaluable for my research.

There also needs to be more complete data on the family composition, including number of children, as well as relatives outside the household and in the UK and abroad.

It would be very helpful to include financial transfers, both in the UK and abroad.

Please do not cancel the survey.

XXXXXX

Lecturer in Gerontology
Centre for Research on Ageing
58/4117 School of Social Sciences
University of Southampton
Southampton SO17 1BJ

University of Southampton 2

Subject: Citizenship survey consultation

General comments

There are a number of reasons why continuation of this survey is particularly important at this time:

1. Given the policy emphasis on the "big society", it is impossible to conceive of any way of assessing whether or not more people are becoming engaged in the affairs of their community (where this takes the form of volunteering, charitable giving, or participation in groups and organisations, or various combinations of all of these) in the absence of this survey.

2. There is concern about the relationship between social capital and levels of community cohesion and well-being, and there are policies being put forward (e.g. the proposed "Communities First" fund) which are predicated on being able to measure variations in social capital between individuals and communities. Analysis of such questions will need to draw upon the citizenship survey.

3. Proposals to measure progress in terms of wider considerations such as well-being, recently announced by the Prime Minister, will require surveys which ask people questions about their quality of life, and the citizenship survey contains a number of these.

Question 1

a. A number of academic researchers in the recently-established third sector research centre, and elsewhere, use this survey to understand the pattern of engagement by individuals in volunteering, charitable giving, and civic participation. My specific interests are in these topics, and also in the relationship between them (e.g. whether people who are active on one of these dimensions are more likely to be active on others, or not) and in the relationship between them and people's perceptions of their neighbours and the communities in which they live. The survey also gathers information on informal help given to friends and neighbours. It is therefore a uniquely detailed resource for the analysis of a range of pro-social behaviours which are essential for the functioning of communities.

b. Analyses we need to undertake at TSRC (and which also are relevant to policy, e.g. the Office for Civil Society) include work on the social distribution of those active in these areas of participation - e.g. demographic and socioeconomic characteristics most strongly associated with (1) whether or not people participate at all and (2) the extent to which they participate (e.g. hours of unpaid help given, amounts of money donated to charity).

c. academic research

d. Frequency: The citizenship survey has been capturing data on these topics for nearly 10 years in a consistent form, allowing analyses of trends over time. It could be argued that given the degree of stability in (for example) volunteering

rates, there is relatively little change from one year to the next and therefore capturing data on a three-year cycle might be a possibility to consider.

e. A combination of regional analysis plus the attachment of deciles of the index of material deprivation is appropriate and should be maintained if the survey is retained -- collection of data for local authorities would require a substantial increase in sample size and would not be cost effective.

Question 2

A number of analyses would simply not be possible without this data. It is a well-known feature of data on volunteering that the ways in which questions are posed and phrased strongly influences the estimates generated. A very general question (such as "do you undertake voluntary work") generates a much lower response than a survey which prompts individuals to recall the organisations in which they are involved. This is the great strength of the citizenship survey. There is no other survey which captures data on volunteering, and on involvement in community organisations, in the same level of detail. Nor is there a survey which carries a range of questions on topics relevant to social capital and social cohesion.

Equally importantly at this time, we would lose the ability to track change over time. In TSRC we have reviewed a range of social survey datasets which have asked questions about volunteering over nearly 3 decades, and we find inconsistency in the ways in which they have investigated volunteering. In contrast, the citizenship survey has now asked consistent questions for nearly 10 years and provides an invaluable baseline for assessing change.

Question 3

- a. there are no suitable alternatives collected on a regular basis.
- b. This would be highly undesirable and unlikely to give equivalent levels of precision sufficient to allow detection of significant change.
- c. There are no routinely collected data sets which would offer the same depth and quality of information on individuals.

Question 4

In my view, it is essential that we do not lose the questions in section 5 of the survey on volunteering and charitable giving. A great strength of the survey is that it simultaneously collects a range of data on a number of dimensions of participation, engagement, volunteering and charitable giving. At an absolute minimum these should be maintained.

Question 5

If cost savings are necessary then consideration should be given to whether the survey needs to be undertaken on a continuous or annual basis. It might be possible to reduce the frequency of the survey -- e.g. once every three years. This would deliver economies but would secure continuity.

Consideration should also be given to whether all the questions need to be asked every year. Thus, priority might be given to collecting data which allows us to estimate the extent of volunteering, charitable giving, informal help, and community participation, but some questions (e.g. relating to motivations) might be asked less frequently.

XXXX

Deputy Director, ESRC-OTS Third Sector Research Centre,
Division of Sociology and Social Policy
School of Social Sciences
University of Southampton
Southampton SO17 1BH

University of Surrey

Subject: Citizenship Survey as a valued resource

To whom it may concern,

I would like to record my dismay at hearing about the possible cancellation of the Citizenship Survey.

I used this resource extensively in my doctoral thesis (from 2006 to 2010) examining trust levels and gender within the British population. The Citizenship Survey provided me with valuable, reliable data on issues that are widely regarded as being critical to the welfare of our society. The value of social research in our world today, and indeed to our world tomorrow, is unquestionable and associated resources should not be subject to whims of funding cuts. These resources gain their value in their longevity. Time series data are crucial for us to understand changes in attitudes and behaviour among the British population. Having multiple time series is also crucial since these provide valuable quality checks for each other, as well as providing fertile ground for methodological research (research on the research process, which allows us to generate *better* research). In addition, the Citizenship Survey, along with the other high-quality UK social surveys also allow the UK to be considered as a world leader in research and innovation.

The 'savings' made now by cancelling the Citizenship Survey are far outweighed by the loss that such an action would represent to the British public in the medium to long term.

What happened to 'evidence-based' research? What are you going to 'base' your evidence on now?

Regards,

XXXXXX

Research Fellow

Department of Sociology

University of Surrey

Guildford

Surrey GU2 7XH



The Future of the Citizenship Survey – v’s response

November 2010

Introduction and summary

- i. v, The National Young Volunteers’ Service, aims to inspire a new generation of volunteers (aged 14-25) across England. We create a diverse range of volunteering and social action opportunities to help young people take action to improve lives, communities and the planet.
- ii. v’s aim is to create a culture where volunteering and social action comes naturally and where the benefits of volunteering are understood and celebrated.
- iii. v’s primary use of the Citizenship Survey is the volunteering topic area. We use it for:
 - v’s on-going formative evaluation undertaking secondary analysis of the data to inform the design of our future volunteering programmes
 - our own internal research projects by replicating the Citizenship Survey volunteering questions to benchmark our volunteering rates against the national average
 - media activity to raise the profile of volunteering.
- iv. The survey has not only enabled us to build an understanding of current trends, but it is a core component to our ambition to meet the aims and objectives of the Big Society and understand the impact of our activities in relation to this new policy direction.
- v. The survey should serve as a cornerstone to the Government’s commitment to enhancing the levels of civic engagement and volunteering through the Big Society. Without the Citizenship Survey or an equivalent, it will be impossible to analyse the impact of the Big Society agenda. As a minimum the survey should be continued on a biennial basis.
- vi. If DCLG cancels the survey we would like to see the improvement of volunteering questions in other national surveys e.g. Understanding Society. We would like to ensure we are able to accurately measure volunteering including formal and informal activities, and frequency.

1. What are your current uses of the Citizenship Survey?

a. The topic areas you find the most useful

- 1.1. Our core business is focussed on youth volunteering. However, we are keen to understand the relationship between volunteering and other elements of active citizenship. We need to analyse whether increased participation as a volunteer leads to increased participation in other forms of civic engagement.
- 1.2. Consequently we find data most useful is the **volunteering topic area**. We also use:
 - Demographics
 - Your community
 - Influencing political decisions and local affairs
 - Objective empowerment
 - Rights and responsibilities

- Mixing
- Self Identity
- Demographics Part 2

1.3. As a secondary element it would also be helpful to understand the media usage of those who do not engage as much to understand the mechanism to best influence their behaviour

b. The analysis you need to undertake &

c. the purpose for which you currently use Citizenship Survey data

1.4. We have conducted secondary analysis of Citizenship Survey data within our on-going formative evaluation¹. We are currently interrogating Citizenship Survey data to inform the design of our future youth volunteering programmes.

1.5. We also replicate the Citizenship Survey volunteering questions in our own internal research projects to benchmark our volunteering rates against the national average. For example *'Young people speak out: attitudes and perceptions to full time volunteering'* (2009) vipsos mori². The Citizenship Survey volunteering questions provide a comprehensive and accurate measures of volunteer in comparison to other survey questions on volunteering (particularly the pre-volunteering question on involvement in groups, organisations and activities)

1.6. We collect individualised monitoring data from young people participating in our volunteering programmes and are piloting the collection of individual level data from community beneficiaries of our volunteering activity. We intend to compare this data against many of the topic areas detailed above. This will provide us with insight into our programme performance in terms of boosting national average.

1.7. We currently use the data to interrogate activity on a national level. In the future we intend to use the data to interrogate activity on a regional and local level. We also utilise research conducted by other agencies, such as the National Council for Voluntary Organisations, Institute of Volunteering Research and National Centre for Social Research. In the majority of instances they have used the Citizenship Survey data in their own analyses.

1.8. Finally, we use the survey findings within our media activity to raise the profile of volunteering.

d. The current frequency of the survey and your need for time series

1.9. An annual survey is our preference. The shift from biennial to annual in 2007 is a clear indication of the added value provided by an annual survey. The current data set allows interrogation of Citizenship over a ten year period.

1.10. As we enter into an exciting new policy direction through the Big Society it is imperative that a time series continues to demonstrate the impact of this change in policy approach. Without the Citizenship Survey or an equivalent, it will be impossible to analyse the

¹ Formative evaluation of v, The National Young Volunteers' Service Interim Report, National Centre for Social Research (May 2010) pp16-18, 91 - 108

² http://vinspired.com/uploads/admin_assets/datas/9/original/Young_People_Speak_Out.pdf

impact of the Big Society agenda. As a minimum the survey should be continued on a biennial basis.

e. What geographical level analysis you require

- 1.11. Our preference would be the ability to analyse data on a local authority basis. As a minimum the survey should allow regional analysis.

f. Which sample boosts you utilise and require (if any)

- 1.12. With the introduction of the National Citizens Service a boost of young people would be welcomed.

g. Which outputs you find most useful, and why

- 1.13. Crucially the survey has not only enabled us to build an understanding of current trends, but it is a core component to our ambition to meet the aims and objectives of the Big Society and understand the impact of our activities in relation to this new policy direction.
- 1.14. The measure of informal volunteering is particularly useful enabling analysis of the characteristics of volunteers to consider how we could encourage more people (with pro volunteering behaviour) to become involved on a more regular basis.
- 1.15. The survey provides some information about barriers to volunteering, how people found out about volunteering opportunities and what people think they get from volunteering (e.g. satisfaction, increased skills). Our analysis includes the key findings from these additional questions for young volunteers.
- 1.16. We utilise the demographic data to understand the profile of young volunteers and assess which groups are less likely to participate and design targeted programmes to encourage them to engage.
- 1.17. The data on community enables us to understand whether levels of participation in volunteering have a bearing on how connected people feel to their communities.
- 1.18. We are also able to determine their engagement in politics, local affairs and their propensity to engage in activities such as being a school governor or a special constable. This is increasingly important in responding to policy objectives that centre around supporting people to become active citizens.

h. What level of precision you require for these estimates

- 1.19. The current significance of data is suitable for us to examine national trends but is not sufficient to measure change generated by our activity. For example, if v engaged 200,000 additional young people into volunteering each year this would translate to a 3%³ change in the proportion of young people volunteering. The current Citizenship Survey cannot detect this small level of change over one year amongst the current achieved

³ Based on Mid-2006 Population Estimates for England, ONS; 6,711,000 people aged 16 to 25 years. Therefore 200,000 people is equivalent to 3% of the population in this age group.

sample of 16 to 25 year olds (around 750 respondents). A boost of the young people sample size would significantly increase the precision of this level of impact analysis.

2. What are the implications of stopping the Citizenship Survey?

a. What would be the impact to you if Citizenship Survey data are no longer available?

2.1 v recently conducted an extensive consultation with the youth, policy, and research sectors (Appendix A) including over 37 professionals and 16 young people on measuring the impacts of volunteering for a longitudinal scoping study.

2.2 This consultation confirmed the following:

- support for a national picture of volunteering and the limitations of alternative approaches including self-reported and project based
- large sample sizes are critically important and this would be lost if the Survey was discontinued
- the need to compare of behaviours between different groups
- a need for longitudinal data on volunteering

2.3 The scope for developing evidence-based volunteering policy would be reduced. For example the Government has previously used the findings of the survey to make policy decisions. Results identified that people with limiting long term illness, no formal qualifications and certain BAME groups were under-represented in volunteering. The Government subsequently invested in Goldstar, Access to Volunteering and Volunteering for All⁴

3. What are the alternatives to the Citizenship Survey?

a. What other sources of data on topics that the Survey covers do you, could you, use instead?

3.1 There is currently no other survey that provides this detailed analysis. However if the Citizenship Survey is to be stopped we would like to see the improvement of volunteering questions in other national surveys e.g. Understanding Society. We would like to ensure we are able to accurately measure volunteering including formal and informal activities, and frequency. v recently published a scoping study looking at this issue in more depth (Hill & Stevens (2010) Measuring the Impossible v/Institute for Volunteering Research).

b. Would data of a less stringent quality (e.g. collected through quota sampling) be of good enough quality for your purposes?

3.2 The robust design and methodology behind the survey have ensured that the findings can be used with confidence in the design of programmes, deployment of funds and development of policy. Lower quality data would be less helpful for our future work.

c. In the absence of the Citizenship Survey, how could the Department help with access to other sources of similar data?

⁴http://webarchive.nationalarchives.gov.uk/20100416132449/http://cabinetoffice.gov.uk/third_sector/volunteering.aspx

3.3 Possible cost saving measures could include:

- Adjusting the length of the survey by simplifying the questions. Measuring participation at a local level: what you ask for is what you get! Gilbertson and Wilson, (Centre for Regional Economic and Social Research) 20105.
- Improving the volunteering questions in existing surveys. Understanding Society has a sample size of 40,000 household and 15,000 young people
- Amending the citizenship survey methodology– could the process be conducted online to reduce cost? v has significant experience of using the same questions online to yield similar levels of responses. We can provide examples of this where required.

4. What are your views on questionnaire content?

a. Which questions currently included in the 2010/11 Citizenship Survey are essential for your needs?

4.1 Questions are listed by section and in order of section preference in Appendix B.

5. Do you have any other comments?

a. Do you have any further comments on plans for the future of the Citizenship Survey?

5.1 The survey should serve as a cornerstone to the Government's commitment to enhancing the levels of civic engagement and volunteering through the Big Society. This is a landmark shift in third sector policy and the Citizenship Survey is the only mechanism through which we can chart the impact of this new approach to public and third sector service provision.

5.2 We are also in the middle of a significant global economic crisis and it is essential to chart the effect that this substantial environmental factor has on active citizenship.

5.3 At such a time we should be consulting on how we can improve the Citizenship Survey not whether we should retain it.

If you have any questions regarding v's response, please contact Tiger de Souza, 020 7960 7040 / 07825 597851, tiger@vinspired.com

v, The National Young Volunteers Service, 5th Floor Dean Bradley House, Horseferry Road, London, SW1P 2AF

⁵ <http://www.ivr.org.uk/NR/rdonlyres/660458CF-62E6-4860-BC9B-6C1E1EB79300/0/GilbertsonandWilsonMeasuringparticipationatlocallevel.pdf>, p3

Appendix A: Organisations that participated in longitudinal investigation

- ABT Associates
- Birkbeck, University of London
- Breslin Public Policy Limited
- BTCV
- Centre for Longitudinal Studies
- Changemakers
- Citizenship Foundation
- Citizenship Foundation)
- City Year
- CSV
- Demos)
- Diana Awards
- Gulbenkian Foundation
- Institute for Employment Studies
- Institute for Social and Economic Research (University of Essex)
- Institute for Volunteering Research
- Longitudinal Study Young People in England
- National Association of Clubs for Young People
- National Centre for Social Research
- National Co-ordinating Centre for Public Engagement
- NCVO
- New Economics Foundation
- New Philanthropy Capital
- Project Scotland
- Raleigh
- Third Sector Research Centre (University of Southampton)
- TimeBank
- University of Central Lancashire
- Volunteering England
- VSO
- YouthNet

Appendix B: Essential Questions

SECTION 5: VOLUNTEERING

Flntro1

I'd like you to think about any groups, clubs or organisations that you've been involved with during the last 12 months. That's anything you've taken part in, supported, or that you've helped in any way, either on your own or with others.

Flntro2

In a moment I'll give you some cards. Please pick out the ones which best describe any groups, clubs or organisations you've taken part in, supported or helped over the last 12 months. On each card are some examples, although what you do may not be on the cards.

FUnPd

In the last 12 months, that is, since [date], have you given unpaid help to [the group, club or organisation/any of the groups, clubs or organisations] you've just mentioned in any of the ways shown on this card?

FUnOft

And over the last 12 months, how often have you done something to help [this/these] group(s), club(s) or organisation(s).

FUnHrs

Now just thinking about the past **4 weeks**. Approximately how many **hours** have you spent helping [this/these] [group/groups] in the past 4 weeks?

FIndGpA

How did you find out about opportunities to give unpaid help to [this/these] [group/groups]

FIndGpO

In what other way did you find out?

MxFVol

Now thinking about the unpaid help you've given as part of a group, club or organisation in the last 12 months. How often, if at all have you mixed with people from different ethnic or religious groups to yourself as part of this?

VolBen

People do unpaid work or give help to all kinds of groups for all kinds of reasons.

Thinking about all the groups, clubs or organisations you have helped over the last 12 months, did you start helping them for any of the reasons on this card?

VolSatF

People do unpaid work or give help to all kinds of groups for all kinds of reasons and also get different kinds of satisfaction from it. Thinking about the things that you do for all of the groups, clubs or organisations you have helped in the last year, would you tell me which of the things on this card are most important to you?

GEmpVol

Some employers have schemes for employees to help with community projects, voluntary or charity organisations, or to give money. Does your employer offer anything of this sort?

GDoEmpl

And can I just check, have **you** participated in any activities of this sort that were encouraged by your employer, in the **last 12 months**?

GOften

And about how often have you done this kind of thing **over the last 12 months**?

BVLon

(1) Looking at this card you've said that during the last 12 months you have not done any of these things for any groups, clubs or organisations. Have you done any of these things – **unpaid – longer than 12 months ago**?

(2) You said earlier that you have not been involved with any groups, clubs or organisations in the last 12 months. Looking at this card, have you done any of these things - **unpaid** - for a group, club or organisation you may have been involved with **longer than 12 months ago**?

BVHelp

(1) You said earlier that you help group(s)/ club(s)/organisation(s) occasionally, that is less than once a month. Do you ever feel that you would like to spend any more time helping groups, clubs or organisations, or not?

(2) You said earlier that you help group(s)/club(s)/organisation(s). Do you ever feel that you would like to spend any more time helping groups, clubs or organisations, or not?

(3) Do you ever feel that you would like to spend any time helping groups, clubs or organisations, or not?

VBarr

(1) On this card are some reasons people have given about why they don't give unpaid help to groups, clubs or organisations. Which, if any, of these are reasons why you don't give unpaid help to groups, clubs or organisations?

(2) On this card are some reasons people have given about why they don't give unpaid help to groups, clubs or organisations. Which, if any, of these are reasons why you have not given unpaid help to groups, clubs or organisations in the last 12 months?

(3) On this card are some reasons people have given about why they don't give unpaid help to groups, clubs or organisations. Which, if any, of these are reasons why you don't give unpaid help to groups, clubs or organisations more regularly?

VBarOth

What is the other reason?

IHlp

In the last 12 months, that is, since [date], have you done any of these things, **unpaid**, for someone who was **not a relative**?

IHlpOft

Over the past 12 months, that is, since [date], about how often have you done this kind of thing/all the things you have mentioned?

IHlpHrs

Now just thinking about the **past 4 weeks**. Approximately how many **hours** have you spent doing this in the past 4 weeks?

MxIVol

Now thinking about the unpaid help you've given as an individual in the last 12 months. How often, if at all, have you mixed with people from different ethnic or religious groups to yourself as part of this. Please think about all of the people you mix with as part of this activity?

GGroup

In the past 4 weeks, have you given any money to charity in any of the ways shown on this card or through any other method? Please **exclude** donating goods or prizes.

GivOth

What other method or methods have you given by?

GivAmt

About how much in total have you given to charity **in the last 4 weeks**?

SECTION 1: DEMOGRAPHICS

Sex

Agelf

What was your age last birthday?

Ethnic

Please could you look at this card and tell me which of these best describes your ethnic group?

EthOth1-5

How would you describe your ethnic group?

DworkA

Can I just check, do you have a paid job?

DWorkA1

Are you working as an employee or are you self-employed?

DworkB

Have you had a paid job as an employee in the last **five** years?

DworkC

Have you looked for work as an employee at any time in the last five years?

SECTION 15: DEMOGRAPHICS PART 2

I'd now like to ask you some questions about your circumstances.

GHealth

How is your health in general?

DIII

[*] Do you have any long-standing illness, disability or infirmity? By long-standing I mean anything that has troubled you over a period of time or that is likely to affect you over a period of time?

DIII2

[*] Does the illness or disability limit your activities in any way?

RCare

And do you have any caring responsibilities for a member of your immediate family or a close relative outside of your household (who has any long-standing illness, disability or infirmity)?

SId

Which of the options on this card best describes how you think of yourself?

Employment Status

Elntro1

I'm now going to ask you some questions about your work and employment.

Wrking

Did you do any paid work in the 7 days ending Sunday the [date last Sunday], either as an employee or as self-employed?

SchemeT

Were you on a government scheme for employment training in that week (ending Sunday the [date last Sunday])?

JbAway

Did you have a job or business you were away from in that week (ending Sunday the [date last Sunday]) and that you expect to return to?

OwnBus

Did you do any UNPAID work in that week (ending Sunday the [date last Sunday]) for any business that you own?

RelBus

...or (any UNPAID work for a business) that a relative owns?

Looked

Thinking of the FOUR WEEKS ending Sunday the [date last Sunday], were you looking for any kind of paid work or a place on a government training scheme at any time in those 4 weeks?

StartJ

If a job or a place on a government training scheme had been available in the week ending Sunday the [date last Sunday], would you have been able to start within 2 weeks?

LKTime

How long ^LILOTxt1 looking for paid work/a place on a government scheme?

Whynlk

What was the main reason you did not look for work in the last 4 weeks?

Whynsrt

What was the MAIN reason you would not have been able to start work within two weeks?

Infstud

Are you a full-time student at college or university?

EverWk

Have you EVER had a paid job, apart from casual or holiday work (or the job you are waiting to begin)?

LeavWk

When did you leave your last PAID job?

OcOrg

Which of the types of organisation on this card [do/did] you work for?

FtPtWk

In your (main) job [are/were] you working:

(1) full time (30+ hours a week)

(2) or part time (less than 30 hours per week)?

Usuhr

Thinking of your (main) job/ business, how many hours per week do you usually work - please exclude mealbreaks and overtime?

Ifpqual

Do you have any qualifications....

IfEqual

Do you have any of the qualifications on this card?

Edqual

Starting from the top of this list, please look down the list of qualifications and tell me the number of the first one you come to that you have passed.

Worchal

To what extent do you agree or disagree with the following statement:

I can do a more challenging job than the one I am doing now.

SkiQual

Thinking about your current employment would you say that your job fully uses your skills [and qualifications]...

ChoPref

You said that your job [only partly uses/does not use] your skills [and qualifications]. Is this **out of choice**, or **would you prefer** to find a job which fully uses your skills [and qualifications]?

HapSki

How happy or unhappy are you that you are not fully using your skills [and qualifications]?

IncomeX

Please could you look at this card and tell me the letter of the group which represents your total PERSONAL income in the last 12 months, before any deductions for tax, etc. Please include income from earnings, self employment, benefits, pensions, and interest from savings.

IncomeP

And now could you tell me the letter of the group which represents your partner's total income in the last 12 months, before any deductions for tax, etc.

FinHap

In the last 12 months, have any of these things happened to you [or someone in your household]? Please read out the letter or letters that apply.

FinRec

You have probably heard people talk about the current recession or economic downturn. Would you say that [the change that you mentioned is / any of the things you mentioned are] as a result of the current economic situation? Which ones?

FinCirc

And do you think that your [household's/personal] financial circumstances will improve, stay the same or get worse over the next 12 months? IF IMPROVE: Do you think your circumstances will improve a little or a lot?

IF GET WORSE: Do you think your circumstances will get a little worse or a lot worse?

SECTION 4: INFLUENCING POLITICAL DECISIONS

AND LOCAL AFFAIRS

PActUK

In the last 12 months, that is since [date], have you contacted any of the people listed on the card?

PRally

And in the last 12 months, have you

- (1) attended a public meeting or rally,
- (2) taken part in a public demonstration or protest,
- (3) or, signed a petition?
- (4) None of the above

POften

And over the last 12 months, how often have you done [this kind of thing/**all** of the things you've just mentioned]?

PConsul

In the last 12 months, that is since [date], have you taken part in a consultation about local services or problems in your local area in any of the ways listed on this card?

PConOft

And about how often **over the last 12 months** (since [date]) have you done this kind of thing/all the things you have mentioned?

PIntro2

Now thinking about whether you can influence decisions. Please look at this card and tell me whether you agree or disagree with the following statements.

PAffLoc

[*]Firstly, do you agree or disagree that you can influence decisions affecting your local area?

PInfl

How important is it for **you personally** to feel that you can influence decisions in your local area?

PCSat

Generally speaking, would you like to be more involved in the decisions your Council makes which affect your local area?

PIfHow

If you wanted to influence decisions in your local area **how** would you go about it?

PIfEas

On this card are some things people have said would make it easier for them to influence decisions in their local area. Which, if any, of these might make it easier for **you** to influence decisions in your local area?

PifEasO

What else would make it easier?

PTrust

I'd now like to ask you how you view other people. Generally speaking, would you say that most people can be trusted, or that you can't be too careful in dealing with people?

SECTION 6: OBJECTIVE EMPOWERMENT

CivAct1

In the last 12 months, that is since [date] have you done any of the things listed on this card? Please include any activities you have already told me about. Please do not include any activities related to your job.

CivFolA

Looking at the card, would you be interested in doing any of these things [IF ANY CODED AT CivAct1: that you don't already do]?

CivFolB

Which ones?

CivAct2

And again in the last 12 months, that is since [date] have you been a member of any of the groups listed on this card? Please include any activities you have already told me about. Please do not include any activities related to your job.

CivMot

People get involved for all kinds of reasons. Thinking about all the things you have mentioned, why did you get involved? Please choose your answer from this card.

CivGn

People get involved for all kinds of reasons and they also get different kinds of satisfaction from it. Thinking about everything you have done in the last 12 months, would you tell me which of the things on this card are most important to you?

SECTION 9: RIGHTS AND RESPONSIBILITIES

RRintr2

Now I would like you to think about the responsibilities of people living in the UK. I mean the things that all people are obliged to do.

Respa

On this card are things which some people feel **should** be the responsibilities of **every person** living in the UK. Which, if any, do **you** feel **should** be the responsibilities of everyone living in the UK?

Volunteer Centre Broxbourne and East Herts

The survey provides fundamental information used to support funding applications, understanding of – demographic information is used to show how we are reaching particular groups, the demography, geography and economic information supports more local information collected about the services we provide. Most particularly the volunteering information provides us with supporting information which in turn is used to inform stakeholders.

It would be difficult to see whether the Big Society is working, where it is working, where more needs to be done without the survey.

There is a link to the recent survey by BIS – Skills For Sustainable Growth, October 2010, around training in priority areas and adult and community learning, how will we properly understand where these priority areas are without the survey data?

In the absence of the survey in its current form could a national organisation like Volunteering England work with its network of Volunteer Centres across the country to gather the data? Would it cost less? Is it feasible?

Kind regards

XXXXXX



Director
Silverline House
1-3 Albury Grove Road
Cheshunt
Herts EN8 8NS



About Volunteering England

Volunteering England is a national volunteering membership charity with over 2,000 member organisations from the public, private and voluntary and community sectors. Our work links research, policy, innovation, good practice and grant-making in the involvement of volunteers. We are committed to supporting, enabling and celebrating volunteering in all its diversity.

Volunteering England is a leading provider of good practice information, advice and training to volunteer-involving organisations big and small. We focus on providing practical tools that organisations and groups can use themselves.

The Institute for Volunteering Research (IVR) is a specialist research and consultancy agency on volunteering and voluntary action. It is an initiative of Volunteering England. Since its inception in 1997, IVR has established itself as one of the leading authorities on volunteering in the UK and internationally. One of the strengths of IVR is that it was set up in partnership between Volunteering England and the Centre for Institutional Studies at the University of East London. A new research partnership with Birkbeck College, University of London has recently been formed. This unique partnership will continue to ensure that the research carried out by IVR is both academically robust and grounded in the wider policy and practice contexts. IVR has both an expertise in a variety of research techniques, and strong grounding in the policy and practice issues facing the volunteering movement.

Overview of the response to the consultation

Volunteering England and the Institute for Volunteering Research have very serious concerns over the Department for Communities and Local Government's stated intention to cancel the Citizenship Survey. The survey provides the most regular and reliable data on volunteering in England over time. Our concerns surrounding the cancellation of the survey are two-fold. Firstly, there are no alternative data sources where such regular and reliable data can be found. Secondly, without such regular and reliable data the ability of government and the volunteering movement to improve policy and practice in volunteering will be undermined.

We would endorse the comments from Baroness Neuberger, who chaired the Commission on the Future of Volunteering in 2007, in the recent debate on active citizenship in the House of Lords about the importance of the Citizenship Survey for the future development of volunteering.

Baroness Neuberger said, *"It is with growing dismay that I heard that the Department for Communities and Local Government has launched a consultation outlining its intention to cancel the citizenship survey, which provides by far the most rigorous, regular and reliable data on citizen engagement-specifically, on volunteering-in England. The citizenship survey provides a foundation for a huge amount of work on volunteering and active citizenship, and we need it."*

A unique source of data on volunteering

The survey collects large scale, annual and systematic data on volunteering, which is of unique reliability and regularity. The value lies in the sophistication of the questions asked on volunteering which accurately capture the full extent of volunteering in all of its diversity. A series of questions prompt the respondent to recall different contexts in which they may have carried out voluntary activities. Respondents are then asked if they have carried out a wide range of activities (which we would define as volunteering but which they may not e.g. sports coaching). By focusing on different activities rather than asking directly whether or not they volunteer, recorded rates of volunteering are much more accurate. For example, the Citizenship Survey gives the rate of regular formal volunteering at above 25% in England whereas the British Household Panel Survey (which uses a far more basic question) gives the rate at approximately 10%. Significantly, the survey is the only such data set which also effectively captures *informal* volunteering rates. The Citizenship Survey is the only data set which regularly and accurately captures volunteering in all its diversity.

The survey also collects a range of valuable data on who volunteers, what they do, individuals' motivations to volunteer and the benefits they gain from it. It also picks up on issues in volunteer management, the barriers to volunteering and how to overcome them. The loss of this data would exacerbate the loss of data caused by the decision to cancel the Place Survey, which contained data at local authority level on volunteering rates in England.

An essential tool for policy and practice

Research is fundamental to the formulation of robust policy. Government's ambition to encourage volunteering and social action will require evidence-based policies, backed up by reliable data. Without the continuation of the Citizenship Survey it will be difficult to explore the effects of government's policies on the levels and nature of civic engagement, so central to the Big Society.

Volunteering England (and its members) use the Citizenship Survey in almost all aspects of our policy, practice and research. The data offers an informed foundation for our advice, information and good practice work, providing answers to key questions such as who volunteers and why, how people get involved and the barriers to participation. Such information has proved invaluable in terms of shaping advice and guidance to organisations on the best ways of engaging people in volunteering from a wide variety of different backgrounds. The lack of such a reliable and robust data source will impact negatively on the development of good practice.

We acknowledge the government's intention to reduce the budget deficit but believe that the cessation of the Citizenship Survey will undermine its ambitions for the Big Society. We would welcome the chance to discuss our concerns further with the Department and explore options for how the survey could be continued whilst also contributing to cost savings, for example, by moving to a biennial cycle or prioritising certain questions.

Please see our consultation response overleaf for more detail.

Question 1: What are your current uses of the Citizenship Survey?

How do you use the Citizenship Survey data?

a. The topic areas you find most useful

The topic area which has the most pressing importance to our work is the volunteering module. Primarily we use the data on formal volunteering but we also greatly value the data around informal volunteering (as this is ignored by other major surveys). The data provided by this module is used in almost every aspect of our work. It provides a foundation upon which our practice, policy and research is built. We also explore the relationships between the volunteering module and other modules such as charitable giving and influencing political decisions and local affairs.

The data is also used by Volunteer Centres, volunteer-involving organisations and researchers in universities and the voluntary sector. The reliable and regular data provided by the study is essential in allowing government and the volunteering movement to improve policy and practice in volunteering.

b. The analysis you need to undertake

We undertake a range of analysis on the data:

- The data offers answers to a range of central questions: How many people volunteer? How much do people volunteer? Who volunteers (age, gender, ethnicity etc)? What volunteers do? How people find out about volunteering? Why people volunteer? Why people don't volunteer? What would encourage non-volunteers to volunteer?
- We track trends in the answers to these questions over the short, medium and long terms. The evidence base built up over the last decade of the survey provides invaluable trend data. The cancellation of the survey will devalue the existing data set.
- We carry out secondary level analysis on the data to explore correlations between different data sets e.g. whether there is a correlation between volunteering and people's views on their local community.

c. The purpose for which you currently use Citizenship Survey data

- At Volunteering England we use the data on volunteering to track and inform almost every aspect of our work. This could be around volunteering in specific sectors such as sports or social care, particular types of volunteering such as Employer Supported Volunteering (ESV) or particular types of volunteers such as students. The data provides baseline data around all of these areas and many more.

- The data contained within the Citizenship Survey also directly affects much of our policy and practice of volunteering. Such information has proved invaluable in terms of shaping advice and guidance to organisations on the best ways of engaging people in volunteering from a wide variety of different backgrounds.
- The Institute for Volunteering Research (IVR), a research initiative of Volunteering England with its own independent advisory group, also uses the Citizenship Survey data as a guide for new research areas. The data can often highlight trends, which have been used to inform successful project applications, think pieces and academic articles on topics such as 'new forms of volunteering' or ESV.

Some examples of key insights we have gained from the Citizenship Survey data:

- Data from the Citizenship Survey has provided invaluable evidence of volunteering rates throughout the recession. This demonstrates very well the importance of regular and reliable data from the Citizenship Survey as opposed to mere anecdotal evidence. Across the volunteering sector there have been anecdotal reports of volunteering increasing dramatically during the recession yet the figures in the Citizenship Survey have shown no increase over the period of the recession. This clearly has important impacts on our understanding of the dynamics of the recession and volunteering and can therefore significantly impact on the design of policy and practice.
- Promoting the diversity and inclusivity of volunteering is central to our organisational values. The Citizenship Survey data provides invaluable data on those groups who have lower rates of volunteering than other groups. It becomes clear that the volunteering movement has much work to do to encourage the involvement of certain groups such as those out of employment, those who identify themselves as disabled and certain age groups. However, the true value of the large, systematic sample offered by the Citizenship Survey is that it allows for multivariate analysis to isolate those factors which are predictors of volunteering and those which merely coincide with predictors of volunteering. The most recent multivariate analysis shows that ethnicity is, in fact, not a predictor of volunteering rates. Rather it coincides with true predictors such as income, religion and educational attainment. This invaluable insight would not be possible without secondary analysis of data sets such as the Citizenship Survey and helps to debunk anecdotal perceptions of the role of ethnicity in predicting volunteering.
- Secondary analysis of the Citizenship Survey (carried out by the Third Sector Research Centre) has also revealed the existence of a 'civic core'. This shows that 7% of the adult population in England account for around two-thirds of unpaid hours of help given. This insight directly informs volunteer recruitment policies for organisations. The focus over the past decade has been towards increasing numbers of volunteers. However, this insight suggests that to increase the amount of volunteering policymakers and practitioners should

also focus upon increasing the amount of time given by those who volunteer but are not part of the civic core.

- Data from the survey has tracked the significant increase in ESV over the last decade. This has directly influenced Volunteering England's work with corporate partners such as the development of Membership Plus.
- By exploring the links between volunteering and other forms of civic activism (such as charitable giving, involvement in politics etc) we can see that volunteering is positively associated with these other outcomes.

d. The current frequency of the survey and your need for time series

- We welcomed the 2007 move to an annual, rolling data collection. This offers the value of being able to track short term trends in volunteering such as the recession. The loss of annual data would make this type of detailed analysis extremely difficult. However, the previous biennial collection of data provided extremely valuable trending data for more medium and longer term trends in volunteering. We acknowledge the government's intention to make large cuts in public expenditure over the lifetime of the current parliament. This intention must be balanced with the needs of policy and practice to be informed by a strong evidence base. As such we would strongly encourage the consideration of a biennial collection rather than a wholesale cancellation of the survey altogether.
- Without regular (at least biennial) and reliable data on volunteering trending analysis over the medium and long term is not possible. The reliable data provided by the National Surveys of Volunteering (e.g. 1991, 1997, 2007) is too sporadic and irregular to allow for this type of analysis.

e. What geographic level of analysis you require?

- We use the regional breakdown of data to inform our work in the different regions. In particular this data is used by our members, who often work on a regional basis, such as regional networks of Volunteer Centres or regional England Volunteer Development Councils. We would recommend the Citizenship Survey continues to cover all government office regions in England and that the sample size is maintained (a smaller sample would prevent regional analysis).

f. Which sample boosts you utilise and require (if any)?

- The ethnic minority boost is extremely valuable to our work. Analysis of this data helps us to explore the different nature of involvement by different ethnic minority groups – both in terms of the amount of involvement and the nature of involvement.

g. Which outputs you find most useful, and why?

- We utilise both the statistical releases and the more detailed topic reports. We track volunteering rates through the quarterly releases although we usually wait for the full year statistical releases before we carry out any substantial analysis of trends as the full year data set has the largest sample size. The Citizenship Survey: Volunteering and Charitable Giving Topic Report is by far the most valuable output for us. This is used as the basis for the majority of our analysis (which has been discussed in the sections above). We also carry out independent analysis of the data through the UK data archive and the Economic and Social Data Service.

h. What level of precision you require for these estimates?

- The current sample size and level of precision of the data is essential for us to carry out the analysis discussed in the preceding sections. If the data was based on a smaller sample size and had a lower confidence level and a larger confidence interval it would be almost impossible for us to confidently interpret the cross-sectional data and trends over time.
- When the data is broken down to a lower level, for example, by ethnicity, government office region, age or employment status the change that is necessary in order to be statistically significant is even greater. This already makes confident analysis difficult and any reduction in the sample sizes of these groups would make this analysis even more difficult. Any reduction in the sample size would greatly devalue the data.
- The face-to-face methodology of the Citizenship Survey also offers a high response rate (higher than can be gained from alternative data collection methods such as telephone interviews, postal or online surveys). This gives the results greater precision. This face-to-face methodology is also essential in allowing a sophisticated volunteering question to be used, which accurately captures volunteering in all of its diversity. Alternative methods do not allow for this level of sophistication.

Question 2: What are the implications of stopping the Citizenship Survey?

a. What would be the impact to you if Citizenship Survey data are no longer available?

Put simply, the impact of losing the Citizenship Survey data would be a loss of regular and reliable data on volunteering. This would have a direct negative impact upon the research, policy and practice of volunteering by Volunteering England, the volunteering movement and by government. Without this quality of data the volunteering sector and government would be reliant on mere anecdotal data, which is often unreliable and inaccurate.

Question 3: What are the alternatives to the Citizenship Survey?

a. What other sources of data on topics that the Survey covers do you, or could you, use instead?

There are a range of other data sources on volunteering such as:

- National Surveys of Volunteering
- The Place Survey (which has already been discontinued)
- The Active People's Survey
- Survey of Public Attitudes and Behaviours towards the Environment
- The British Household Panel Survey

The data offered by these alternative data sets is inadequate for our needs. With the exception of the National Survey of Volunteering alternative data sets fall significantly short of capturing the full extent of volunteering in all of its diversity either due to the type of question they ask or because they focus on a particular type of volunteering (e.g. sports). Furthermore, alternative data sets do not provide any details beyond the rate of volunteering so the data on the type of activity, type of organisation, informal volunteering, the benefits of volunteering, motivations, barriers etc is not collected.

Only the National Survey of Volunteering and the Citizenship Survey accurately capture the extent and diversity of volunteering in England. The different rates given by different surveys can be dramatic, for example, the British Household Panel Survey gives the rate for regular formal volunteering at approximately 10% whereas the Citizenship Survey places the rate at over 25%. The difference in positive response rate can be accounted for by the different methods used for data capture. The Citizenship Survey (and The National Survey of Volunteering) has a number of unique features, which account for this:

- The formal volunteering question is preceded by a prompt question designed to get people thinking about their participation more generally (e.g. playing team sports or membership of groups)
- This is then followed up with the formal volunteering question which asks people if they do any of a long list of activities. This results in a much higher positive response rate than surveys that directly ask respondents if they 'volunteer' or participate in 'voluntary activity' as many people do not identify themselves as volunteering even though what they do would clearly fit the sector's definition of volunteering e.g. a sports coach.
- This form of questioning is repeated to give as much chance as possible to capture the true extent of formal volunteering.

This type of questioning is resource intensive but it is the only way that the full extent and diversity of volunteering can be accurately captured.

The Citizenship Survey data is superior to the data from the National Survey of Volunteering because the latter is captured irregularly and sporadically (e.g. 1991, 1997, 2007) (see section 1d). Furthermore the 2007 National Survey of Volunteering does not ask any questions on informal volunteering (nor do any other major studies), which appears so central to the Big Society. The Citizenship Survey data demonstrates that this is as prevalent as formal volunteering.

b. Would data of a less stringent quality (e.g. collected through quota sampling) be of good enough quality for your purposes?

No. The level of precision offered by the Citizenship Survey is the minimum that is needed to carry out the analysis we need (for more details please see section 1h). Furthermore if the methodology was altered it would mean that future data could not be compared to existing data. The ability to provide comparable data from a long time series is one of the key advantages of the Citizenship Survey data.

c. In the absence of the Citizenship Survey, how could the Department help with access to other sources of similar data?

There are no other sources of similar reliability and regularity (as discussed in section 3a). The vast majority of other (much less useful) data sets on volunteering already have public access, which is welcomed. However, other than signposting users to these resources it is difficult to see what the Department could do.

Question 4: What are your views on questionnaire content?

- a. **Which questions currently included in the 2010-11 Citizenship Survey are essential for your needs?** See: www.communities.gov.uk/publications/corporate/statistics/citizenshipsurvey201011questions

The volunteering module (section 5) is essential for our needs, however, some questions are more valuable than others and some questions could potentially be moved to a less frequent collection.

- The most important data is gained around the rate of volunteering (% of the population, frequency and the number of hours given). This includes formal and informal volunteering.
- The rest of the volunteering questions are essential for our needs but most of our purposes would be served by a biennial collection.
- We rarely use the questions on charitable giving.

- The demographic data is essential to allow for sub-group analysis of the data.

Question 5: Do you have any other comments?

a. Do you have any further comments on plans for the future of the Citizenship Survey?

The intention to cancel the Citizenship Survey came as a surprise to our organisation. In light of the close alignment between the questions contained in the survey and the hope of the government to encourage civic activism, a commitment to regular and reliable data would seem central to informing and improving the policy and practice of the volunteering movement and the government to achieve these objectives. We acknowledge the intention of the government to reduce the deficit but believe that the cessation of the Citizenship Survey will undermine its ambitions for the Big Society.

Beyond the Big Society agenda, David Cameron has also recently stated his ambition to value and measure the non-economic outputs of society such as well being. A more holistic approach to measuring value in society would be positive, however, the effective measurement of people's perceptions and involvement in their communities should form a central part of this ambition.

We would welcome the chance to discuss our concerns further with your department and explore options for how the survey could be continued whilst also contributing to cost savings, for example, by moving to a biennial cycle or prioritising certain questions.

Walerton and Elgin Community Homes

Cancelling the Citizenship Survey – Communities & Local Government

Measuring happiness and well-being through a new index – Office for National Statistics

Response to consultations from XXXXXXXX

The questions in the Citizenship Survey are an essential tool for ensuring that social policies are evidence based, and for measuring the effectiveness, or otherwise, of Localism and the Big Society. They need to be continued and developed through being incorporated into the new happiness and wellbeing index proposed by the ONS.

A large mutual housing association, Walerton & Elgin Community Homes (WECH), is close to completing a study to measure and explain the impact of empowerment through community ownership on happiness and wellbeing among its population. Citizenship Survey questions are proving to be a vital component for comparing local findings with the national population.
<http://wech.co.uk/images/stories/pdf/Annual-Report2010.pdf>

The approach taken by the WECH study is to combine 'negative' deprivation scores with 'positive' well-being indicators to provide a more rounded assessment of wellbeing and happiness. It is expected that the project will be the first to answer the critical questions posed by the 2008 White Paper and Annexes on community empowerment, that demanded evidence for positive impacts and an explanation of the causal chain that leads from empowerment to greater happiness and wellbeing.

Professor Ambrose of Sussex University has obtained the WECH data (attached), and now Dr Satsangi of Stirling University is comparing these results with external data sets (final report expected January 2011).

Dr Satsangi will be making comparisons at national and regional levels; with similar profile communities where there is no special history of empowerment; and with neighbourhoods where land and buildings have been transferred into local and mutual ownership. A further dimension aims to compare the WECH data with data from communities who have taken ownership of their assets as a consequence of land reform in Scotland.

The project anticipates the decision by the Prime Minister for the ONS to devise advanced indices for measuring wellbeing and happiness. Already, its first phase has provided hard and significant evidence that supports the Government's emerging policies to empower communities through asset transfer.

In order to make the comparisons needed to reveal the significance of the findings, the WECH study incorporated five questions from the Citizenship Survey.

Initial comparison of the Citizenship Survey and WECH data (collected during 2010) for the first three of these questions is set out below.

Set alongside the other significant results from the WECH findings, it suggests that, despite high levels of individual poverty and deprivation, the scale of wellbeing arising from empowerment through community ownership is not just detectable, but is statistically much higher than might have been expected.

Thinking about your local area, how strongly do you feel you belong here?	WECH responses %	National responses %
Very strongly	52	34
Fairly strongly	38	41
Not very strongly	7	18
Not at all strongly	3	7

To what extent do you agree that people in this neighbourhood should pull together to improve the neighbourhood?	WECH responses %	National responses %
Definitely agree	66	19
Tend to agree	30	48
Tend to disagree	3	22
Definitely disagree	1	11

Do you agree or disagree that you can influence decisions affecting your local area?	WECH responses %	National responses %
Definitely agree	21	8
Tend to agree	41	34
Tend to disagree	27	36
Definitely disagree	11	22

It is likely, therefore, that alongside the causal chain explanation provided by Professor Ambrose's work, the systematic comparison Dr Satsangi is due to publish next year will contain authoritative proof that community ownership increases wellbeing and happiness by empowering people to have greater control over their circumstances and surroundings.

It can thus be appreciated that Citizenship Survey questions have played an important role in enabling WECH to pioneer the UK happiness and wellbeing index being consulted on by the ONS.

Cancel the Citizenship Survey if you will, but please ensure that the new ONS Index, instructed by the Prime Minister, includes questions from the Citizenship Survey that make it possible to measure the impact of Localism and the Big Society on a continuous basis, going back as well as forward in time.

If the Government is to measure the impact of its policies effectively it needs to maintain continuity with the questions, as well as develop these over time to reflect developments in social science and changing policy emphasis.

The current frequency of data collection should also be maintained: regular quarterly polling enables a close time-fit with other studies and helps improve the accuracy of the survey over time.

The size and geographical spread of the sample should be increased.

It would be helpful if the data could be made available at regional and sub-regional levels.

CLG and the ONS should give special consideration to the relationship between the Citizenship Survey and/ or UK Happiness Index with the Census and with the General Household Survey.

XXXXXXXX

30 November 2010

Welsh Assembly Government

The Future of the Citizenship Survey

Consultation response for the Welsh Assembly Government (WAG)

The Welsh Assembly Government would strongly support the continuation of the Citizenship Survey. The survey covers topics of great importance to our work, both individually and in combination, and provides evidence in support of programmes, in particular, around the Community Cohesion agenda and the Equality Measurement Framework in Wales. In addition to the data collected in Wales, the England data are also valuable in helping identify issues for smaller population groups in Wales.

1.1.1 Question 1: What are your current uses of the Citizenship Survey?

1.1.2 How do you use the Citizenship Survey data? Please provide information on:

a. the topic areas you find most useful.

The key topics with strong policy drivers are:

- Social cohesion, inclusion and capital, including 'identity and social networks' question set; and
- Volunteering and social participation, including questions on influencing local decisionmaking;
- Equalities topics, including race, religion and sexual identity.

In order to both monitor and research the possible impacts of the recession, particularly on social cohesion, data from the survey is likely to be particularly important now and over the next few years.

b. the analysis you need to undertake.

Current analytical uses include:

- Triangulation between data sources;
- Comparative analysis between England and Wales, for example on topics such as social cohesion, volunteering and sexual identity.
- Time series analysis on topics such as social cohesion, volunteering and sexual identity.

As noted above, analysis to explore the possible impacts of the recession is likely to be key now and over the next few years.

In addition, WAG analysts are currently commissioning the following studies using Citizenship Survey data:

- Public Sentiments Towards Immigrants and Minorities, a comparative analysis of data from the Citizenship Survey and the European Social Survey;
- Community Resilience and Wellbeing in Wales: A Multilevel Analysis of the 2007 and 2009 Citizenship Survey;
- The Evaluation of the Community Cohesion Strategy for Wales (ongoing 2010-2012).

While cancellation of the 2010 survey would not directly effect the completion of the first two of these studies, it would preclude similar research in future, including the repetition of these analyses in order to examine trends over time.

For the Evaluation of the Community Cohesion Strategy for Wales, the Citizenship Survey is a key data source, particularly in enabling comparisons between England and Wales and to allow us to monitor change over time. A cancellation of the Citizenship Survey would therefore seriously threaten WAG's ability to complete this evaluation.

WAG analysts are currently developing a programme of work to maximise the use of existing data. As part of these plans, a combination of Citizenship Survey England data, Wales data and England and Wales data can be used as a basis for modelling, as WAG is already in the process of doing for other UK, GB or England and Wales level surveys. Where a large-scale survey asks a limited number of questions on a topic and a small-scale survey asks a more in-depth set of questions on the same topic, we can use the large-scale survey as a template against which to match the responses from the small-scale survey to allow estimates to be produced relating to smaller population subgroups or lower level geographies than could be provided using the small-scale survey individually.

It should be noted, however, that such plans are at a very early stage of development. Whether validation exercises will demonstrate these techniques to be useful for the topics covered by the Citizenship Survey is by no means certain. We would, therefore, not wish to suggest that we might rely on such techniques to replace primary data collection of the kind represented by the Citizenship Survey. However, were the Citizenship Survey to be collected every two years and if validation studies prove the techniques successful, such work may provide a method of producing estimates for the intervening years.

c. the purpose for which you currently use Citizenship Survey data.

Please see the answer to b, above.

d. the current frequency of the Survey and your need for time series.

As noted above, WAG does require the ability to analyse time series on topics such as social cohesion, volunteering and sexual identity to allow us to monitor the direction of movement in population subgroups as well as to evaluate the success of key policy initiatives. This being the case, WAG's preference would be for the survey to be collected less frequently rather than being cancelled altogether, ruling out the ability to make estimates within calculable confidence intervals.

e. what geographic level analysis you require.

As noted above, WAG uses the data for Wales for multiple purposes (see b, above) but also uses the England data where appropriate (i.e. where we're able to demonstrate that issues do not vary significantly / are not likely to do so between England and Wales, either in terms of the characteristics of the target population or the effect of policy interventions) in order to help identify issues for smaller population groups in Wales.

f. which sample boosts you utilise and require (if any).

WAG currently makes no use of the Ethnic Minority or CYP sample boosts.

g. which outputs you find most useful, and why.

All of the topic reports, even though usually based on English-only data, less often England and Wales, are useful in providing data on issues of policy importance to Welsh Assembly Government. Even though no published data are Wales-level, there are many topics where it is reasonable to infer that Wales-level data would be broadly similar to English or English and Welsh.

h. what level of precision you require for these estimates.

The precision required for most estimates is below plus/minus 2 percentage points at 95% - provided biennially.

1.1.3 Question 2: What are the implications of stopping the Citizenship Survey?

a. What would be the impact to you if Citizenship Survey data are no longer available?

As noted above, the survey provides essential evidence in support of work on the Community Cohesion agenda and the Equality Measurement Framework in Wales. In addition to the data collected for Wales, the England data are valuable in helping identify issues for smaller population groups in Wales.

Also as noted above, the WAG preference would be for the survey to be collected less frequently rather than being cancelled altogether.

1.1.4 Question 3: What are the alternatives to the Citizenship Survey?

a. What other sources of data on topics that the Survey covers do you, or could you, use instead?

There is currently no alternative source of these data for Wales.

WAG is currently developing its National Survey for Wales (NSW); however, even if some of the same topics included in the Citizenship Survey were to be included in the NSW, they would not be covered in anything like the same depth since the NSW is a multi-purpose survey designed to meet data requirements across all WAG policy areas. This does, therefore, leave the Citizenship Survey as the only source for in-depth information on the topics listed under Question 1 a, above.

b. Would data of a less stringent quality (e.g. collected through quota sampling) be of good enough quality for your purposes?

We would need to see more detailed proposals for precisely how quota samples were to be implemented, since some uses are less damaging than others. We do accept the argument that costs must be reduced. However, from experience the level of saving represented by moving to a quota sample is not particularly great in the scheme of survey costs, particularly where sufficient efforts are made to

reduce its impact on representativeness e.g. by making multiple attempts to recruit households.

However, whether potential cost savings would be sufficient is a relatively small issue compared to the potential impacts on the usefulness of the survey of moving to a quota sampling technique. Two issues would be the gravest concerns:

Firstly, a key requirement for surveys such as the Citizenship Survey is the ability to make statistical inference. Where the provision of confidence intervals around estimates is essential, quota sampling is precluded as a method.

Secondly, the potential impact of the use of quota sampling techniques would be likely to be particularly problematic for some of the topics for which the Citizenship Survey collects data, since the kinds of biases created by a convenience sample would mean that responses to questions about social participation, social networks etc would be likely to be particularly badly affected.

Should a proposal to move toward a quota sample be taken forward, we would like to see the establishment of a cross-government working group to ensure the best possible validation and design work went into both the implementation of any new design and the work to demonstrate the extent to which both point estimates and time series could be relied upon.

As noted above, WAG's preference would be to see the survey collected less frequently than to move towards a less robust methodology.

c. In the absence of the Citizenship Survey, how could the Department help with access to other sources of similar data?

1.1.5 We are assuming that by 'Department' you are referring to CLG. It is unlikely that CLG's help would be required in accessing other sources of similar data, should they exist. Either alternatives are not available or the WAG Statistical Directorate would have the ability to access anything CLG can.

1.1.6 Question 4: What are your views on questionnaire content?

a. Which questions currently included in the 2010-11 Citizenship Survey are essential for your needs? See:

www.communities.gov.uk/publications/corporate/statistics/citizenshipsurvey201011questions

1.1.7 Questions on all topics are highly valuable (particularly when using pooled years) in allowing WAG to monitor progress against central policy concerns. Not having the data will make it very hard to monitor conditions relevant to the key topic areas listed in Question 1 a, above. The one exception would be Section 12 (self-identity), where the only question of major interest is the one on 'life satisfaction' but WAG are able to gain insight into this issue from other sources.

1.1.8 Question 5: Do you have any other comments?

a. Do you have any further comments on plans for the future of the Citizenship Survey?

No.

Social Research Division
Welsh Assembly Government
November 2010

Yorkshire and Humber Forum

Subject: In favour of the citizenship survey

If the coalition government wishes to measure the impact of its Big Society agenda it would be wise to proceed with this survey, as it will provide a baseline for measurement of participation over time.

XXXXXX

Development Officer Learning & Skills
Yorkshire & Humber Forum
Suite D10, Joseph's Well
Hanover Walk
LEEDS LS3 1AB

tel: xxxxxxxx

fax: xxxxxxxx

<<http://www.regionalforum.org.uk/>>