



Count of Gypsy and Traveller Caravans - July 2012

- The total number of Gypsy and Traveller caravans in England in July 2012 was approximately 19,400. This is about 700 more than the total in July 2011.
- Approximately 6,800 caravans were on authorised socially-rented sites, an increase of about 200 since the July 2011 count.
- The number of caravans on authorised privately-financed sites was approximately 9,400, an increase of about 1,300 since the July 2011 count.
- The number of caravans on unauthorised developments, on land owned by Gypsies and Travellers, decreased by about 200 between July 2011 and July 2012, to almost 1,800.
- The number of caravans on unauthorised encampments, on land not owned by Gypsies and Travellers, decreased by about 600 between July 2011 and July 2012, to almost 1,400. The 2011 figure included almost 540 at a festival in Essex.
- Overall, the July 2012 count indicated that 84% of Gypsy and Traveller caravans in England were on authorised land and that 16% were on unauthorised land.

6 November 2012

Contents

Headlines	1
Introduction	2
Count of Gypsy and Traveller Caravans	2
New affordable residential pitches	5
Historic data	5
Accompanying tables	6
Data sources	6
Revisions policy	7
Background notes	7
User consultation	7
Further information	7

Responsible statistician:
Andrew Presland

Media Enquiries:

office hours: 0303 444 4206
out of hours: 0303 444 1201
press@communities.gov.uk

Statistical enquiries:

office hours: 0303 444 3510
housing.statistics@communities.gov.uk

Introduction

This official statistical release provides summary information on local counts of Gypsy and Traveller caravans in England. These counts record the number of caravans on both authorised and unauthorised sites across England. They are carried out to provide local data on the number of caravans and the seasonal movement of caravans. This is a vital tool in identifying need for site provision and in tackling unauthorised encampments and developments.

The Count of Gypsy and Traveller Caravans publication is compiled from information submitted by local authorities in England. Local authorities carry out a count of caravans on Gypsy and Traveller sites twice a year, in January and July, providing a snapshot of the number of caravans on the day of the count. Information is collected about caravans on authorised socially-rented sites, authorised privately-funded sites, unauthorised developments (sites on land owned by Gypsies or Travellers for which planning permission had not been granted) and unauthorised encampments (on land not owned by Gypsies or Travellers and which do not have planning permission).

The associated figures are published in four tables:

- Table 1 contains the number of caravans on authorised and unauthorised sites for the last five counts nationally and by local authority area.
- Table 2 contains details of the location and size of Gypsy and Traveller sites operated by local authorities and private registered providers.
- Table 3 provides figures by local authority area for new affordable residential pitches created between July 2011 and July 2012.
- Table 4 gives national totals for the main categories of authorised and unauthorised sites for each count since January 1979.

Data from the count are used by other Government departments, local authorities and essential services to plan service delivery. Collection and publication twice a year is essential to reflect winter residence and summer travelling trends and demands on services. Due to the strong seasonal differences between the January and July counts, all comparisons refer to year-on-year changes. Numbers quoted in this release have been rounded to the nearest 100, given that estimates are made for non-responding local authorities and so quoting precise figures might be regarded as implying a spuriously high level of accuracy.

This Caravan Count statistical release does not include regional totals following the recent consultation on the publication of regional statistics. Further details are given in the Written Ministerial statement of 18 September, which is available at:

www.communities.gov.uk/statements/newsroom/localstatistics.

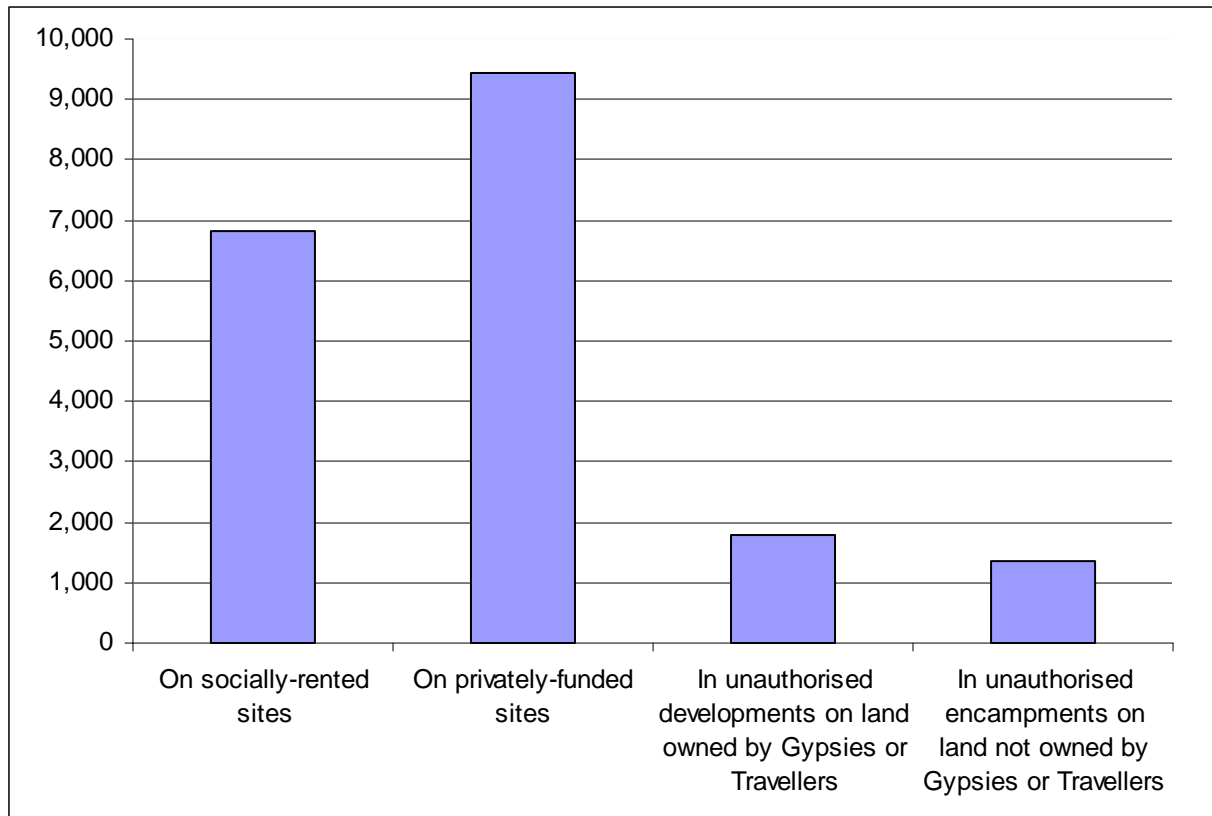
Count of Gypsy and Traveller caravans - England

Total numbers

At the time of the July 2012 count, the total number of Gypsy and Traveller caravans in England was approximately 19,400. Of these, approximately 6,800 (35%) were on socially-rented sites; 9,400 (49%) were on privately-funded sites; 1,800 (9%) were in unauthorised developments on

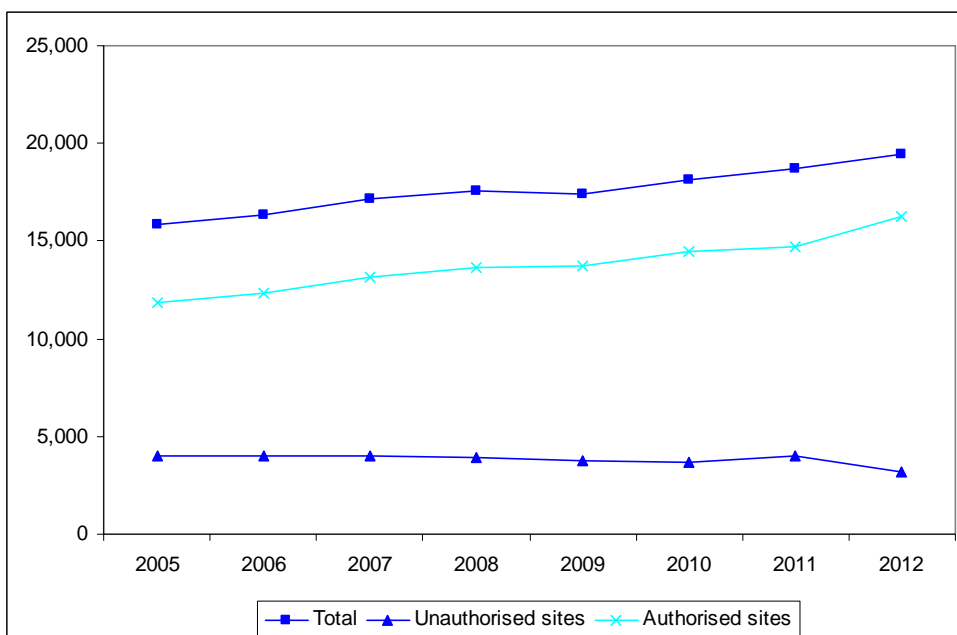
land owned by Gypsies or Travellers; and almost 1,400 (7%) were in unauthorised encampments on land not owned by Gypsies or Travellers. This information is shown in Figure 1.

Figure 1: Total number of caravans in England as at July 2012, by type of site



The total number of Gypsy and Traveller Caravans in England has increased in recent years - by 22% since 2005 - as shown in Figure 2.

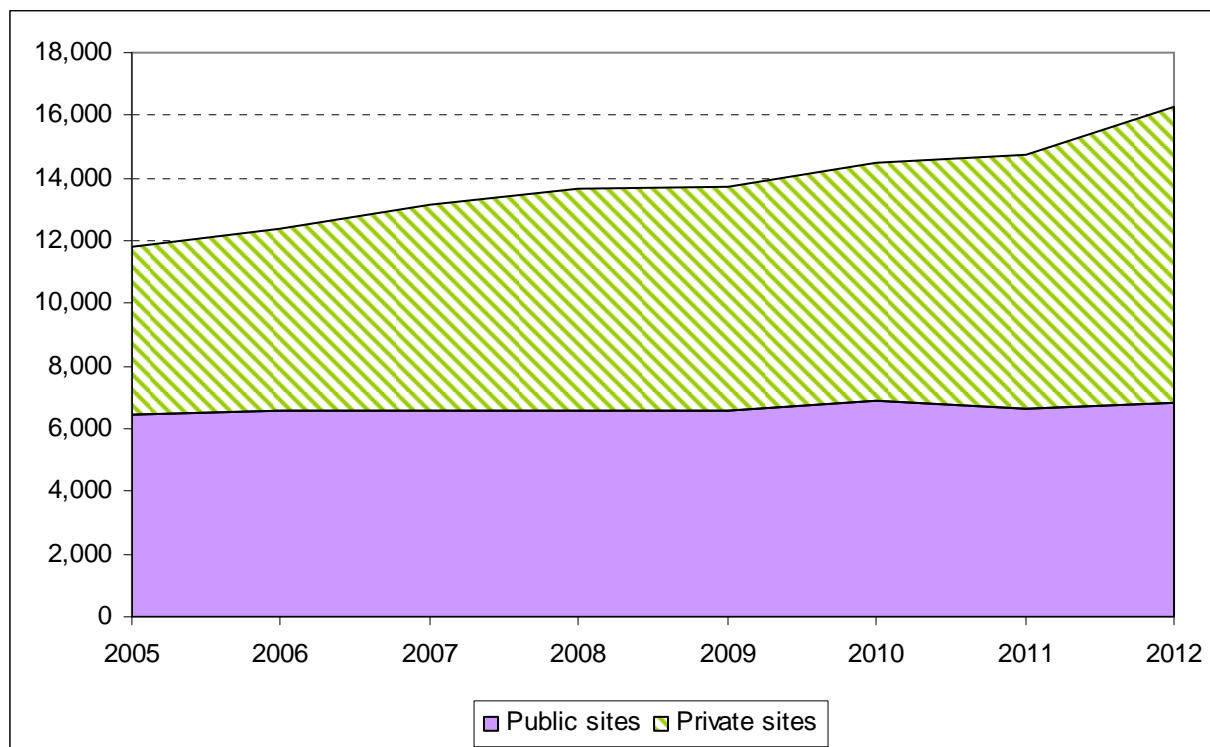
Figure 2: Total number of caravans in England (July counts only)



Numbers on authorised sites

As shown in Figure 3, the number of Gypsy and Traveller caravans on authorised sites in July 2012 was approximately 16,300, comprising approximately 6,800 caravans on socially-rented sites operated by local authorities and registered providers (an increase of about 200 since July 2011) and 9,400 caravans on privately-funded sites, an increase of about 1,300. This therefore represents an overall increase of about 1,500 caravans over the number of caravans on authorised sites in July 2011 and 84% of all Gypsy and Traveller caravans in England.

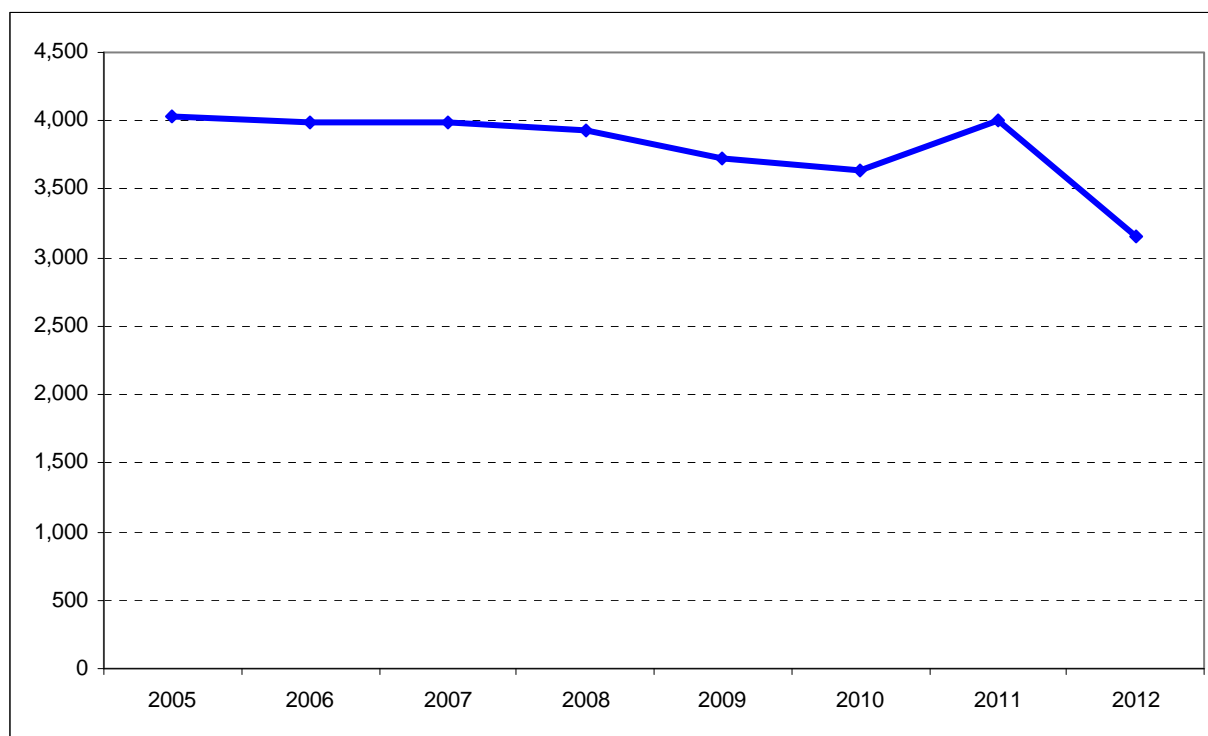
Figure 3: Number of caravans on authorised sites in England (July counts only)



Numbers on unauthorised sites

Approximately 3,200 Gypsy and Traveller caravans were on unauthorised sites in July 2012. This was a decrease of about 800 from July 2011, as shown in Figure 4, although the July 2011 figure included almost 540 at a festival in Essex. Caravans on unauthorised sites accounted for 16% of the overall total, down from 21% in July 2011, continuing a downtrend trend in recent counts.

Figure 4: Number of caravans on unauthorised sites in England (July counts only)



New affordable residential pitches

The July 2012 count was the second July count to include a count of new affordable residential pitches in each local authority area in England. This was done to allow such pitches to be included in the calculation of the New Homes Bonus for individual local authorities. Altogether, local authorities reported that 96 such pitches on socially-rented sites and 88 such pitches on privately-funded sites had been created between July 2011 and July 2012, making 184 such pitches altogether. Details are given in accompanying Table 3, described below. The next count of new affordable residential pitches is expected to take place as part of the July 2013 County of Gypsy and Traveller caravans. More details of the New Homes Bonus are available at www.communities.gov.uk/housing/housingsupply/newhomesbonus/.

Historic data

The Gypsy and Traveller Caravan Count has taken place twice a year since January 1979. National totals from each count of the main categories of authorised and unauthorised sites are given in Table 4. The figures show an increase in the overall total from just over 8,000 caravans in July 1979 to about 19,400 in July 2012.

Accompanying tables

Tables refer to the latest count taken on or around 19 July 2012:

- Table 1: Count of Gypsy and Traveller caravans on authorised and unauthorised sites for the last five counts, nationally and by local authority area;
- Table 2: Location and size of Gypsy and Traveller sites operated by local authorities and private registered providers;
- Table 3: New affordable residential pitches constructed between July 2011 and July 2012; and
- Table 4: National total for the main categories of authorised and unauthorised sites for each count since January 1979.

These tables are available at:

www.communities.gov.uk/publications/corporate/statistics/caravancountjul2012

No count of Travelling Showpeople caravans took place in July 2012. These counts began in January 2011 and now take place once a year. The next one will be carried out in January 2013.

Data sources, definitions, quality and coverage

Local authorities carry out counts of caravans on Gypsy and Traveller sites in England which provide a snapshot of caravans on the day of the count. These take place twice a year, in January and July, to capture information about the number of caravans on:

- authorised public sites – operated by local authorities and private registered providers of social housing, including housing associations, trusts and cooperatives.
- authorised private sites – privately funded sites with planning permission;
- unauthorised developments – sites on land owned by Gypsies and Travellers for which planning permission had not been granted; and
- unauthorised encampments – sites on land not owned by Gypsies and Travellers and which do not have planning permission.

The Count of Gypsy and Traveller Caravans publication is compiled from information submitted by local authorities in England. These data are collated by the Department and undergo a process of scrutiny to ensure that the published Count is as accurate as possible. Any instances of discrepancies identified by our key partners between published data and their local knowledge will be followed-up with local authorities in order to resolve them. The count data are subject to the Pre-Release Access to Official Statistics Order, which means that advance access to the statistics is controlled and publicised (see Background Notes). The number of people granted pre-release access to these statistics is eight.

There is no statutory requirement on local authorities to submit data for the Count of Gypsy and Traveller Caravans, but the majority of local authorities do carry out the count and provide information to the Department, and those that do not are noted in the published tables. In total, 87

per cent of local authorities responded to the Count in July 2012. Where a local authority has not submitted a return for the most recent count, figures for the number of caravans in the area are taken – without adjustment - from the most recent corresponding count for which a completed return has been received (e.g. for the July count, the most recent completed return from a previous July count is used).

Revisions policy

The Department for Communities and Local Government's Revisions Policy has been developed in accordance with the UK Statistics Authority Code of Practice for Official Statistics, available at www.communities.gov.uk/publications/corporate/statisticalnoticerevisionspolicy. The policy covers two types of revisions:

i) Non-Scheduled Revisions

Where a substantial error has occurred as a result of the compilation, imputation or dissemination process, the statistical release, tables and other accompanying releases will be updated with a correction notice as soon as is practical.

ii) Scheduled Revisions

Local authorities can update their returns following publication of the data. At the time of each count the previous returns will be reviewed for revision. Revisions to historic data (all data older than that currently due for scheduled revision) should be made only where there is a substantial revision, such as a change in methodology or definition. Where there are small changes that do not substantially change historic data, internal updates are maintained.

Background notes

1. Details of officials who receive pre-release access to the Count of Gypsy and Traveller caravans up to 24 hours before release can be found at: www.communities.gov.uk/corporate/researchandstatistics/statistics/prereleaseaccess/
2. The next count of Gypsy and Traveller caravans is due to take place on or around 17 January 2013. It will include the third annual count of Travelling Showpeople caravans.

User consultation

Users' comments on any issues relating to the Count of Gypsy and Traveller Caravans statistical release are welcomed and encouraged. Responses should be addressed to the "statistical enquiries" contact given in the "Further Information" section below.

Further information

Media Enquiries: office hours: 0303 444 4206
0303 444 1051
out of hours: 0303 444 1201
e-mail: press@communities.gsi.gov.uk

Statistical enquiries: e-mail: Andrew Presland at housing.statistics@communities.gov.uk
telephone: 0303 444 3510

Communities and Local Government © Crown Copyright, 2012

If you require this publication in an alternative format please email: alternativeformats@communities.gsi.gov.uk.

Please note that the nature of content means that we may not be able to provide the statistical series of publications in all requested formats.

November 2012

ISBN: 978-1-4098-3693-3