

Performance of the foundation trust sector Quarter 4: Year ended 31 March 2015

Sector at a glance

Foundation trusts are treating more people than ever before



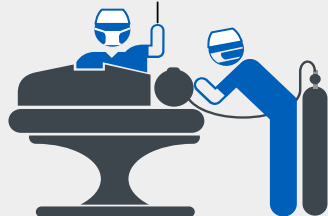
A&E

Record A&E
attendances

10.7 million
in 2014/15

152

foundation trusts



8.5 million
operations
in 2014/15

Healthcare performance

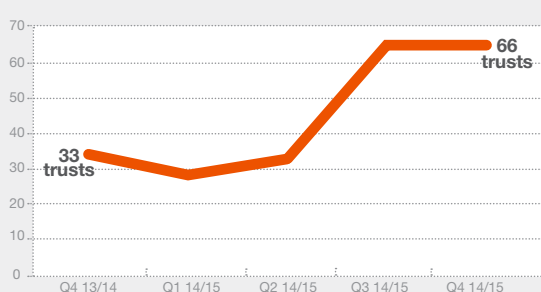
Unprecedented demand for services has prevented the foundation trust sector from meeting national waiting time standards

Waiting time target breaches



A&E
4 hour wait

A&E

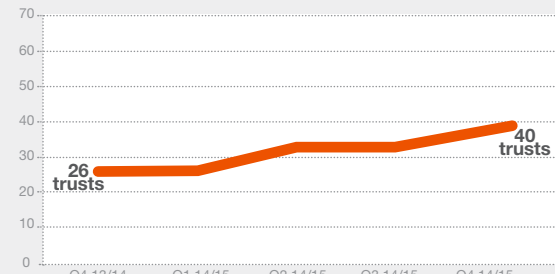


Cancer treatment



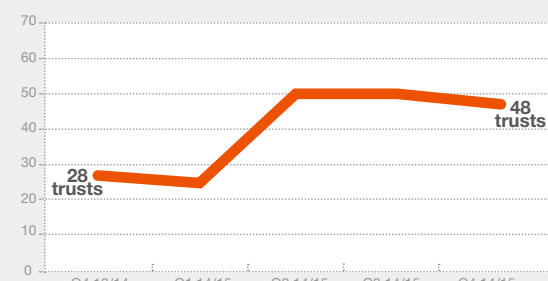
for **1st treatment** from GP
referral for suspected cancer

Cancer treatment



**Admitted
elective care**
Target: **18 weeks**

Admitted elective care



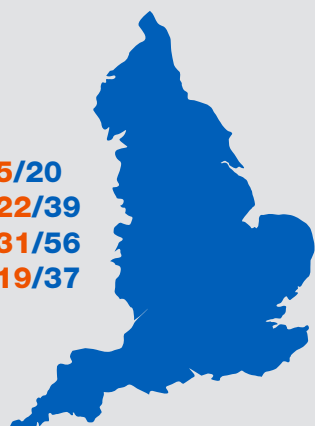
Financial performance

Financial pressures on foundation trusts mean the sector has ended the year in deficit for the first time

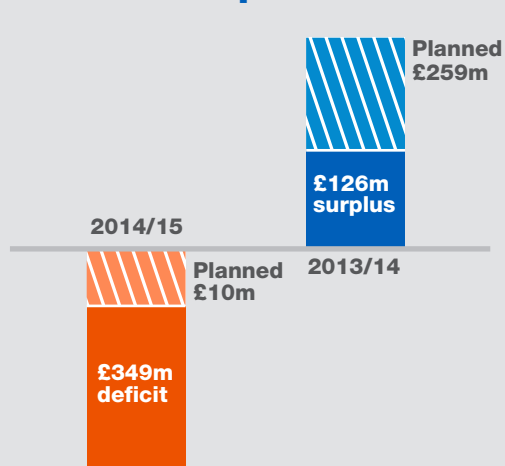


Deficit across England

London **5/20**
Midlands **22/39**
North **31/56**
South **19/37**



Sector deficit £339m more than planned



Main reasons?



£1bn unplanned
agency staff costs



£315m
in missed cost savings

Types of foundation trusts in deficit

54



Acute

Mental Health

Specialist

Ambulance

Community
Health

What does this tell us?

Some foundation trusts need to go further and faster to:



**Manage their agency
staffing costs**



**Make cost
savings**



**Transform
services**