

Defence Analytical Services & Advice
(Price Indices)



**SEARCH
&
RESCUE**

QUARTERLY REPORT
July - September 2011

DASA

defence analytical services & advice

DASA is keen to listen to customers and is always happy to consider any suggestions which may improve our service. The DASA Price Indices (PI) SAR team is:

Daniel Turner	Tel: 030 679 34524
Paul Sherwood	Tel: 030 679 34553
Craig Corbet	Tel: 030 679 32100

**Our Address is: DASA Price Indices
Mailpoint 6229
Oak 2E
Abbey Wood
Bristol, BS34 8SJ**

E Mail:

DASADESA-PI-1@mod.uk

DASADESA-PI-OutputMgr@mod.uk

DASADESA-PI-HOB@mod.uk

The logo for DASA, featuring the letters 'DASA' in a stylized, italicized serif font. The 'D' and 'A' are larger and more prominent, with the 'S' and 'A' following in a similar style.

defence analytical services & advice

EXTERNAL CONSULTATION ON THE CONTENT OF DASA'S MILITARY SEARCH AND RESCUE STATISTICS

Proposed changes to DASA's Military Search and Rescue Official Statistics and National Statistics

1. Defence Analytical Services and Advice (DASA) is reviewing the suite of Military Search and Rescue (SAR) reports published, to ensure they best meet user needs. This is in response to the UK Statistics Authority's assessment of DASA's SAR statistics.
2. Currently the SAR reports consist of Official Statistics publications published on a monthly, quarterly and annual basis (each with their own pocket brief), and National Statistics publications produced on a quarterly and annual basis. The intention is to combine the quarterly Official Statistics and National Statistics publications into a single quarterly report, and to combine the annual Official Statistics and National Statistics into a single annual report. It is proposed that the pocket briefs will no longer be produced.

Reasons for the proposed changes

3. DASA has published SAR statistics for many years with little change to the format of the reports. An internal review of the SAR monthly report highlighted areas where internal customers wished to see data presented in a different way.
4. An updated version of the SAR monthly report was published for the first time on 2 June 2011 (the April 2011 report).
<http://www.dasa.mod.uk/applications/newWeb/www/index.php?page=48&thiscontent=1540&pubType=0&date=2011-06-02&disText=01%20Apr%202011&from=historic&topDate=2011-09-29&PublishTime=09:30:00>
5. DASA intend to make similar changes to the quarterly and annual SAR reports, to better reflect the requirements of our customers.
6. Additionally, it is proposed that the quarterly Official Statistics and National Statistics publications be combined into a single report. This would also be the case for the annual Official Statistics and National Statistics.
7. The new single quarterly and single annual reports would be published under a National Statistics designation.
8. Currently there is considerable overlap between the Official Statistics and National Statistics publications. Within the Official Statistics there is also significant repetition of statistics, which is potentially confusing. The new reports will present many of the existing statistics, whilst ensuring that repetition is minimised. It is proposed that the following tables/statistics will no longer be produced, or will be presented in a different way:
 - Marine craft time series
 - Quarterly historic average of callout numbers
 - Quarterly historic average of persons moved
 - Quarterly breakdown of data by month
 - A number of time series tables to be replaced by graphs
 - A number of pie charts and bar charts to be replaced with time series graphs
 - Fixed wing callouts broken down by type of assistance
9. The proposed template for the new quarterly report is available on the DASA website.

10. The proposed template for the new annual report has not yet been produced. However, DASA plan to implement similar changes to those proposed for the quarterly reports in the annual reports. Therefore DASA would welcome comments on what additional analysis/tables/graphs would be of use, and what in the current report is of little use.
11. It is proposed that the pocket briefs which accompany the existing Official Statistics publications will no longer be produced. The pocket briefs provide a condensed version of the tables and graphs included in the main report. As such, no data will be lost by no longer producing the pocket briefs. Comments on this proposal are also invited.

Timetable

12. Subject to the feedback received from this external consultation, the expected timetable is as follows:
 - a. **3 November 2011.** DASA publish National Statistics quarterly report for Q3 2011.
 - b. **4 November 2011.** DASA initiate consultation on planned changes to SAR reports. DASA publish Official Statistics quarterly report for Q3 2011.
 - c. **27 January 2012.** The external consultation period ends.
 - d. **2 February 2012.** DASA publish National Statistics annual report for 2011 (under the current arrangements).
 - e. **6 February 2012.** DASA publish Official Statistics annual report for 2011 (under the current arrangements).
 - f. **9 February 2012.** DASA publish the outcome of the consultation.
 - g. **3 May 2012.** DASA publish the first of the new quarterly reports for Q1 2012.

Providing feedback to DASA on our proposed changes

13. Please email dasadesa-pi-1@mod.uk with your comments by 27 January 2012. In particular, comments are invited on the following issues:
 - What are your views on merging the current quarterly Official Statistics and National Statistics publications into a single report, and the current annual Official Statistics and National Statistics publications into a single report?
 - Does the draft proposed Quarterly Report cover all of the information you would expect to be published? Would any additional analysis be of use?
 - What are your views on the cessation of the monthly, quarterly and annual pocket briefs? If you wish for them to be produced, please can you outline what you like about them and how you use them?

CONTENTS

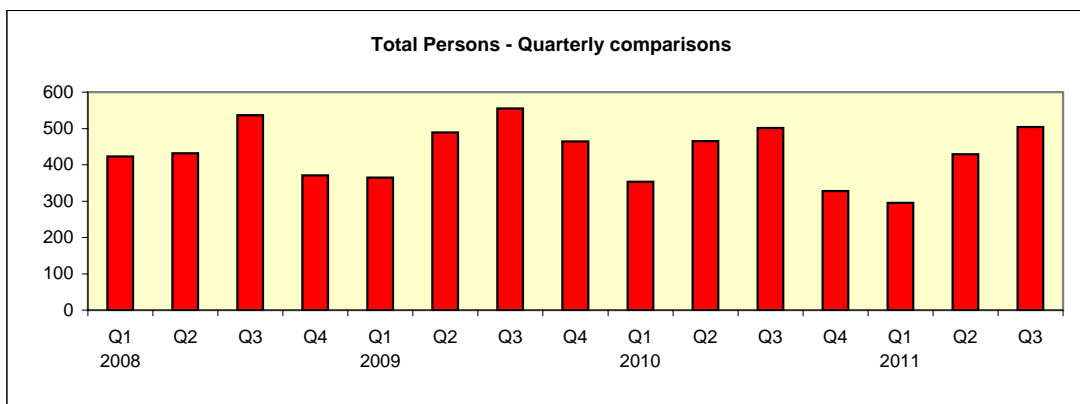
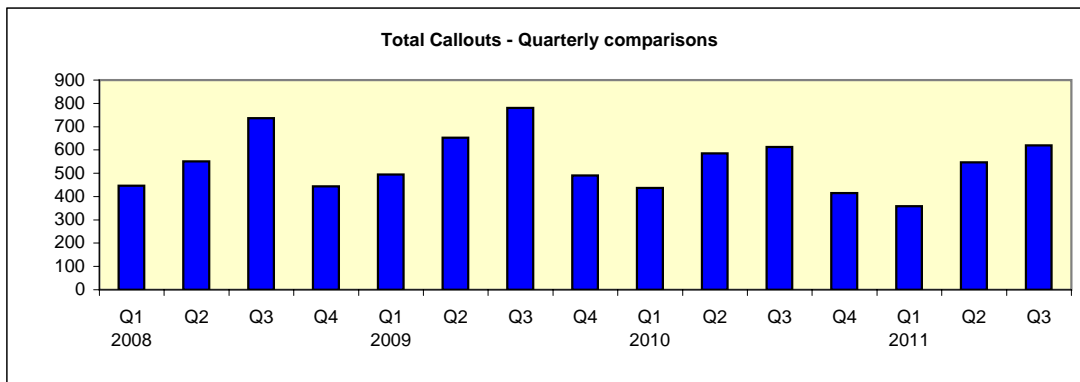
Page

UK and Overseas Summary	1
UK Helicopters	2
UK & Overseas Helicopters by Unit	3-5
UK & Overseas Helicopters by Callout Type	6
Callout Type - Pie Charts	7
Persons Assisted – Pie Charts	8
Mountain Rescue Teams	9
Fixed Wing	10
Maritime & Coastguard Agency	11
Maps	12
SAR Definitions	17

UK & Overseas Search And Rescue Summary

	Total Callouts	UK Helicopters	Overseas Helicopters	Fixed Wing Aircraft	Mountain Rescue	Marine Craft	Persons Assisted
2011 Jul	238	229	3	0	6	0	210
Aug	230	223	5	0	2	0	168
Sep	152	142	7	0	3	0	126
Qtrly total	620	594	15	0	11	0	504

	Total Callouts	UK Helicopters	Overseas Helicopters	Fixed Wing Aircraft	Mountain Rescue	Marine Craft	Persons Assisted
2008 Q1	447	363	35	15	34	0	423
Q2	551	496	32	3	20	0	432
Q3	737	696	13	4	24	0	537
Q4	444	408	16	7	13	0	371
2009 Q1	495	444	25	4	22	0	365
Q2	652	610	15	6	21	0	489
Q3	781	740	13	2	26	0	555
Q4	490	443	28	2	17	0	464
2010 Q1	437	395	19	3	20	0	353
Q2	585	558	15	0	12	0	465
Q3	613	585	16	0	12	0	501
Q4	415	383	17	0	15	0	328
2011 Q1	358	322	21	0	15	0	295
Q2	547	523	14	0	10	0	429



Summary of UK SAR Helicopter Callouts Jul - Sep 2011

Callouts by Type of Assistance

		Total Callouts	Rescue	Search-Rescue	Medrescue	Search-Medrescue	Medtransfer	Recovery	Search-Recovery	Transfer	Civil Aid	Search	Top Cover	Assist	Search-Assist	Recalled	Not Required	False Alarm	Hoax	Precaution	Aborted	Search-Abort
2011	Jul	229	14	4	126	4	17	1	1	0	0	21	2	4	1	25	6	0	2	0	1	0
	Aug	223	9	3	107	8	13	1	0	1	0	17	4	1	3	33	19	3	1	0	0	0
	Sep	142	6	2	67	4	17	1	0	1	0	10	1	1	2	18	9	0	1	1	1	0
Qtrly Total		594	29	9	300	16	47	3	1	2	0	48	7	6	6	76	34	3	4	1	2	0
2008	Q1	363	17	7	114	17	33	6	5	3	3	66	2	6	12	42	12	8	2	1	5	2
	Q2	496	34	7	192	14	56	6	0	1	0	64	6	8	11	70	16	5	1	0	3	2
	Q3	696	32	13	259	18	55	13	2	0	0	97	5	6	17	119	34	10	7	0	8	1
	Q4	408	15	6	152	6	64	2	1	6	0	58	1	5	13	43	17	7	4	0	5	3
2009	Q1	444	16	18	148	14	52	4	2	2	0	82	5	9	13	44	13	2	3	0	14	3
	Q2	610	23	21	274	12	51	8	7	1	0	70	6	6	9	77	27	8	2	0	7	1
	Q3	740	35	17	306	22	53	5	3	2	1	81	14	14	19	98	39	19	5	1	5	1
	Q4	443	21	19	157	10	57	1	3	9	0	52	3	5	5	61	24	6	1	1	6	2
2010	Q1	395	21	6	150	19	57	4	1	4	0	47	1	8	2	44	11	5	5	2	8	0
	Q2	558	33	10	269	13	46	1	1	3	1	48	8	7	3	74	27	7	3	1	3	0
	Q3	585	32	14	254	19	42	3	2	2	0	56	8	7	7	78	33	14	5	2	6	1
	Q4	383	18	10	140	9	57	5	2	0	1	34	4	9	6	45	16	3	2	4	16	2
2011	Q1	322	11	5	112	12	44	4	4	1	0	40	7	5	9	37	18	4	1	2	2	4
	Q2	523	35	10	228	15	38	4	1	1	0	57	10	5	6	78	24	3	2	1	4	1

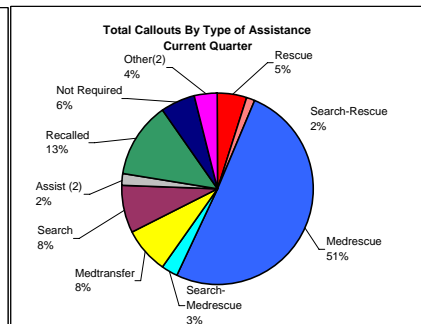
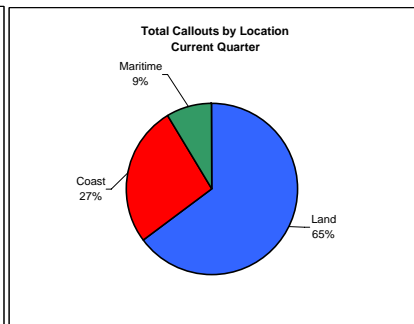
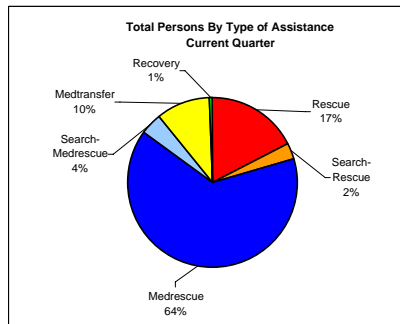
Persons¹ by Type of Assistance

		Total Persons	Rescue	Search-Rescue	Medrescue	Search-Medrescue	Medtransfer	Recovery	Search-Recovery	Transfer
2011	Jul	209	46	5	133	5	18	1	1	0
	Aug	167	25	7	110	10	13	1	0	1
	Sep	110	14	2	69	5	18	1	0	1
Qtrly Total		486	85	14	312	20	49	3	1	2
2008	Q1	298	67	12	132	21	33	6	5	22
	Q2	401	89	21	203	19	62	6	0	1
	Q3	525	126	25	286	18	55	13	2	0
	Q4	354	85	12	172	7	69	2	1	6
2009	Q1	325	52	29	162	15	56	5	3	3
	Q2	483	75	34	290	12	52	8	7	5
	Q3	544	94	30	324	27	57	5	3	4
	Q4	439	64	62	211	15	59	3	4	21
2010	Q1	329	56	13	163	21	63	5	1	7
	Q2	458	73	17	293	14	49	2	1	9
	Q3	490	95	36	286	21	45	3	2	2
	Q4	309	65	16	148	11	62	5	2	0
2011	Q1	280	77	13	124	13	44	4	4	1
	Q2	412	92	15	247	16	36	4	1	1

Callouts by Location

		Total Callouts	Land	Coast	Maritime
2011	Jul	229	163	57	9
	Aug	223	131	69	23
	Sep	142	91	32	19
Qtrly Total		594	385	158	51
2008	Q1	363	231	80	52
	Q2	496	299	112	85
	Q3	696	400	201	95
	Q4	408	281	57	70
2009	Q1	444	323	77	44
	Q2	610	380	162	68
	Q3	740	464	217	59
	Q4	443	328	79	36
2010	Q1	395	303	65	27
	Q2	558	355	157	46
	Q3	585	348	180	57
	Q4	383	284	64	35
2011	Q1	322	218	64	40
	Q2	523	327	157	39

1. Persons are not normally attributed to the following callout categories:
Civil Aid, Search, Top Cover, Assist, Recalled, Not Required, False Alarm, Hoax, Precaution, Aborted.



2: 'Other' includes: Recovery, Transfer, Civil Aid, Top Cover, False Alarm, Hoax, Precaution, Aborted. Assist includes Search-Assist

UK & Overseas Helicopter Summary By Unit, Jul - Sep 2011

Callouts

Jul - Sep 2011	Jul	Aug	Sep	Qtrly Total
RAF Boulmer	20	26	11	57
RAF Chivenor	42	32	23	97
RAF Leconfield	20	19	15	54
RAF Lossiemouth	28	24	16	68
RAF Valley	33	36	28	97
RAF Wattisham	14	21	13	48
RNAS Culdrose	37	34	17	88
HMS Gannet	35	31	19	85
Cyprus	3	4	2	9
Falklands	0	1	5	6
UK Other Helicopters ⁴	0	0	0	0
Overseas Other Helicopters	0	0	0	0
Total	232	228	149	609

Average Flying Hours Per Callout³

Jul - Sep 2011	Jul	Aug	Sep	Qtrly Avg
RAF Boulmer	1.38	0.58	1.42	1.20
RAF Chivenor	1.05	0.55	1.43	1.11
RAF Leconfield	1.31	1.18	0.58	1.17
RAF Lossiemouth	1.54	2.14	2.03	2.03
RAF Valley	1.18	1.15	1.23	1.18
RAF Wattisham	1.23	1.09	2.00	1.27
RNAS Culdrose	1.23	1.14	1.27	1.20
HMS Gannet	1.23	1.23	1.14	1.21
Cyprus	1.13	0.46	2.17	1.16
Falklands	0.00	1.00	1.02	1.02
UK Other Helicopters ⁴	0.00	0.00	0.00	0.00
Overseas Other Helicopters	0.00	0.00	0.00	0.00

Persons

Jul - Sep 2011	Jul	Aug	Sep	Qtrly Total
RAF Boulmer	20	13	9	42
RAF Chivenor	49	26	17	92
RAF Leconfield	8	13	9	30
RAF Lossiemouth	35	25	15	75
RAF Valley	28	28	23	79
RAF Wattisham	9	11	7	27
RNAS Culdrose	34	25	16	75
HMS Gannet	26	26	14	66
Cyprus	1	0	2	3
Falklands	0	1	13	14
UK Other Helicopters ⁴	0	0	0	0
Overseas Other Helicopters	0	0	0	0
Total	210	168	125	503

Average Distance From Base (Nautical Miles)

Jul - Sep 2011	Jul	Aug	Sep	Qtrly Avg
RAF Boulmer	44	39	36	40
RAF Chivenor	33	34	63	40
RAF Leconfield	36	48	41	42
RAF Lossiemouth	63	57	55	59
RAF Valley	24	30	35	29
RAF Wattisham	34	44	44	41
RNAS Culdrose	28	26	50	31
HMS Gannet	45	47	51	47
Cyprus	14	20	113	39
Falklands	0	0	18	15
UK Other Helicopters ⁴	0	0	0	0
Overseas Other Helicopters	0	0	0	0

3. Average Flying Hours are expressed in Hours and Minutes. (Flying time excludes periods where an aircraft lands, whether the engines are shut down or not).

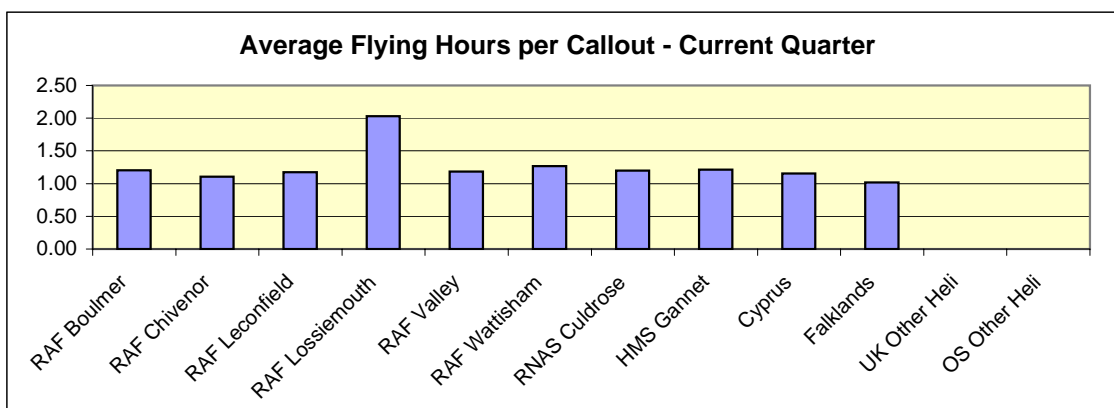
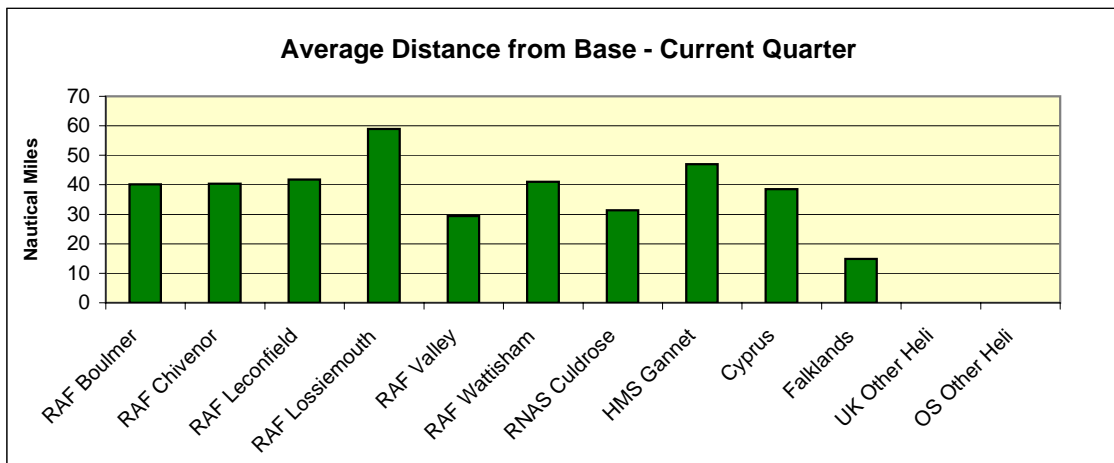
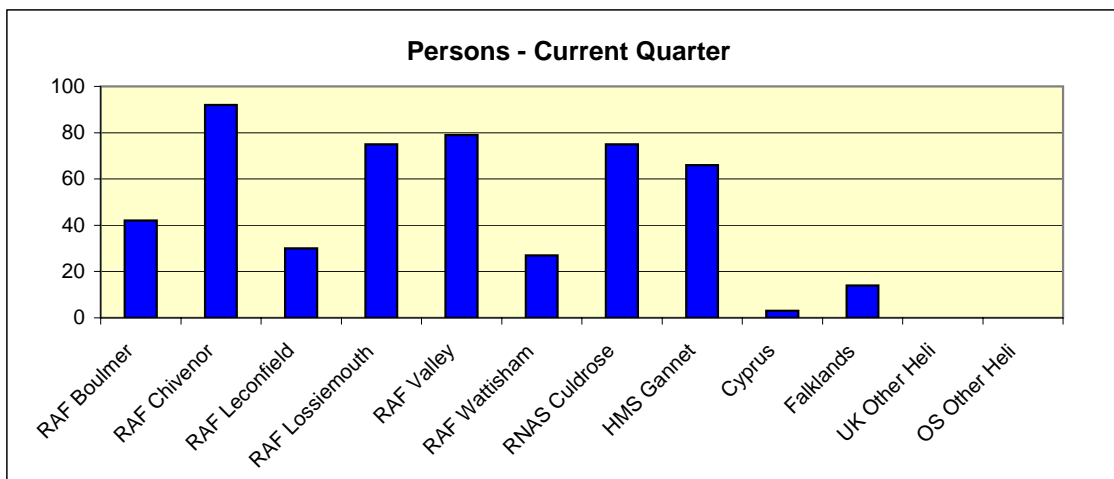
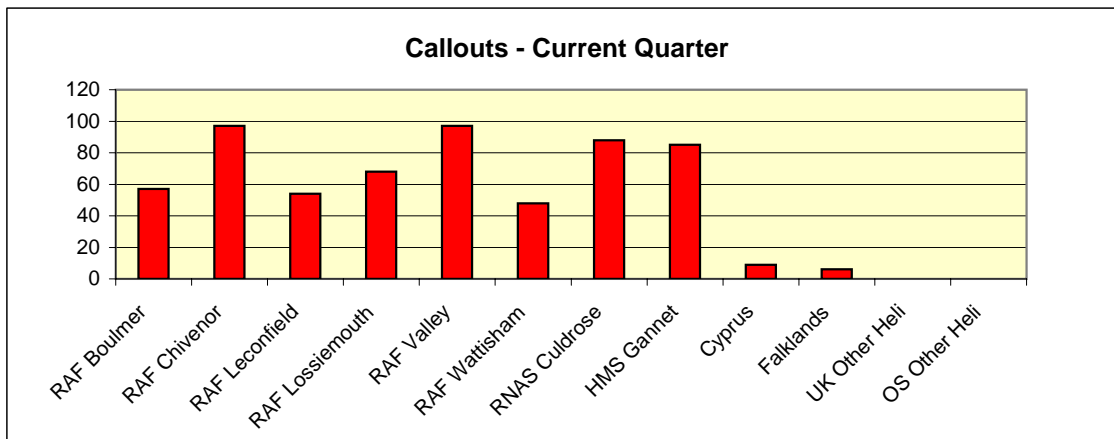
4. 'UK Other Helicopters' includes:

RAF Others

RN Others

Other Helicopters

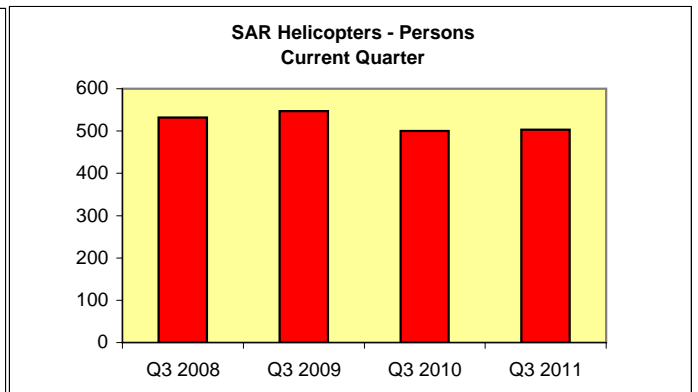
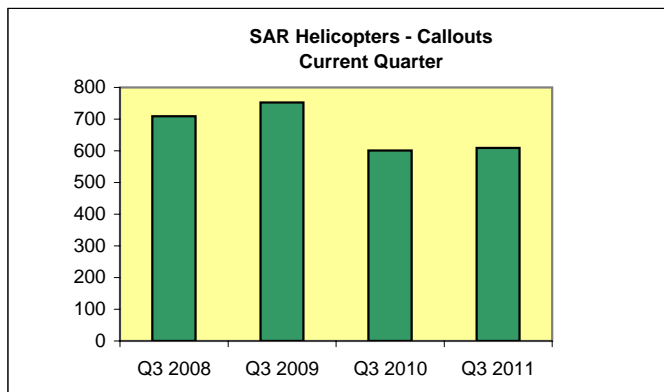
UK & Overseas Helicopter Summary By Unit, Jul - Sep 2011



UK & Overseas Helicopter Summary By Unit

Callouts by Unit

Qtr 3 2011	2008				2009				2010				2011			Qtr 3 Average
	Q1	Q2	Q3	Q4	Q1	Q2	Q3	Q4	Q1	Q2	Q3	Q4	Q1	Q2	Q3	
RAF Boulmer	34	59	75	43	54	51	62	47	54	50	50	39	27	50	57	61
RAF Chivenor	40	69	112	41	57	85	135	63	59	102	108	70	46	86	97	113
RAF Leconfield	39	69	72	52	45	51	66	42	32	47	60	35	27	49	54	63
RAF Lossiemouth	61	67	91	56	50	69	75	42	37	46	53	39	49	50	68	72
RAF Valley	43	44	82	53	62	93	111	56	48	79	94	47	46	87	97	96
RAF Wattisham	27	52	59	36	30	43	61	28	29	35	47	22	21	50	48	54
RNAS Culdrose	38	49	77	40	49	102	108	52	45	85	76	54	48	64	88	87
HMS Gannet	80	87	128	87	97	116	121	113	91	114	97	77	57	87	85	108
Cyprus	7	15	6	2	3	12	9	12	6	12	6	5	4	5	9	8
Falklands	28	17	7	14	22	3	4	16	13	3	10	12	17	9	6	7
UK Other Helicopters	1	0	0	0	0	0	1	0	0	0	0	0	1	0	0	0
Overseas Others	0	0	0	0	0	0	0	0	0	0	0	0	0	0	0	0
Total	398	528	709	424	469	625	753	471	414	573	601	400	343	537	609	668



Persons by Unit

Qtr 3 2011	2008				2009				2010				2011			Qtr 3 Average
	Q1	Q2	Q3	Q4	Q1	Q2	Q3	Q4	Q1	Q2	Q3	Q4	Q1	Q2	Q3	
RAF Boulmer	22	40	80	43	30	31	40	48	48	44	34	43	14	31	42	49
RAF Chivenor	33	51	89	38	45	76	117	66	39	89	75	53	26	61	92	93
RAF Leconfield	20	59	39	45	21	31	48	32	19	32	51	18	13	47	30	42
RAF Lossiemouth	39	57	58	45	41	43	53	34	32	42	48	34	94	35	75	59
RAF Valley	50	51	57	59	51	91	68	86	46	66	104	47	32	86	79	77
RAF Wattisham	20	31	21	15	17	27	30	8	20	20	30	13	15	27	27	27
RNAS Culdrose	37	40	61	31	44	74	93	67	37	71	66	41	49	58	75	74
HMS Gannet	77	72	120	78	76	110	94	98	88	94	82	60	37	67	66	91
Cyprus	1	4	0	0	1	3	0	5	3	0	0	2	0	2	3	1
Falklands	118	16	7	10	30	2	3	19	13	3	10	11	12	9	14	9
UK Other Helicopters	0	0	0	0	0	0	1	0	0	0	0	0	0	0	0	0
Overseas Others	0	0	0	0	0	0	0	0	0	0	0	0	0	0	0	0
Total	417	421	532	364	356	488	547	463	345	461	500	322	292	423	503	521



UK & Overseas SAR Helicopter Summary by Unit & Type of Assistance

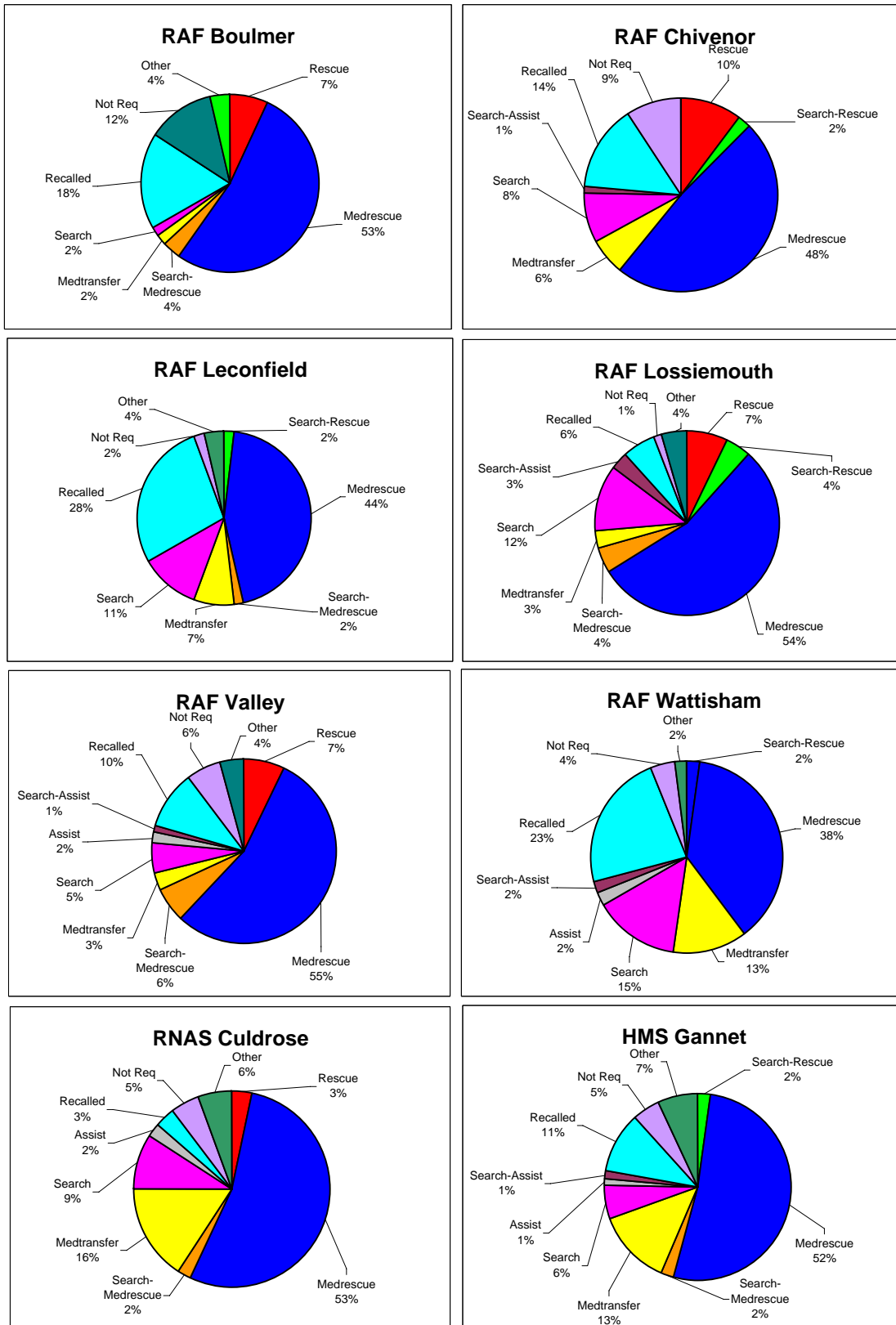
Callouts by Unit

Qtr 3 2011	Total Callouts																				
		Rescue	Search-Rescue	Medrescue	Search-Medrescue	Medtransfer	Recovery	Search-Recovery	Transfer	Civil Aid	Search	Top Cover	Assist	Search-Assist	Recalled	Not Req	False Alarm	Hoax	Precaution	Aborted	Search-Abort
RAF Boulmer	57	4	0	30	2	1	1	0	0	0	1	0	0	0	10	7	1	0	0	0	0
RAF Chivenor	97	10	2	47	0	6	0	0	0	0	8	0	0	1	14	9	0	0	0	0	0
RAF Leconfield	54	0	1	24	1	4	0	0	0	0	6	1	0	0	15	1	0	0	0	1	0
RAF Lossiemouth	68	5	3	37	3	2	1	1	0	0	8	0	0	2	4	1	0	0	0	1	0
RAF Valley	97	7	0	53	6	3	0	0	1	0	5	0	2	1	10	6	1	2	0	0	0
RAF Wattisham	48	0	1	18	0	6	0	0	0	0	7	0	1	1	11	2	0	0	1	0	0
RNAS Culdrose	88	3	0	47	2	14	0	0	1	0	8	3	2	0	3	4	1	0	0	0	0
HMS Gannet	85	0	2	44	2	11	1	0	0	0	5	3	1	1	9	4	0	2	0	0	0
Cyprus	9	0	0	3	0	0	0	0	0	1	2	0	1	0	2	0	0	0	0	0	0
Falklands	6	0	0	5	0	1	0	0	0	0	0	0	0	0	0	0	0	0	0	0	0
UK Other Helicopters	0	0	0	0	0	0	0	0	0	0	0	0	0	0	0	0	0	0	0	0	0
Overseas Others	0	0	0	0	0	0	0	0	0	0	0	0	0	0	0	0	0	0	0	0	0
Total	609	29	9	308	16	48	3	1	2	1	50	7	7	6	78	34	3	4	1	2	0

Persons by Unit

Qtr 3 2011	Total Persons								
		Rescue	Search-Rescue	Medrescue	Search-Medrescue	Medtransfer	Recovery	Search-Recovery	Transfer
RAF Boulmer	42	7	0	30	2	2	1	0	0
RAF Chivenor	92	35	2	49	0	6	0	0	0
RAF Leconfield	30	1	1	24	1	3	0	0	0
RAF Lossiemouth	75	20	7	41	3	2	1	1	0
RAF Valley	79	15	0	53	7	3	0	0	1
RAF Wattisham	27	0	2	19	0	6	0	0	0
RNAS Culdrose	75	6	0	49	4	15	0	0	1
HMS Gannet	66	1	2	47	3	12	1	0	0
Cyprus	3	0	0	3	0	0	0	0	0
Falklands	14	0	0	13	0	1	0	0	0
UK Other Helicopters	0	0	0	0	0	0	0	0	0
Overseas Others	0	0	0	0	0	0	0	0	0
Total	503	85	14	328	20	50	3	1	2

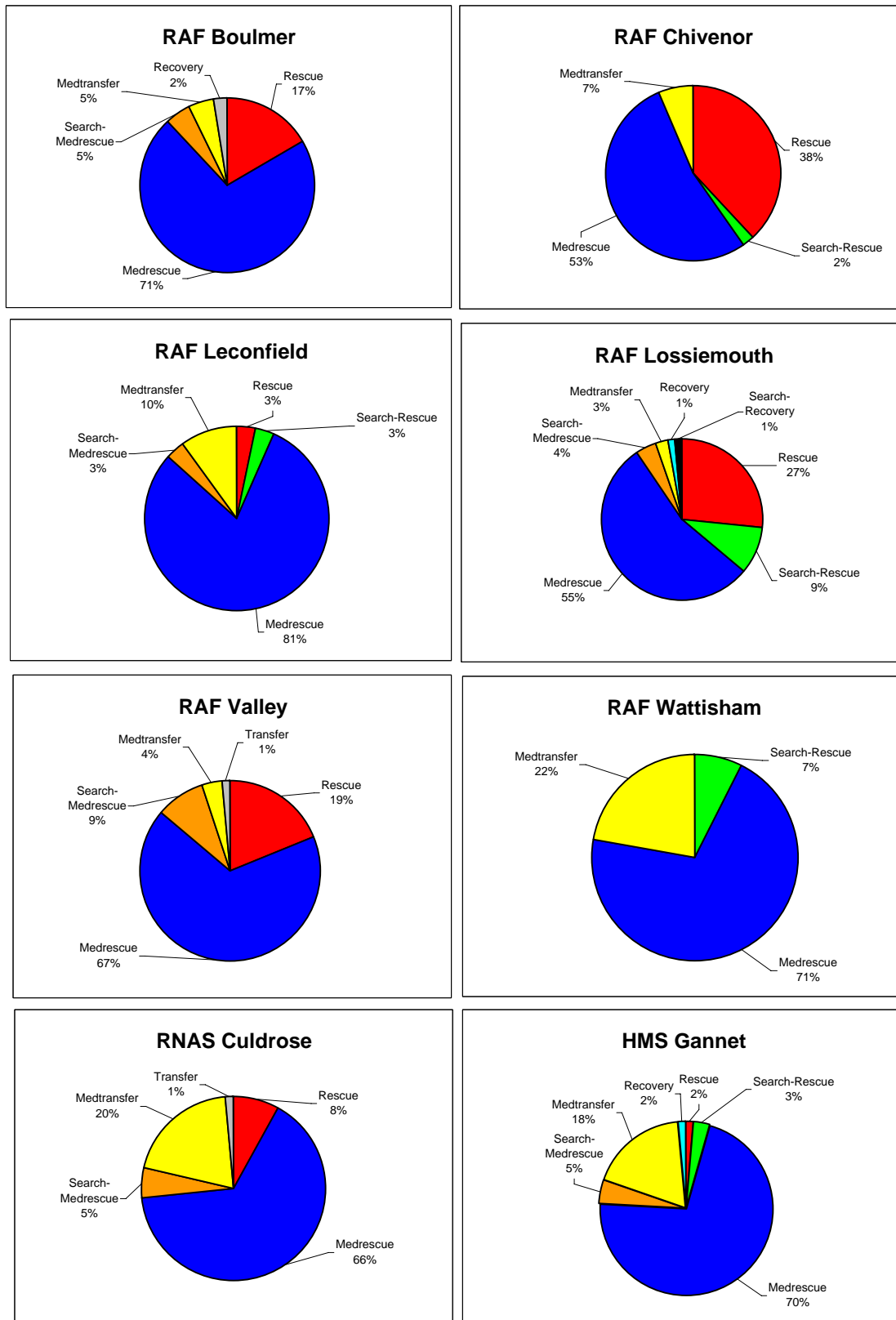
Selected SAR Helicopter Units Callout Classification - Current Quarter



5. 'Other' includes: Recovery, Transfer, Civil Aid, Top Cover, False Alarm, Hoax, Precaution, Aborted.



Selected SAR Helicopter Units Persons by Callout Classification - Current Quarter



Mountain Rescue Teams

Callouts by Unit

2011	Qtr 3			Total
	Jul	Aug	Sep	
Kinloss	1	1	1	3
Leeming	1	1	1	3
Leuchars	0	0	0	0
Valley	4	0	1	5
Other	0	0	0	0
Total	6	2	3	11

Persons by Unit

Qtr 3			
Jul	Aug	Sep	Total
0	0	0	0
0	0	0	0
0	0	0	0
0	0	1	1
0	0	0	0
0	0	1	1

Callouts by Unit

	2008				2009				2010				2011		
	Q1	Q2	Q3	Q4	Q1	Q2	Q3	Q4	Q1	Q2	Q3	Q4	Q1	Q2	Q3
Kinloss	17	5	5	5	5	9	8	7	7	5	6	2	6	5	3
Leeming	4	3	3	2	3	4	2	4	5	2	1	0	3	2	3
Leuchars	7	4	8	2	7	3	8	4	5	1	2	6	4	0	0
Valley	6	7	8	4	7	5	8	2	3	4	3	7	2	3	5
Other	0	1	0	0	0	0	0	0	0	0	0	0	0	0	0
Total	34	20	24	13	22	21	26	17	20	12	12	15	15	10	11

Persons by Unit

	2008				2009				2010				2011		
	Q1	Q2	Q3	Q4	Q1	Q2	Q3	Q4	Q1	Q2	Q3	Q4	Q1	Q2	Q3
Kinloss	4	2	0	1	1	1	4	1	1	3	0	0	1	2	0
Leeming	1	0	0	6	1	0	0	0	5	1	0	0	1	2	0
Leuchars	0	6	3	0	4	0	2	0	1	0	0	2	0	0	0
Valley	1	2	2	0	3	0	2	0	1	0	1	4	1	2	1
Other	0	1	0	0	0	0	0	0	0	0	0	0	0	0	0
Total	6	11	5	7	9	1	8	1	8	4	1	6	3	6	1

Man Hours

	Qtr 3			Total
	Jul	Aug	Sep	
Kinloss	15	38	23	76
Leeming	10	242	53	305
Leuchars	0	0	0	0
Valley	78	0	170	248
Other	0	0	0	0
Total	103	280	246	629

UK & Overseas Fixed Wing Aircraft

UK & Overseas Callouts - By Type of Assistance

2011	Qtr 3			Total
	Jul	Aug	Sep	
Transfer	0	0	0	0
Search	0	0	0	0
Top Cover	0	0	0	0
Assist	0	0	0	0
Search-Assist	0	0	0	0
Recalled	0	0	0	0
Not Required	0	0	0	0
False Alarm	0	0	0	0
Hoax	0	0	0	0
Precaution	0	0	0	0
Aborted	0	0	0	0
Search-Abort	0	0	0	0
Other	0	0	0	0
Total	0	0	0	0

UK & Overseas Callouts - By Type of Assistance

2008 - 2010	2008				2009				2010				2011	
	Q1	Q2	Q3	Q4	Q1	Q2	Q3	Q4	Q1	Q2	Q3	Q4	Q1	Q2
Transfer	0	0	0	0	0	0	0	0	0	0	0	0	0	0
Search	3	1	3	2	0	1	0	1	1	0	0	0	0	0
Top Cover	9	2	1	5	4	3	2	1	2	0	0	0	0	0
Assist	0	0	0	0	0	0	0	0	0	0	0	0	0	0
Search-Assist	1	0	0	0	0	0	0	0	0	0	0	0	0	0
Recalled	2	0	0	0	0	2	0	0	0	0	0	0	0	0
Not Required	0	0	0	0	0	0	0	0	0	0	0	0	0	0
False Alarm	0	0	0	0	0	0	0	0	0	0	0	0	0	0
Hoax	0	0	0	0	0	0	0	0	0	0	0	0	0	0
Precaution	0	0	0	0	0	0	0	0	0	0	0	0	0	0
Aborted	0	0	0	0	0	0	0	0	0	0	0	0	0	0
Search-Abort	0	0	0	0	0	0	0	0	0	0	0	0	0	0
Other	0	0	0	0	0	0	0	0	0	0	0	0	0	0
Total	15	3	4	7	4	6	2	2	3	0	0	0	0	0

UK Monthly Totals

2011	Average Flying Hours ⁶	Average Distance from Base (nautical miles)
July	0.00	0
August	0.00	0
September	0.00	0
Qtrly Average	0.00	0

6. 'Average Flying Hours' are expressed in Hours and Minutes.
Flying time excludes periods where an aircraft lands, whether the engines are shut down or not.



Maritime & Coastguard Agency SAR Statistics

Source: Maritime & Coastguard Agency.

Please note that these figures are provisional and subject to audit.

Quarterly Analysis of Incidents using CG Helicopter assistance by base for 3rd Quarter 2011

1 July - 30 September 2011




	Lee on Solent	Shetland	Portland	Stornoway	Total
July	26	13	25	20	84
August	22	16	17	16	71
September	8	4	17	13	42
Total	56	33	59	49	197

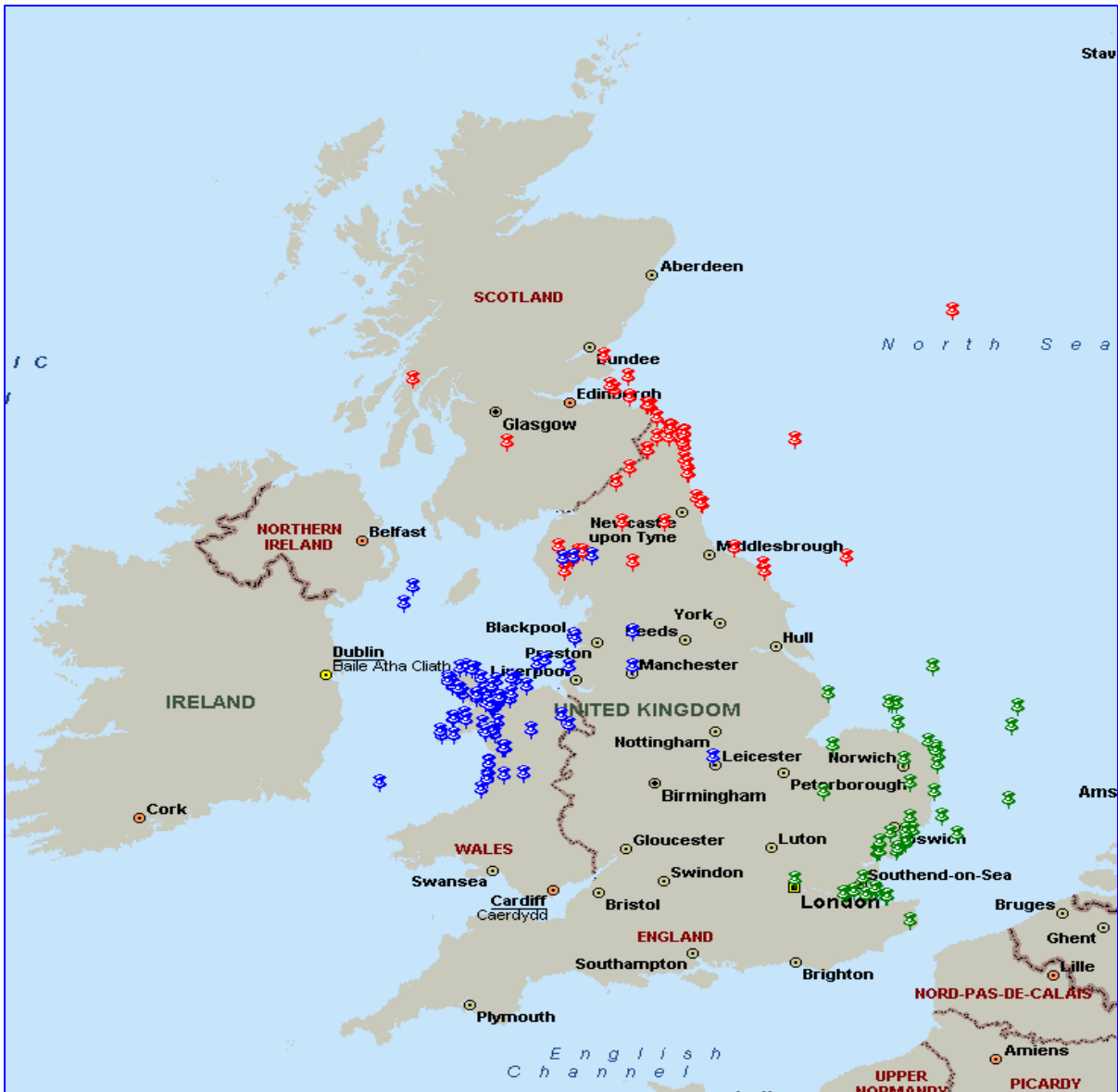
The RAF Kinloss coordination centre work closely with other agencies during many SAR operations - the Maritime & Coastguard agency forming a major part of the combined UK SAR effort. The Coastguard have four SAR helicopter units; Sumburgh (Shetland), Stornoway (Isle of Lewis), Portland and Lee-on-Solent. Their helicopter crews provide cover for civil maritime, civil aviation SAR, some land operations and military rescues.



UK SAR RAF HELICOPTER CALLOUTS




July – September 2011

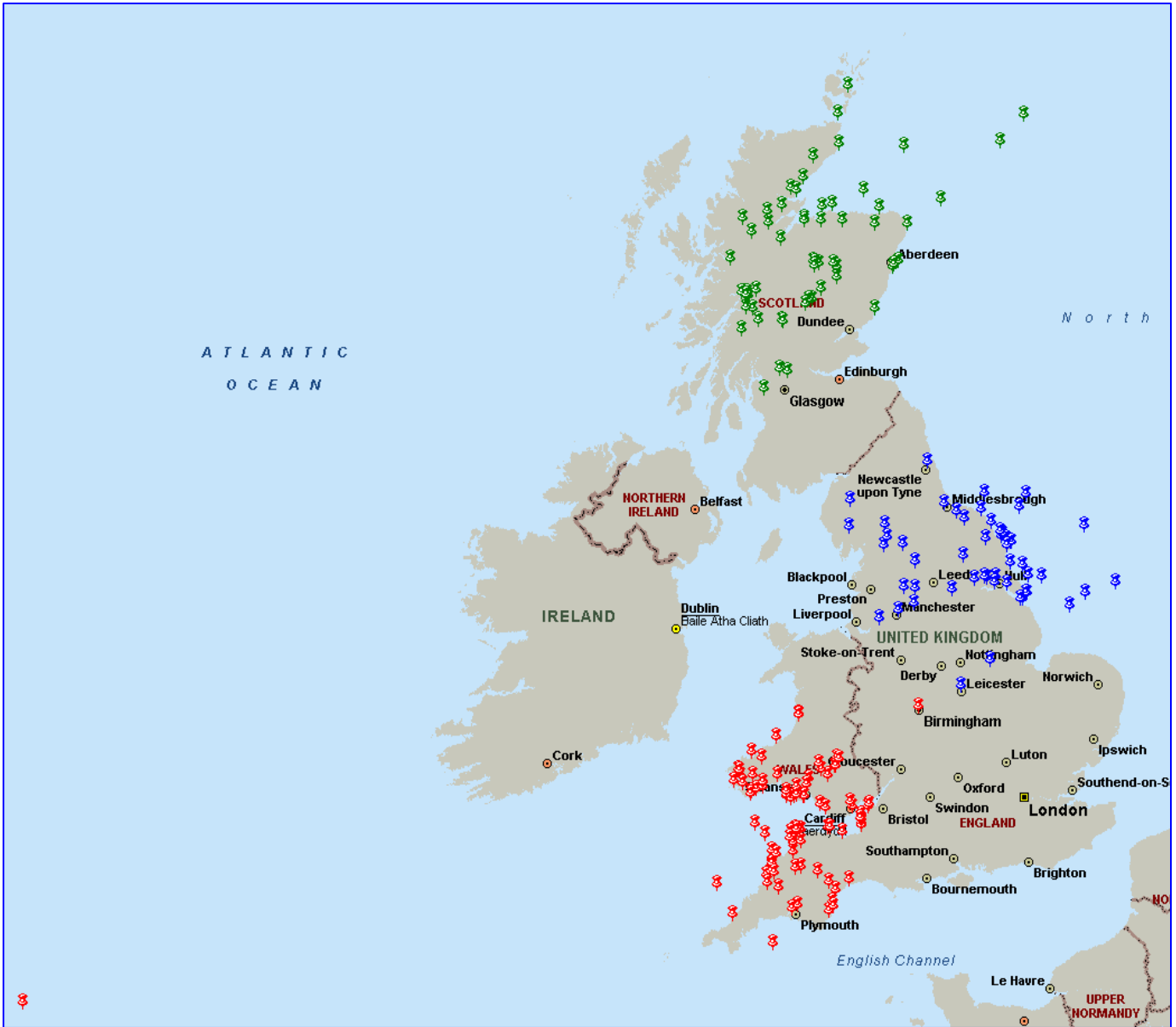
RAF Boulmer	
RAF Valley	
RAF Wattisham	



UK SAR RAF HELICOPTER CALLOUTS



July – September 2011

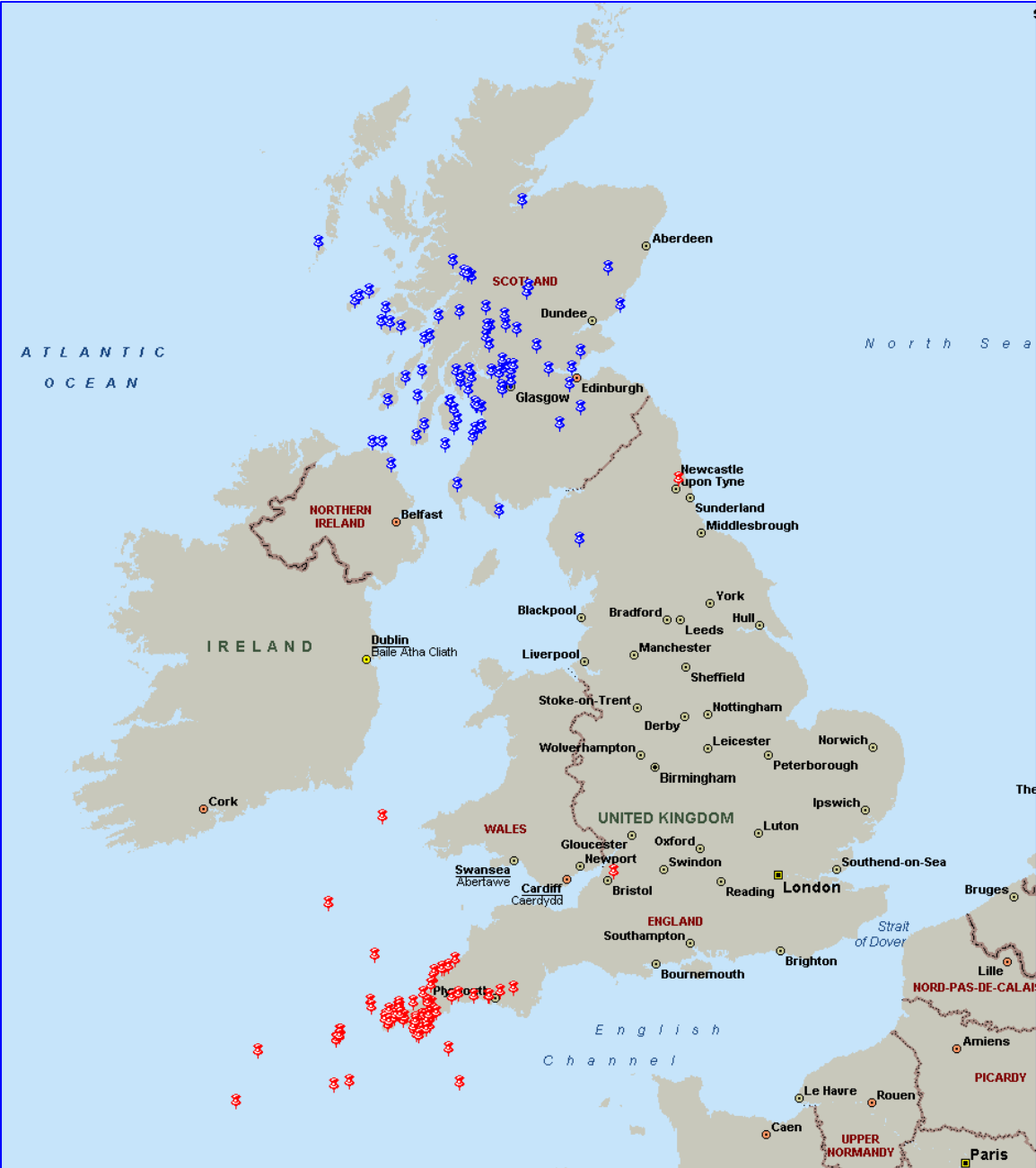
RAF Chivenor	
RAF Leconfield	
RAF Lossiemouth	



UK SAR RN HELICOPTER CALLOUTS





July – September 2011

RNAS Culdrose	
HMS Gannet	



UK SAR MRT CALLOUTS

July – September 2011

MRT Kinloss	
MRT Leeming	
MRT Leuchars	
MRT Valley	



SEARCH AND RESCUE DEFINITIONS

Note: This report has been compiled in accordance with the following definitions, which have been used since 2007.

Current Term	Previous Term	
RESCUE	No change	Transfer of distressed uninjured person(s) from a hostile to a benign environment.
MEDRESCUE	No change	Transfer of sick or injured persons(s) from a hostile environment to a recognised medical facility (eg, hospital or chamber).
TRANSFER	AIRLIFT	Transfer of military personnel, or their families, on compassionate grounds.
MEDTRANSFER	MEDEVAC	Transfer of patients or organs between medical establishments at the request of a recognised Medical Authority, i.e. NHS Trust, Hospital or Ambulance Authority.
ASSIST	No change	Assistance to other SAR assets etc, such as moving SAR personnel or equipment (eg, mountain rescue teams, divers, pumps), shepherding of aircraft etc.
SEARCH	No change	Search for craft, person(s), etc which does not result in moving a person.
SEARCH – RESCUE		Search for craft, person(s), etc resulting in the rescue of an uninjured person.
SEARCH – MEDRESCUE		Search for craft, person(s), etc resulting in the rescue of a sick/injured casualty.
SEARCH – ASSIST		Search for craft, person(s), etc involving assistance to other SAR assets.
SEARCH – RECOVERY		Search for craft, person(s), etc resulting in the recovery of person(s) apparently dead.
SEARCH – ABORT		Search for craft, person(s), etc during which callout terminated due to eg malfunction or adverse weather.
TOP-COVER	No change	On-scene assistance, e.g. communications relay, target identification, vectoring to target etc. for another rescue asset, or as cover for person(s) or vessel(s) in distress that does not result in further intervention.
RECALLED	No change	Asset recalled from incident whilst en route.
NOT REQUIRED	No change	Asset arrived on scene but no action required.
ABORT	No change	Callout terminated due to eg malfunction or adverse weather.
RECOVERY	No change	Recovery of person(s) apparently dead.
PRECAUTION	No change	Pre-positioning of a SAR helicopter to provide faster response to an anticipated or potential incident, eg, in response to an aircraft declaring a “MAYDAY” or a potential incident on a offshore installation.
FALSE ALARM	No change	Unnecessary callout with good intent.
HOAX	No change	Unnecessary callout with malicious intent
CIVIL AID	No change	Military Aid to the Civil Community (eg fire control).

