

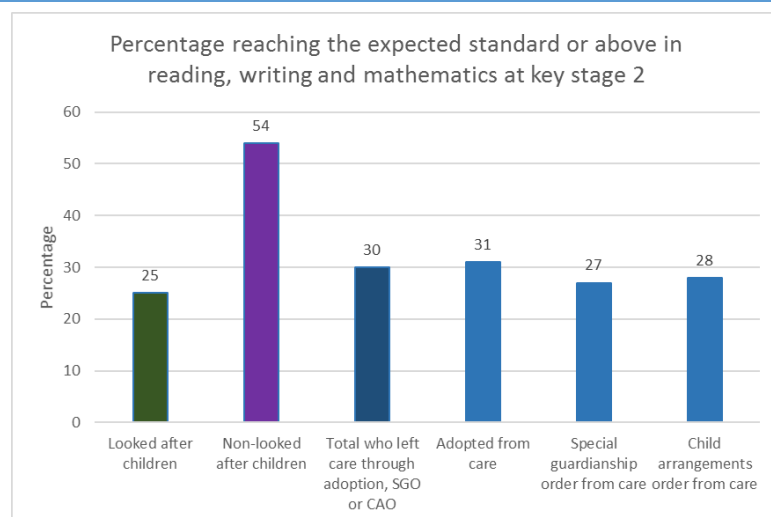


SFR 12/2017, 11 May 2017

Note on the additional tables (experimental statistics)

This publication adds to the [Outcomes for children looked after by local authorities in England, 31 March 2016](#) SFR which was released in March 2017. It includes information on the attainment and progress of previously looked after children who left care through an adoption, special guardianship order (SGO) or child arrangements order (CAO). The identification of these children depends on self-declaration by the parents. We calculate in 2016, around two thirds of these children are covered at key stage 2 and one third at key stage 4. This data was first published in 2015 when coverage was slightly lower. In both 2015 and 2016 the statistics have been designated as 'experimental statistics' due to issues associated with low coverage and new statistics, for example, possible biases in the data.

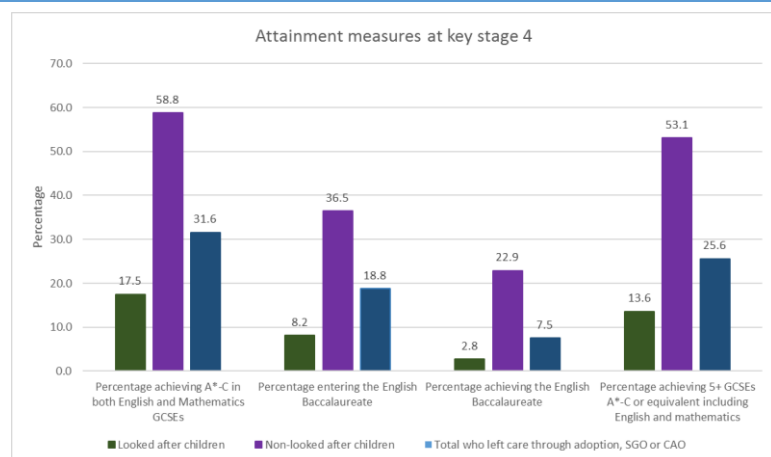
Children who left care through an adoption, SGO or CAO achieve slightly better than looked after children at key stage 2



The percentage of children who left care through an adoption, SGO or CAO reaching the expected standard or above across all attainment measures at key stage 2 is slightly higher than for looked after children but much less than for non-looked after children in 2016.

For the headline measure reading, writing and mathematics, the percentage reaching the expected standard or above for children who left care through adoption, SGO or CAO is 30%, compared with 25% for looked after children and 54% for non-looked after children.

Children who left care through an adoption, SGO or CAO achieve better than looked after children at key stage 4



Across all attainment measures at key stage 4, including the new Attainment 8 measure, children who left care through an adoption, SGO or CAO achieve better than looked after children but much less than for non-looked after children in 2016.

The average Attainment 8 score for children who left care through an adoption, SGO or CAO is 34.7 compared to 22.8 for looked after children and 48.1 for non-looked after children.

Contents

1.	Introduction.....	4
	Coverage	4
	Definitions.....	4
	Changes	4
2.	Attainment and progress (A1, A2, B1, B2, B3 & B4)	5
	Key stage 2.....	5
	Key stage 4.....	6
3.	Accompanying tables.....	8
4.	Further information is available	9
5.	Official Statistics	9
6.	Technical information.....	10
7.	Get in touch	10
	Media enquiries	10
	Other enquiries/feedback.....	10

About this release

This publication adds to the [Outcomes for children looked after by local authorities in England, 31 March 2016](#) SFR which was released in March 2017. The content of this publication includes information on the attainment and progress of previously looked after children who left care through an adoption, special guardianship order (SGO) or child arrangements order (CAO). The figures are labelled as 'experimental statistics' as they are relatively new statistics with only partial coverage.

This information was published for the first time in 2015 as part of the [Outcomes for children looked after by local authorities in England, 31 March 2015](#) SFR.

Changes have been made to the outcomes presented in this publication which bring it in line with the new outcome measures at key stage 2 and key stage 4, following the [primary](#) and [secondary school](#) reforms.

Underlying data for the main SFR and an updated quality and methodology information document are published alongside the additional tables.

In this publication

The following tables are included in the SFR:

- SFR12_2017_Experimental_Statistics (Excel .xls)
- Underlying data (open format .csv and metadata .txt)

The accompanying quality and methodology information document, provides information on the data sources, their coverage and quality and explains the methodology used in producing the data for the SFR (including the additional tables).

Feedback

We are changing how our releases look and welcome feedback on any aspect of this document at.

CLA.STATS@education.gov.uk

1. Introduction

Coverage

The figures are labelled as ‘experimental statistics’ as they are relatively new statistics with only partial coverage and they do not yet meet the overall quality standards necessary to be designated National Statistics. The identification of children who left care through an adoption, SGO or CAO depends on self-declaration by the parents to the school or alternative provision setting their child attends. We calculate in 2016, around two thirds of these children are covered at key stage 2 and one third at key stage 4. Users are advised to take the low coverage levels into consideration when interpreting these statistics as there can be issues with low levels of coverage and changes in coverage, for example, biases in the data and incomparable year on year cohorts.

Table 1: Calculated percentage coverage of children who left care through an adoption, SGO or CAO, 2015 to 2016, England.

	Key stage 2		Key stage 4	
	2015	2016	2015	2016
Adoption	63	75	27	36
SGO	55	66	32	38
CAO	43	42	27	23
Total	58	68	28	35

Source: SSDA903, School Census and Alternative Provision Census-NPD

More details on the data and coverage are given in the methodology and information document.

Definitions

In this publication definitions of a ‘looked after child’ and a ‘non-looked after child’ are the same as in the main SFR:

- The definition of a ‘looked after child’ is a child who has been continuously looked after for at least 12 months up to and including 31 March. This definition has been used because 12 months is considered an appropriate length of time to gauge the possible association of being looked after on educational attainment. However, note that a child may not have been in the care of a local authority for the whole of a key stage period. It is also the cohort of children for whom information on outcomes such as health, wellbeing and offending are collected through the SSDA903.
- Where reference throughout this publication is made to a ‘non-looked after child’, we have defined this as a child who has not been looked after continuously for 12 months as at 31 March. This will include both children who have never been looked after and also those who have been looked after but who have not met the 12 months criteria.

Changes

At key stage 2, the headline measures have changed to reflect the new curriculum and the data is not comparable with that provided for previous years; therefore, no time series information will be published this year. Similarly, no time series will be published for the new key stage 4 measures ‘Attainment 8’ and ‘Progress 8’, although a time series for those achieving 5+ GCSEs A*-C or equivalent including English and mathematics is being published allowing some comparisons over time. There is also a time series available for the headline measures: achieving A*-C in both English and Mathematics GCSEs; entering the English Baccalaureate and achieving the English Baccalaureate. However, the department has made changes to how English counts in the two measures: achieving A*-C in both English and Mathematics GCSEs and achieving the English Baccalaureate measures in 2016, to align more closely with Attainment 8 and Progress 8, which means they are not directly comparable with previous years.

More information on the changes are included throughout the main SFR text and within the quality and methodology information document. For further details see the [key stage 2](#) and [key stage 4](#) SFRs.

2. Attainment and progress (A1, A2, B1, B2, B3 & B4)

Key stage 2

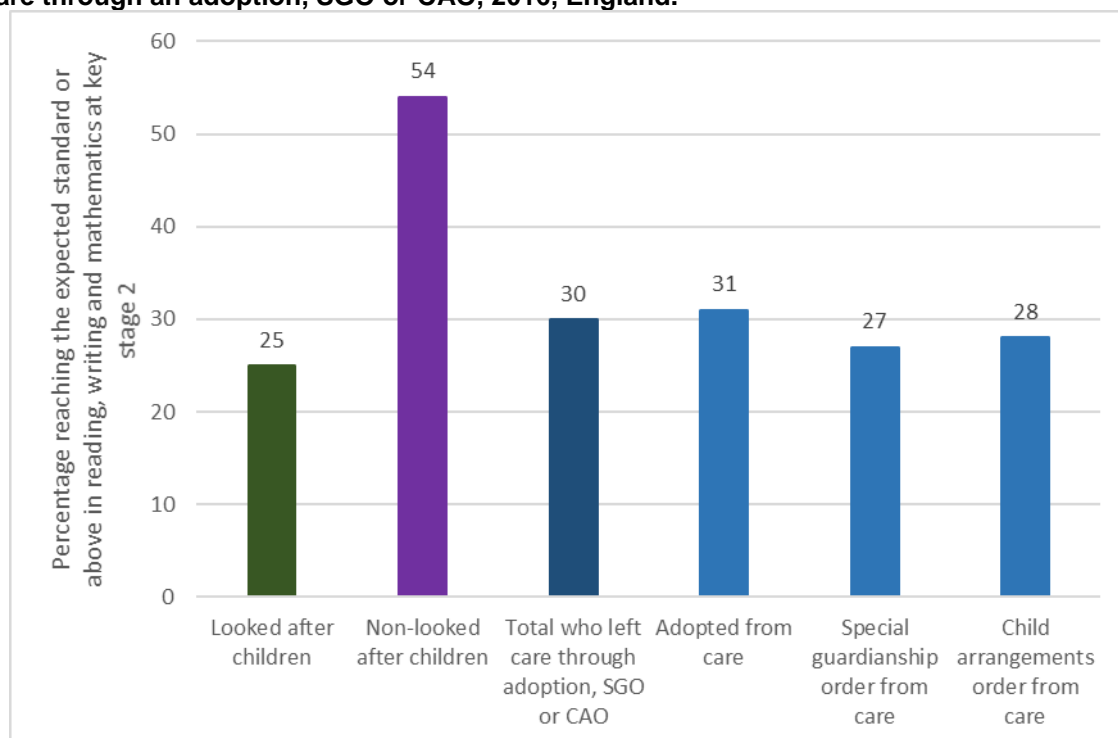
At key stage 2 in 2016, slightly more children who left care through an adoption, SGO or CAO reached the expected standard or above across the range of attainment measures than looked after children. For example, the percentage of children who left care through an adoption, SGO or CAO reaching the expected standard or above in the headline measure reading, writing and mathematics is 30%, compared with 25% for looked after children. Far fewer children who left care through an adoption, SGO or CAO reached the expected standard or above than non-looked after children; the percentage of non-looked after children reaching the expected standard or above in the headline measure reading, writing and mathematics is 54%. These are similar patterns to the 2015 data for the old key stage 2 measures published in March 2016.

Table 2: Percentage of children achieving the expected standard or above in the headline measures at key stage 2, for looked after children, non-looked after children and children who left care through an adoption, SGO or CAO, 2016, England.

	Percentage reaching the expected standard or above in:				
	reading	writing	mathematics	grammar, punctuation and spelling	reading, writing and mathematics
Looked after children	41	46	41	44	25
Non-looked after children	66	74	70	73	54
Total who left care through adoption, SGO or CAO	49	50	45	50	30
Adopted from care	51	50	46	52	31
Special guardianship order from care	46	50	43	47	27
Child arrangement order from care	44	53	47	48	28

Source: School Census and Alternative Provision Census-NPD

Figure 1: Percentage of children achieving the expected standard or above in the combined reading, writing and mathematics measure at key stage 2, for looked after children, non-looked after children and children who left care through an adoption, SGO or CAO, 2016, England.



Source: School Census and Alternative Provision Census-NPD

Separately, at key stage 2, the performance of those children who left care through an adoption, SGO or CAO is broadly similar.

In this publication the coverage of schools included in the progress measures is wider than in the revised [2016 key stage 2 assessments publication](#) – more details are available in the quality and methodology information document. The information below is for all children included in the progress measure calculations (state-funded schools and non-maintained special schools).

For the three progress measures at key stage 2 (reading, writing and mathematics), children that have left care due to an adoption, SGO or CAO progress less well than looked after children and non-looked after children. Children that have left care due to a CAO progress slightly better than those that have left due to a SGO, who progress slightly better than those that have left care due to an adoption.

Table 3: Average progress scores at key stage 2, for looked after children, non-looked after children and children who left care through an adoption, SGO or CAO, 2016, England.

	Average progress score in:								
	reading	lower confidence interval	upper confidence interval	writing	lower confidence interval	upper confidence interval	mathematics	lower confidence interval	upper confidence interval
Looked after children	-0.5	-0.7	-0.2	-1.0	-1.2	-0.8	-1.3	-1.5	-1.1
Non-looked after children	-0.1	-0.1	-0.1	-0.1	-0.1	-0.1	-0.1	-0.1	-0.1
Total who left care through adoption, SGO or CAO	-1.2	-1.4	-1.0	-2.2	-2.4	-2.0	-2.4	-2.6	-2.3
Adopted from care	-1.3	-1.6	-1.1	-2.7	-3.0	-2.5	-2.9	-3.2	-2.7
Special guardianship order from care	-1.1	-1.5	-0.7	-1.3	-1.7	-0.9	-1.6	-2.0	-1.3
Child arrangements order from care	-0.3	-1.0	0.3	-0.7	-1.4	-0.2	-1.1	-1.7	-0.6

Source: School Census and Alternative Provision Census-NPD

Key stage 4

At key stage 4 in 2016, the average Attainment 8 score for children who left care through an adoption, SGO or CAO is 34.7 compared to 22.8 for looked after children and 48.1 for non-looked after children. The pattern is similar for the other headline measures; children who left care through an adoption, SGO or CAO achieve better than looked after children but not as well as non-looked after children.

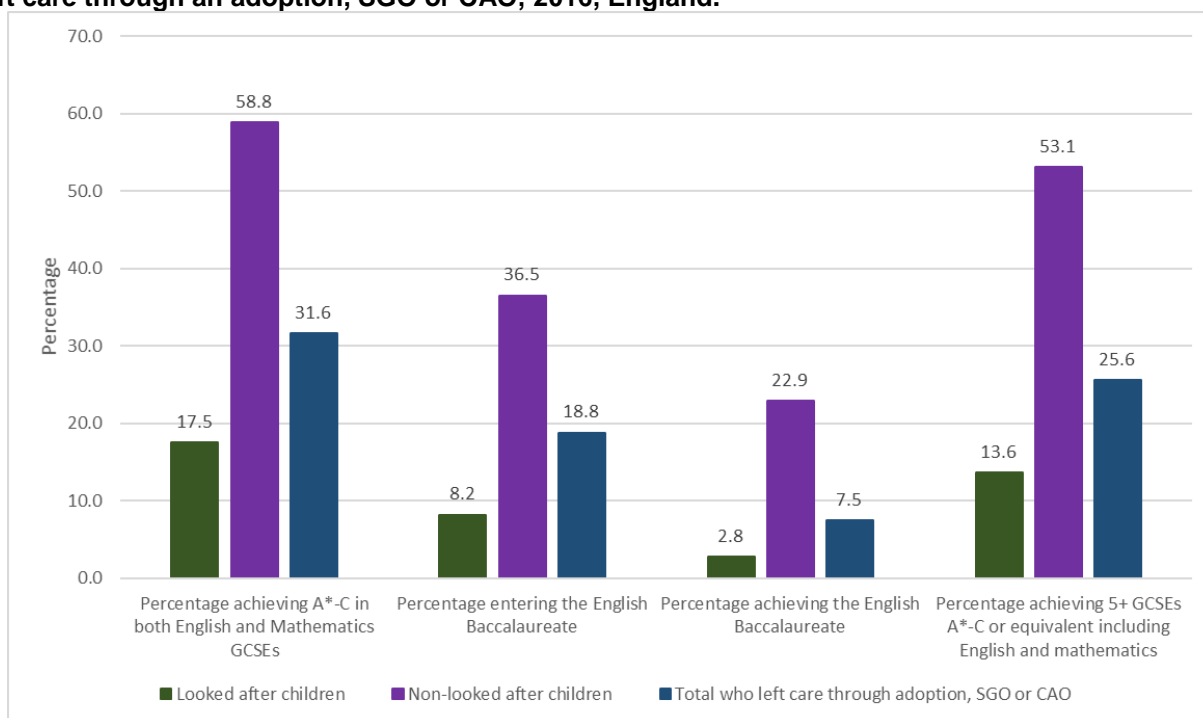
Table 4: Attainment measures at key stage 4, for looked after children, non-looked after children and children who left care through an adoption, SGO or CAO, 2016, England.

	Average Attainment 8 score	Percentage achieving A*-C in both English and Mathematics GCSEs	Percentage entering the English Baccalaureate	Percentage achieving the English Baccalaureate	Percentage achieving 5+ GCSEs A*-C or equivalent including English and mathematics
Looked after children	22.8	17.5	8.2	2.8	13.6
Non-looked after children	48.1	58.8	36.5	22.9	53.1
Total who left care through adoption, SGO or CAO	34.7	31.6	18.8	7.5	25.6
Adopted from care	34.5	31.7	19.6	7.8	25.3
Special guardianship order from care	35.3	31.5	12.8	4.7	25.3
Child arrangements order from care	35.2	31.0	23.3	10.9	28.7

Source: School Census and Alternative Provision Census-NPD

Separately, at key stage 4, the performance of those children who left care through an adoption, SGO or CAO is broadly similar though those with an SGO are less likely to enter or achieve the English Baccalaureate.

Figure 2: Attainment measures at key stage 4, for looked after children, non-looked after children and children who left care through an adoption, SGO or CAO, 2016, England.



Source: School Census and Alternative Provision Census-NPD

In this publication the coverage for Progress 8 is wider than in the [2016 key stage 4 GCSE and equivalent results publication](#) – more details are available in the quality and methodology information document. The information below is for all children included in the progress measure calculations (state-funded schools, non-maintained special schools and alternative provision).

Table 5: Average Progress 8 scores at key stage 4, for looked after children, non-looked after children and children who left care through an adoption, SGO or CAO, 2016, England.

	Average Progress 8 score	<i>Lower confidence interval</i>	<i>Upper confidence interval</i>
Looked after children	-1.14	-1.17	-1.1
Non-looked after children	-0.08	-0.08	-0.07
Total who left care through adoption, SGO or CAO	-0.62	-0.68	-0.57
Adopted from care	-0.64	-0.71	-0.58
Special guardianship order from care	-0.52	-0.65	-0.39
Child arrangement order from care	-0.63	-0.82	-0.44

Source: School Census and Alternative Provision Census-NPD

Progress at key stage 4 follows a similar pattern to attainment at key stage 4; children who left care through an adoption, SGO or CAO progress better than looked after children but not as well as non-looked after children. Children that have left care due to a SGO progress slightly better than those that have left due to a CAO or those that have left care due to an adoption. These patterns are slightly different from those found at key stage 2.

3. Accompanying tables

The following tables are available in Excel format on the [department's statistics website](#):

National Tables

- A1 Key stage 2 eligibility and performance of former looked after children who have been adopted, or were the subject of a special guardianship order or a child arrangements order, by SEN and gender, 2016
- A2 Key stage 2 average progress scores of former looked after children who have been adopted, or were the subject of a special guardianship order or a child arrangements order, by SEN and gender, 2016
- B1 Key stage 4 eligibility and performance of former looked after children who have been adopted, or were the subject of a special guardianship order or a child arrangements order, by SEN and gender, 2015 to 2016
- B2 Key stage 4 average Attainment 8 scores of former looked after children who have been adopted, or were the subject of a special guardianship order or a child arrangements order, by SEN and gender, 2016
- B3 Key stage 4 average Progress 8 scores of former looked after children who have been adopted, or were the subject of a special guardianship order or a child arrangements order, by SEN and gender, 2016
- B4 Key stage 4 eligibility and performance of former looked after children who have been adopted, or were the subject of a special guardianship order or a child arrangements order, percentage achieving 5+ GCSEs A*-C or equivalent including English and mathematics, 2015 to 2016

When reviewing the tables, please note that:

Rounding conventions	The National Statistics Code of Practice requires that reasonable steps should be taken to ensure that all published or disseminated statistics produced by the Department for Education protect confidentiality. Further information on the rounding conventions used in this SFR are included in the quality and methodology information document.
----------------------	---

4. Further information is available

Children looked after in England, including adoption	Information about looked-after children in England for the year ending 31 March 2016 was published on 29 September 2016. It includes the number of looked after children, the reasons why children are looked after, their legal status and type of placement, and the number of children who started to be, or ceased to be, looked after during the year ending 31 March 2016. It also covers the number of looked after children who were placed for adoption, the number of looked after children adopted and the average time between different stages of the adoption process.
Children in need and child protection statistics for England	Information on referrals, assessments and children who were the subject of a child protection plan (taken from the Children in Need census) is available for 2016 on the children in need statistics website .
Information on care proceedings in England	The Children and Family Court Advisory and Support Service (CAFCASS) publish information on care proceedings applications made by local authorities where CAFCASS has been appointed by the court to represent the interests of children.
Local authority children in care and adoption statistics	Children in care and adoption performance tables and adoption scorecards show how local authorities and looked after children's services compare with others in England.
Local authority expenditure	Information on local authority planned expenditure on schools, education, children and young people's services is available for the financial year 2015-16. This data is returned to DfE by local authorities via the Section 251 Budget Return.
Ofsted statistics	Ofsted publish inspection outcomes for local authority children's services and children's social care providers in England as well as data on the placements of children looked after.
Scotland	Statistics on adoptions of children looked after in Scotland are available for 2014-15 on the Scottish Government website .
Wales	Statistics on the adoptions of children looked after in Wales are available for the period up to 31 March 2016 on the Welsh Government website .
Northern Ireland	Statistics on children adopted from care in Northern Ireland are available for 2015-16 and are published on the Department of Health website .

5. Official Statistics

The United Kingdom Statistics Authority has designated these statistics as Official Statistics, in accordance with the Statistics and Registration Service Act 2007 and signifying compliance with the Code of Practice for Official Statistics.

Designation can be broadly interpreted to mean that the statistics:

- meet identified user needs;
- are well explained and readily accessible;
- are produced according to sound methods, and
- are managed impartially and objectively in the public interest.

Once statistics have been designated as Official Statistics it is a statutory requirement that the Code of Practice shall continue to be observed.

The Department has a set of [statistical policies](#) in line with the Code of Practice for Official Statistics.

6. Technical information

A quality and methodology information document accompanies the Outcomes for children looked after by local authorities in England, 31 March 2016 SFR. This provides further information on the data sources, their coverage and quality and explains the methodology used in producing the data, including how it is validated and processed.

7. Get in touch

Media enquiries

Press Office News Desk, Department for Education, Sanctuary Buildings, Great Smith Street, London SW1P 3BT.

Tel: 020 7783 8300

Other enquiries/feedback

Bree Waine, Children and Early Years Data Team, Department for Education, Level 2 Bishopsgate House, Darlington, DL1 5QE.

Tel: 01325 340824 Email: CLA.STATS@education.gov.uk



Department
for Education

© Crown copyright 2017

This publication (not including logos) is licensed under the terms of the Open Government Licence v3.0 except where otherwise stated. Where we have identified any third party copyright information you will need to obtain permission from the copyright holders concerned.

To view this licence:

visit www.nationalarchives.gov.uk/doc/open-government-licence/version/3

email psi@nationalarchives.gsi.gov.uk

write to Information Policy Team, The National Archives, Kew, London, TW9 4DU

About this publication:

Bree Waine, Children and Early Years Data Team, Department for Education, Level 2
Bishopsgate House, Darlington, DL1 5QE.

Tel: 01325 340824 Email: CLA.STATS@education.gov.uk

Reference: SFR 12/2017



Follow us on Twitter:
[@educationgovuk](https://twitter.com/educationgovuk)



Like us on Facebook:
facebook.com/educationgovuk