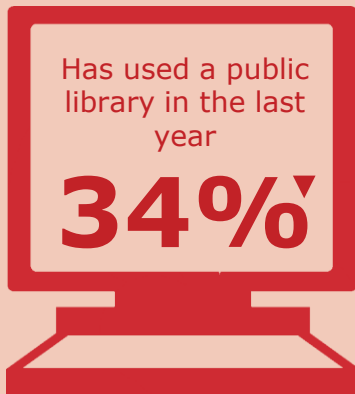





▲ indicates significant increase to 05/06
▼ indicates significant decrease to 05/06

Libraries

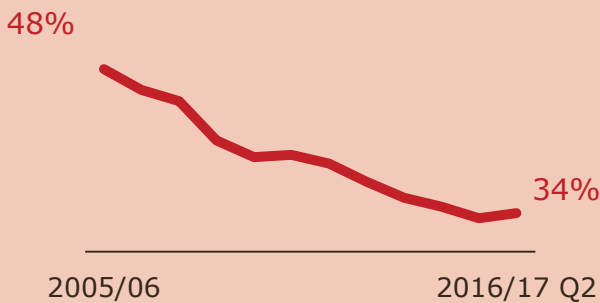
During the past 12 months, have you used a public library?




Frequency of attendance



Over time



Library engagement by age group and gender



Male

30%▼
2016/17 Q2

44%
2005/06



Female

38%▼
2016/17 Q2

52%
2005/06

