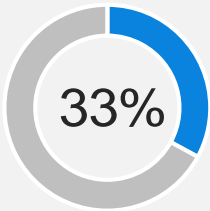
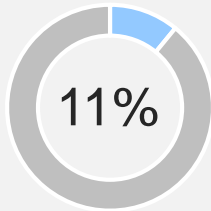




Volunteering



Has done
voluntary work
in the last 12
months



Has done
voluntary work
in the DCMS
sectors in the
last 12 months

Of those who had volunteered*:



The arts
7%



Heritage
5%



Museums and
galleries
2%



Libraries
2%

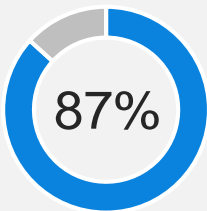


Sport
20%

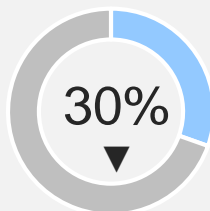


Archives
1%

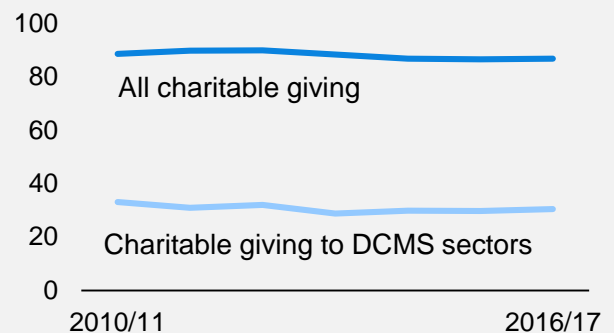
Charitable Giving



Has donated
money to
charity in the
last 12 months



Has donated money to
a charity in the culture
or sport sectors in the
last 12 months



The arts
5%
▼



Heritage
14%



Museums and
galleries
16%



Libraries
1%



Sport
7%

▲▼ Statistically significant increase/decrease since 2010/11 for charitable giving

Volunteering data for 2016/17 not comparable with previous years

*Volunteering sector breakdowns based on all those who had done any voluntary work in the last 12 months

Charitable giving sector breakdowns based on all respondents, not just those that had donated money to charity

Icons used in this infographic from [icons8](http://icons8.com).