

England summary

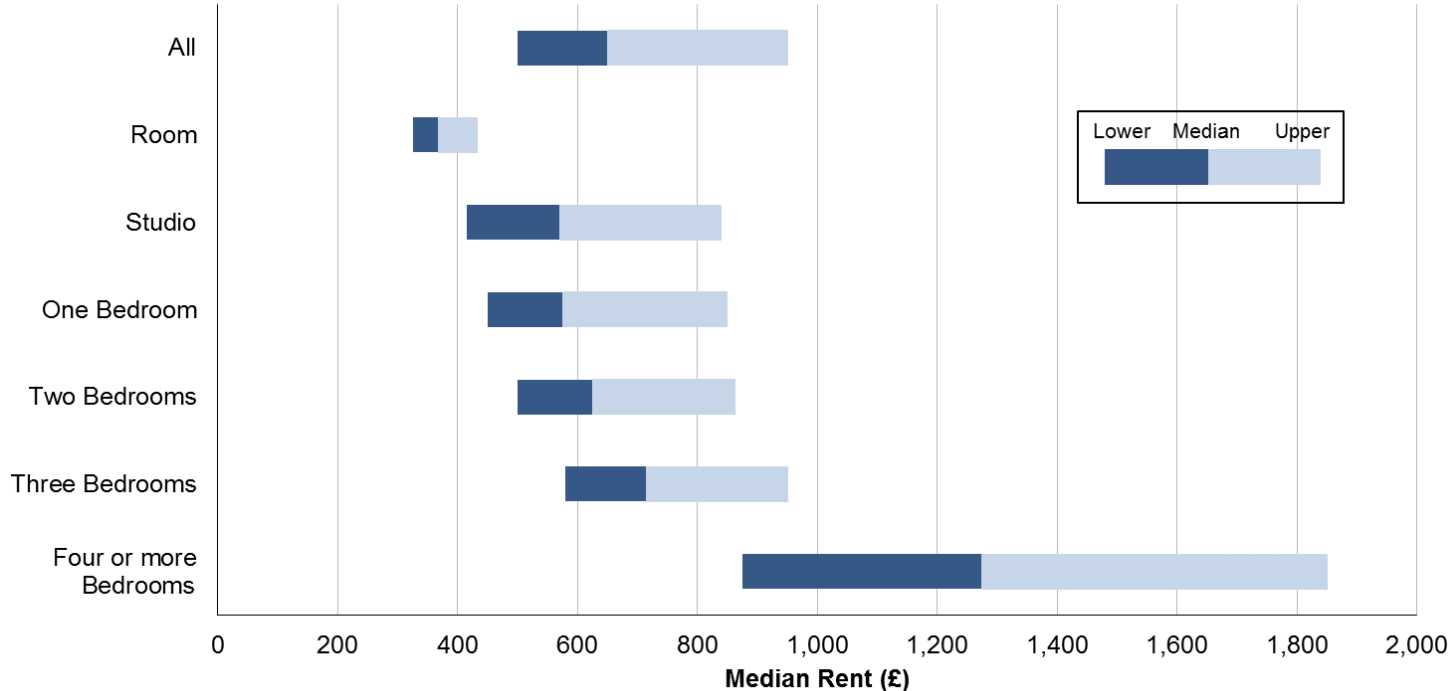
The median monthly rent was £650 with an interquartile range of £500 to £950.

London had the highest median monthly rent at £1,473, and North East had the lowest median monthly rent at £480. The second highest median monthly rent is South East at £850.

London rents are generally much higher and have different characteristics to other regions. London has the largest interquartile range (difference between the upper and lower quartile) of monthly rents, with the lower quartile for London higher than the upper quartile for every other region.

The highest median rents for a borough or district in England were in Kensington and Chelsea, London (£2,492). The lowest median rent was in City of Kingston upon Hull UA (£395).

Median and interquartile range of monthly rents by bedroom category: England between 1 October 2015 and 30 September 2016



Definitions

Median – when a series of numbers are arranged by order of magnitude the median represents the middle value.

Interquartile range – difference between lower quartile and upper quartile, representing the middle 50 per cent of monthly rent values.

Maps

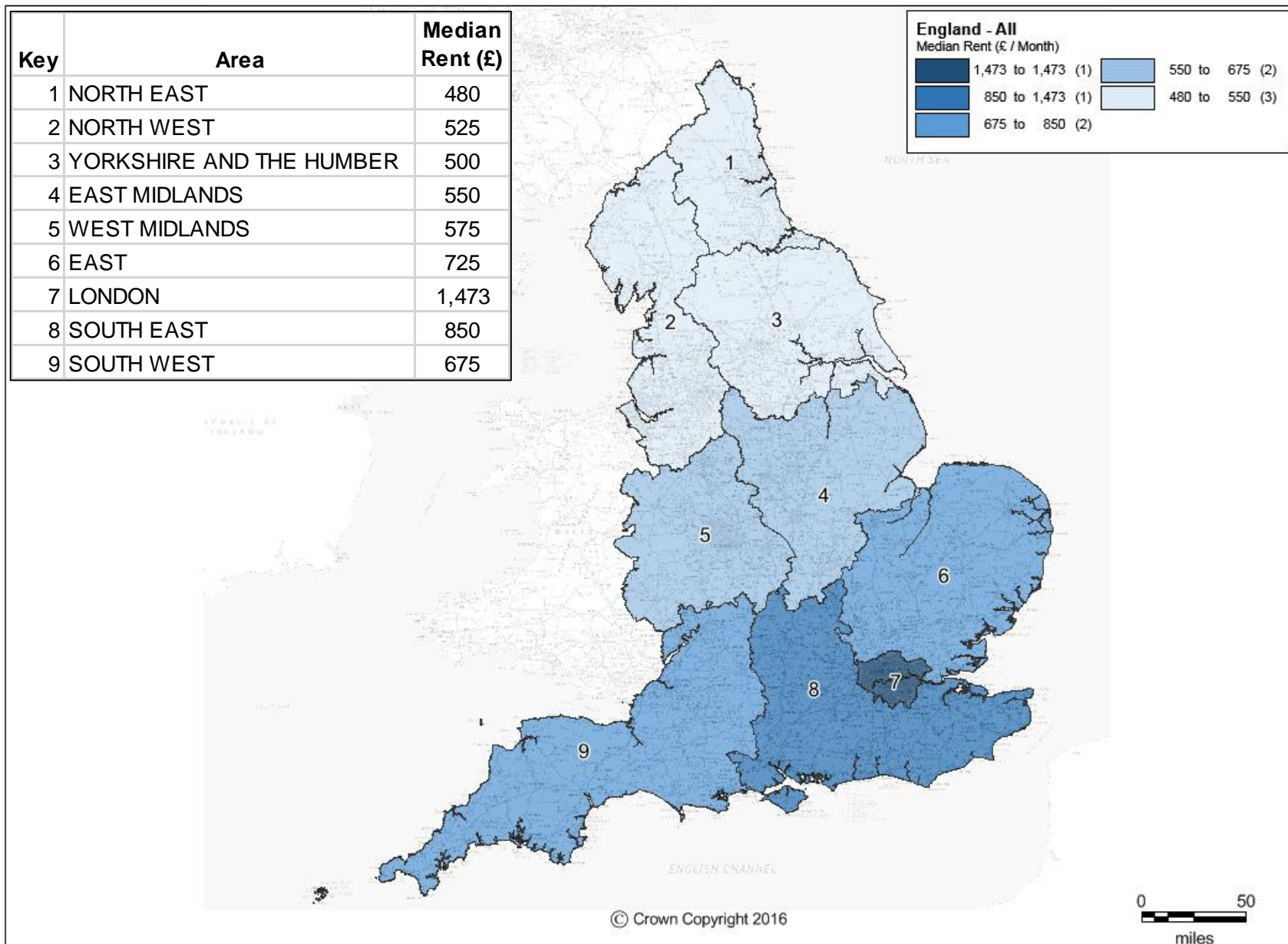
The maps on the following pages show the median monthly rents for England for each bedroom category.

The ranges for the maps are produced using 'natural breaks'; a method that separates values into groups which are naturally present in the data. Similar values are gathered together in such a way that the differences between groups are maximised.

The rents contained within each group are greater than or equal to the lower bound and strictly less than the upper bound. For example, a group with a range of £400 to £450 would contain rents greater than or equal to £400 and strictly less than £450.

Readers should take care as some categories have small sample sizes. The full tables can be found on the [GOV.UK](https://gov.uk) page for the release.

Private rental market statistics, 'All' monthly rents recorded between 1 October 2015 and 30 September 2016 for England

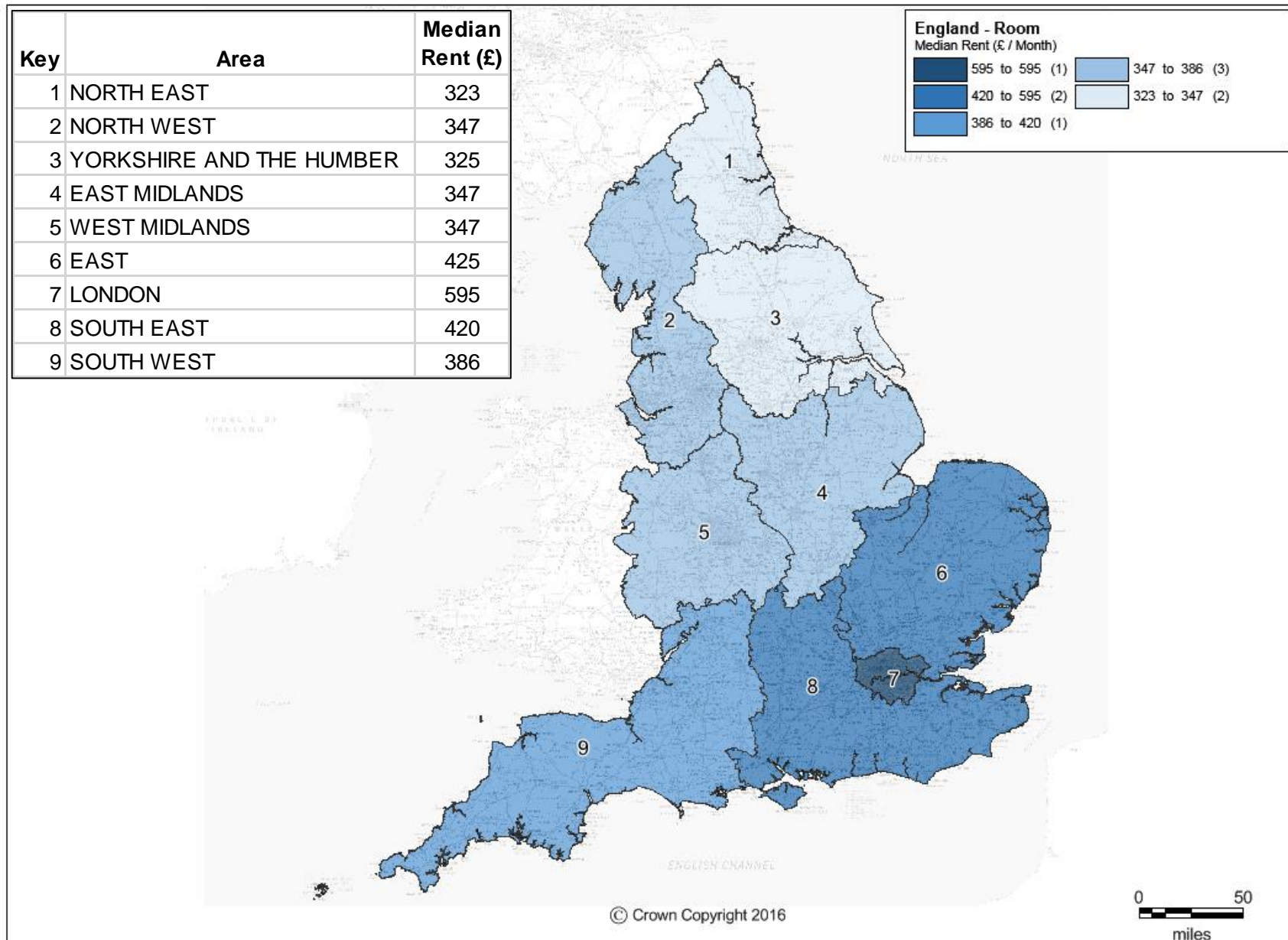


Statistics derived from fewer than five observations have been suppressed and denoted by '-'.

The data used to generate these statistics are based on a sample of rental information, collected by Rent Officers from landlords and letting agents.

The composition of this sample changes over time therefore any differences in median rent may be due to differences in the sample rather than true changes in the rental market.

Private rental market statistics, 'Room' monthly rents recorded between 1 October 2015 and 30 September 2016 for England

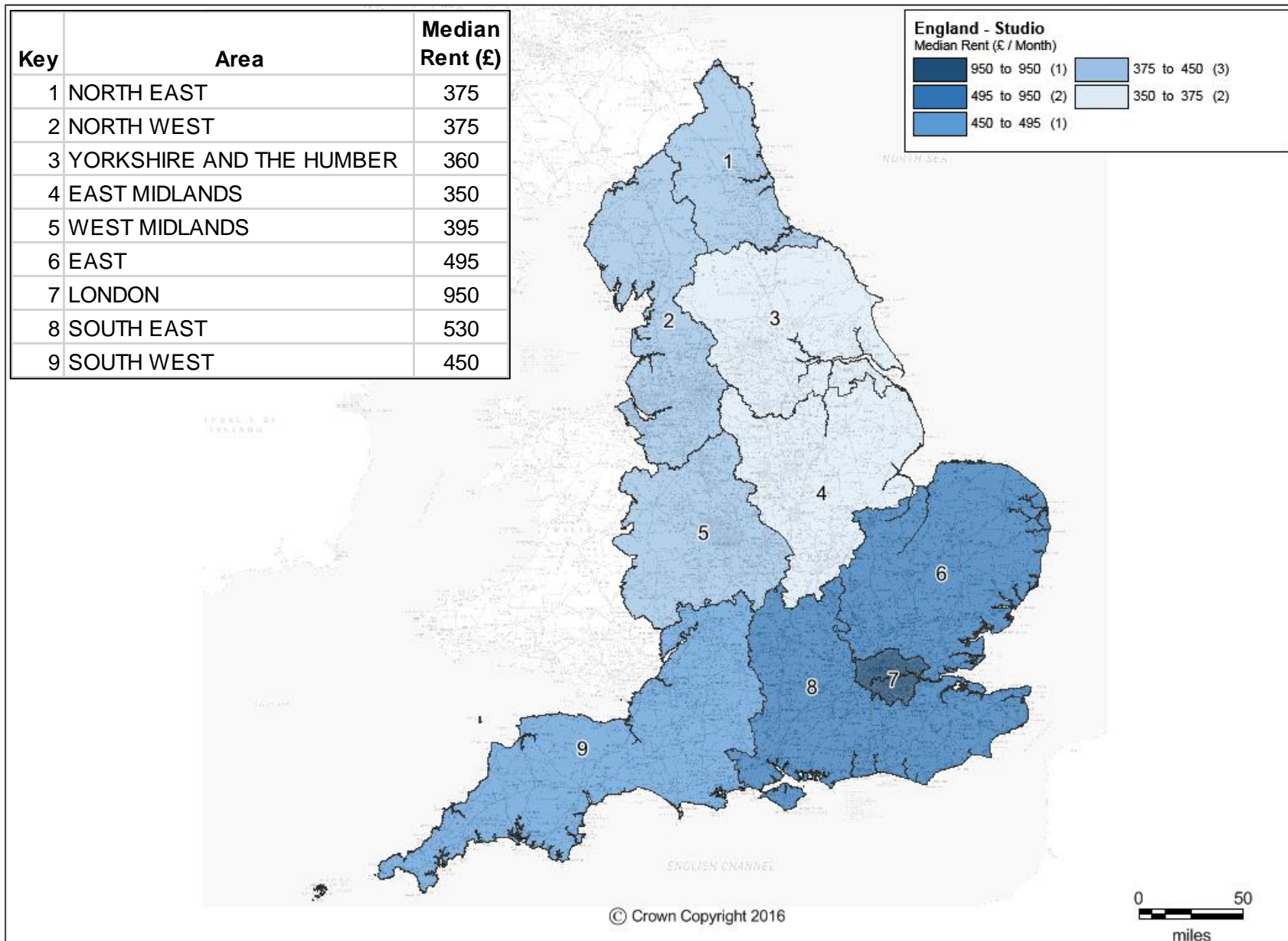


Statistics derived from fewer than five observations have been suppressed and denoted by '-'.

The data used to generate these statistics are based on a sample of rental information, collected by Rent Officers from landlords and letting agents.

The composition of this sample changes over time therefore any differences in median rent may be due to differences in the sample rather than true changes in the rental market.

**Private rental market statistics, 'Studio' monthly rents
recorded between 1 October 2015 and 30 September 2016 for England**

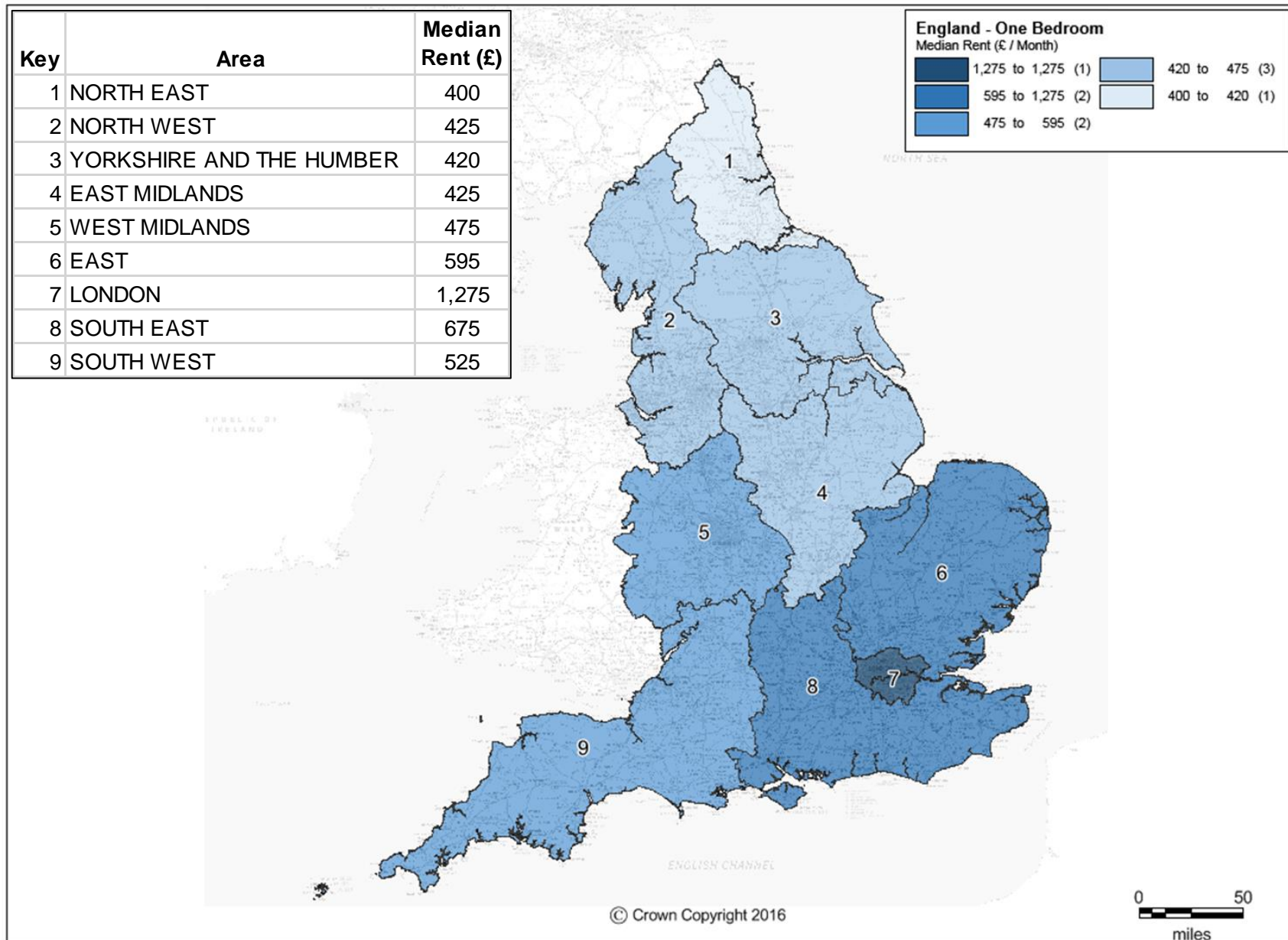


Statistics derived from fewer than five observations have been suppressed and denoted by '-'.

The data used to generate these statistics are based on a sample of rental information, collected by Rent Officers from landlords and letting agents.

The composition of this sample changes over time therefore any differences in median rent may be due to differences in the sample rather than true changes in the rental market.

Private rental market statistics, 'One Bedroom' monthly rents recorded between 1 October 2015 and 30 September 2016 for England

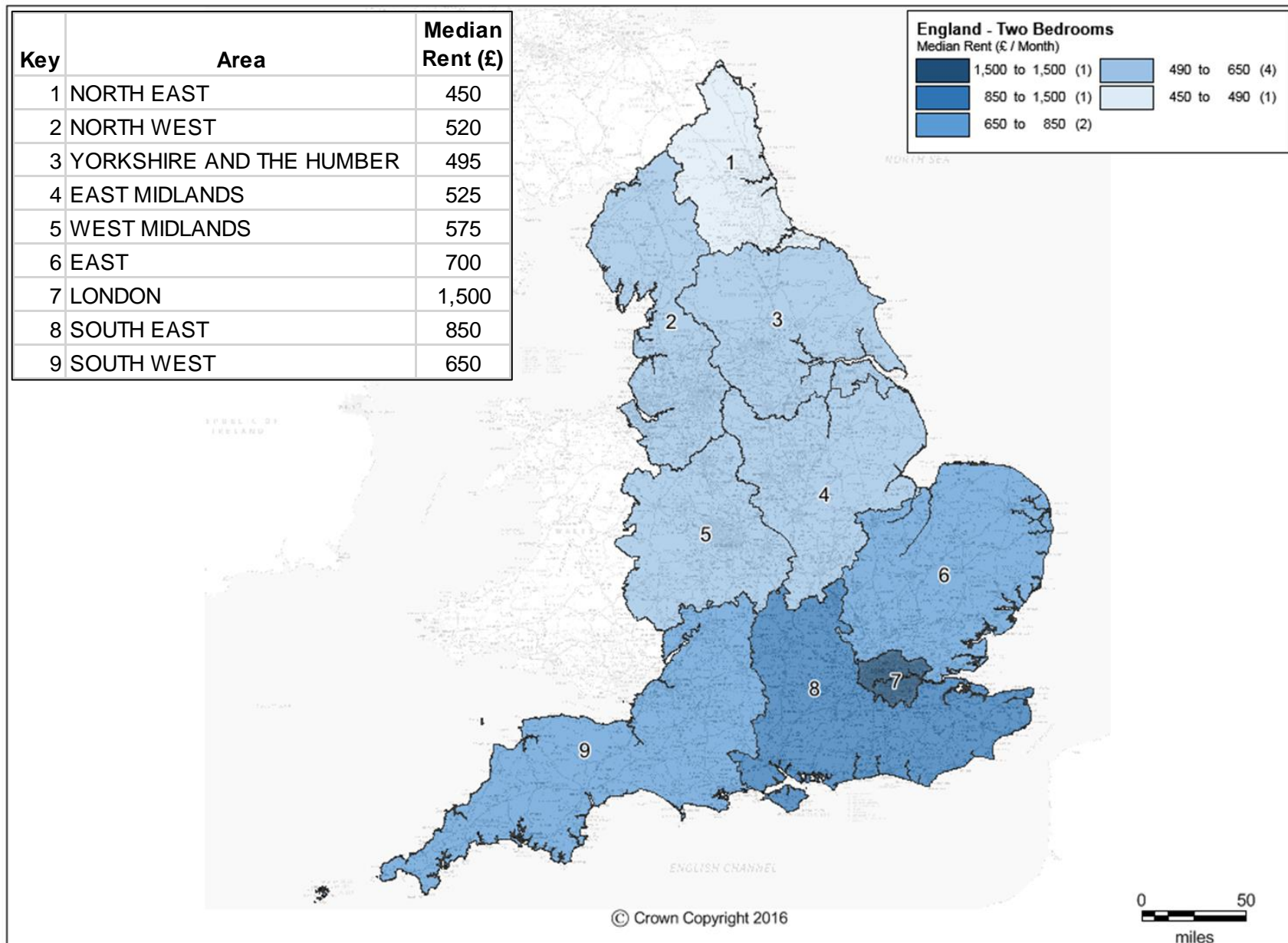


Statistics derived from fewer than five observations have been suppressed and denoted by '-'.

The data used to generate these statistics are based on a sample of rental information, collected by Rent Officers from landlords and letting agents.

The composition of this sample changes over time therefore any differences in median rent may be due to differences in the sample rather than true changes in the rental market.

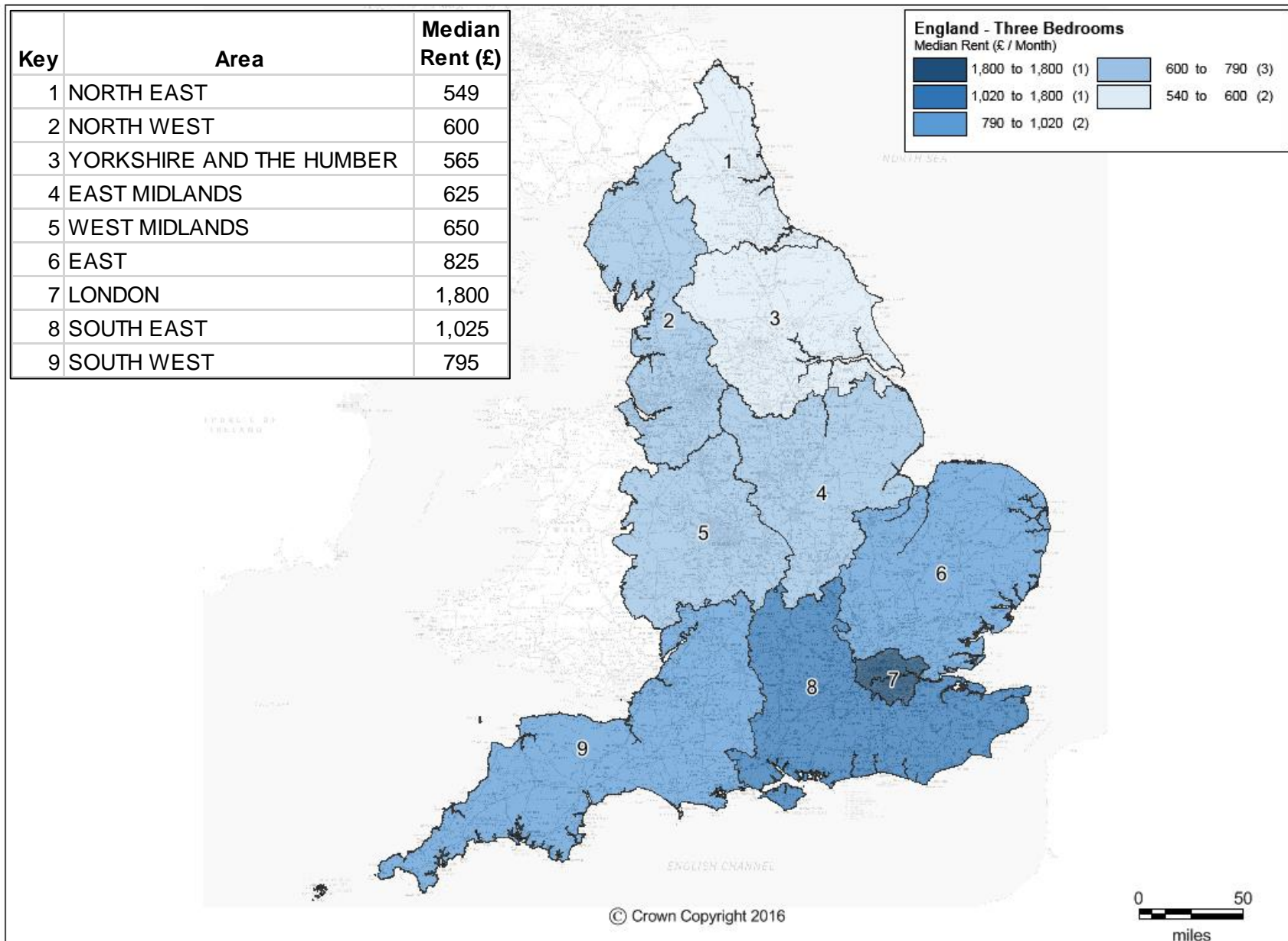
Private rental market statistics, 'Two Bedrooms' monthly rents recorded between 1 October 2015 and 30 September 2016 for England



Statistics derived from fewer than five observations have been suppressed and denoted by '-'. The data used to generate these statistics are based on a sample of rental information, collected by Rent Officers from landlords and letting agents.

The composition of this sample changes over time therefore any differences in median rent may be due to differences in the sample rather than true changes in the rental market.

Private rental market statistics, 'Three Bedrooms' monthly rents recorded between 1 October 2015 and 30 September 2016 for England

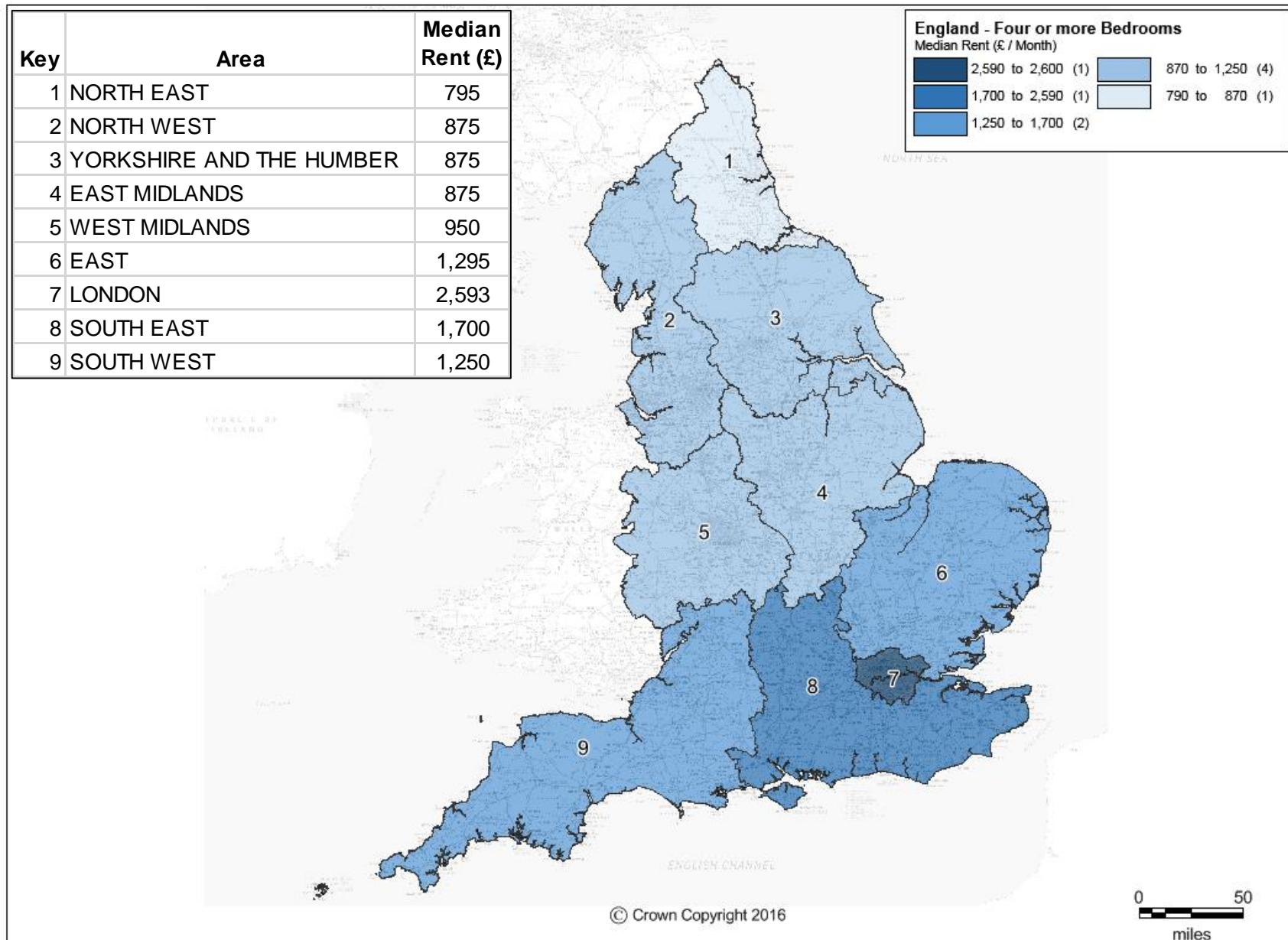


Statistics derived from fewer than five observations have been suppressed and denoted by '-'.

The data used to generate these statistics are based on a sample of rental information, collected by Rent Officers from landlords and letting agents.

The composition of this sample changes over time therefore any differences in median rent may be due to differences in the sample rather than true changes in the rental market.

Private rental market statistics, 'Four or more Bedrooms' monthly rents recorded between 1 October 2015 and 30 September 2016 for England



Statistics derived from fewer than five observations have been suppressed and denoted by '-'.

The data used to generate these statistics are based on a sample of rental information, collected by Rent Officers from landlords and letting agents.

The composition of this sample changes over time therefore any differences in median rent may be due to differences in the sample rather than true changes in the rental market.