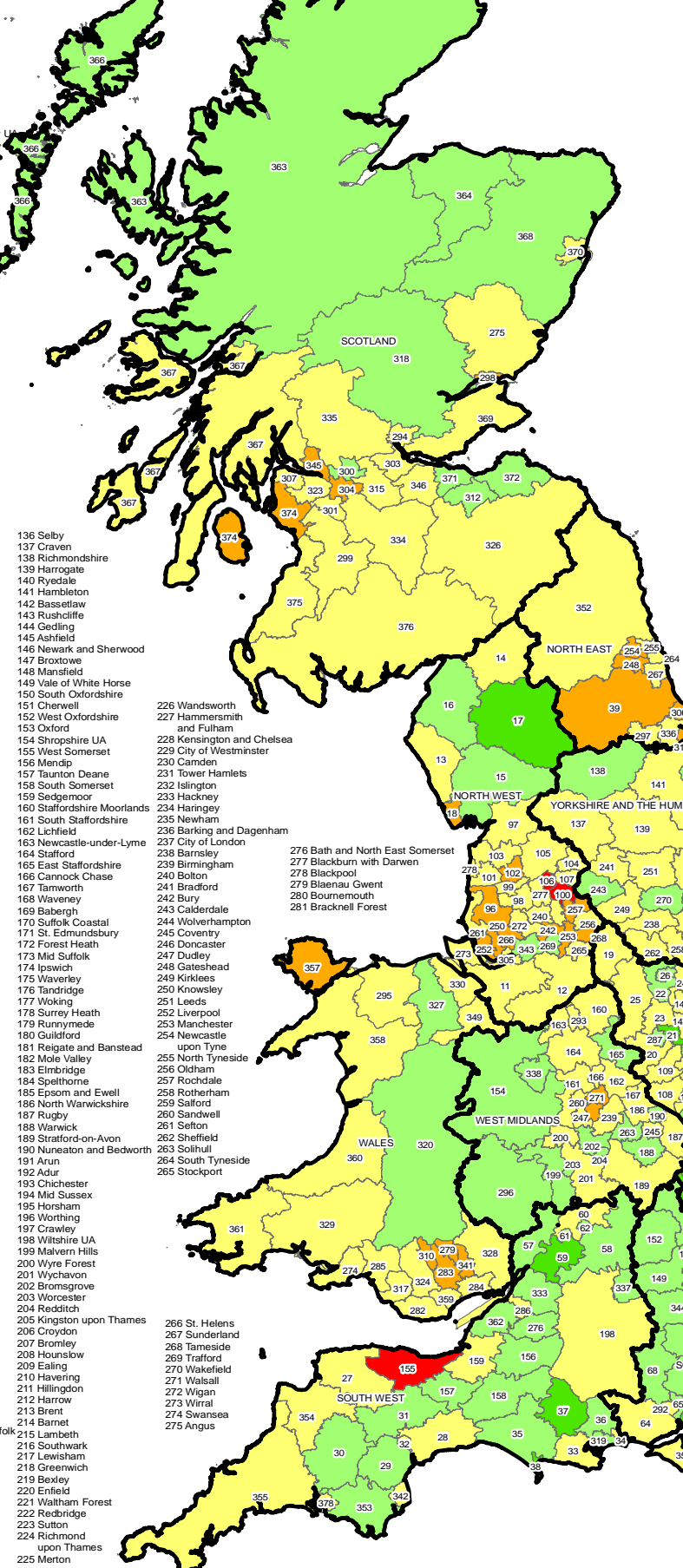
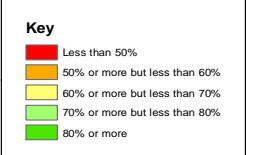
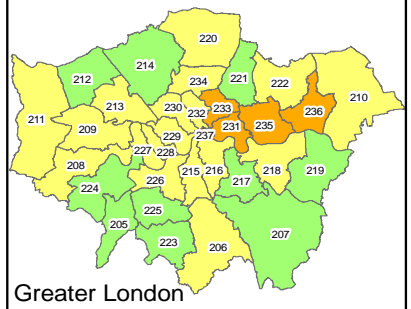


Employment Rates of those Aged 50-64 in Great Britain

- 0 Central Bedfordshire
- 1 Bedford
- 2 Wycombe
- 3 South Bucks
- 4 Chiltern
- 5 Aylesbury Vale
- 6 Fenland
- 7 South Cambridgeshire
- 8 East Cambridgeshire
- 9 Huntingdonshire
- 10 Cambridge
- 11 Cheshire West and Chester
- 12 Cheshire East UA
- 13 Copeland
- 14 Carlisle
- 15 South Lakeland
- 16 Allerdale
- 17 Eden
- 18 Barrow-in-Furness
- 19 High Peak
- 20 South Derbyshire
- 21 Erewash
- 22 North East Derbyshire
- 23 Amber Valley
- 24 Bolsover
- 25 Derbyshire Dales
- 26 Chesterfield
- 27 North Devon
- 28 East Devon
- 29 Teignbridge
- 30 West Devon
- 31 Mid Devon
- 32 Exeter
- 33 Purbeck
- 34 Christchurch
- 35 West Dorset
- 36 East Dorset
- 37 North Dorset
- 38 Weymouth and Portland
- 39 County Durham UA
- 40 Lewes
- 41 Rother
- 42 Wealden
- 43 Eastbourne
- 44 Hastings
- 45 Brentwood
- 46 Rochford
- 47 Epping Forest
- 48 Tendring
- 49 Uttlesford
- 50 Chelmsford
- 51 Colchester
- 52 Maldon
- 53 Braintree
- 54 Harlow
- 55 Basildon
- 56 Castle Point
- 57 Forest of Dean
- 58 Cotswold
- 59 Stroud
- 60 Tewkesbury
- 61 Gloucester
- 62 Cheltenham
- 63 Basingstoke and Deane
- 64 New Forest
- 65 Eastleigh
- 66 East Hampshire
- 67 Winchester
- 68 Test Valley
- 69 Hart
- 70 Gosport
- 71 Fareham
- 72 Havant
- 73 Rushmore
- 74 Three Rivers
- 75 Hertsmere
- 76 Broxbourne
- 77 Dacorum
- 78 East Hertfordshire
- 79 St. Albans
- 80 Welwyn Hatfield
- 81 North Hertfordshire
- 82 Watford
- 83 Stevenage
- 84 Tunbridge Wells
- 85 Shepway
- 86 Sevenoaks
- 87 Tonbridge and Malling
- 88 Thanet
- 89 Ashford
- 90 Canterbury
- 91 Dover
- 92 Maidstone
- 93 Swale
- 94 Dartford
- 95 Gravesham
- 96 West Lancashire
- 97 Lancaster
- 98 Chorley
- 99 South Ribble
- 100 Rossendale
- 101 Fylde
- 102 Preston
- 103 Wyre
- 104 Pendle
- 105 Ribble Valley
- 106 Hyndburn
- 107 Burnley
- 108 Hincley and Bosworth
- 109 North West Leicestershire
- 110 Melton
- 111 Harborough
- 112 Blaby
- 113 Charnwood
- 114 Cadby and Wigston
- 115 South Lindsey
- 116 South Kesteven
- 117 South Holland
- 118 Boston
- 119 North Kesteven
- 120 East Lindsey
- 121 Lincoln
- 122 North Norfolk
- 123 Great Yarmouth
- 124 South Norfolk
- 125 King's Lynn and West Norfolk
- 126 Breckland
- 127 Norwich
- 128 South Northamptonshire
- 129 East Northamptonshire
- 130 Daventry
- 131 Wellingborough
- 132 Kettering
- 133 Northampton
- 134 Corby
- 135 Scarborough
- 225 Merton



- 282 Vale of Glamorgan
- 283 Caerphilly
- 284 Newport
- 285 Neath Port Talbot
- 286 Bristol
- 287 Derby
- 288 Kingston upon Hull
- 289 Leicester
- 290 Nottingham
- 291 Peterborough
- 292 Southampton
- 293 Stoke-on-Trent
- 294 Clackmannanshire
- 295 Conwy
- 296 County of Herefordshire
- 297 Darlington
- 298 Dundee City
- 299 East Ayrshire
- 300 East Dunbartonshire
- 301 East Renfrewshire
- 302 East Riding of Yorkshire
- 303 Falkirk
- 304 Glasgow City
- 305 Halton
- 306 Hartlepool
- 307 Inverclyde
- 308 Luton
- 309 Medway
- 310 Merthyr Tydfil
- 311 Middlesbrough
- 312 Midlothian
- 313 Milton Keynes
- 314 North East Lincolnshire
- 315 North Lanarkshire
- 316 North Lincolnshire
- 317 Bridgend
- 318 Perth and Kinross
- 319 Poole
- 320 Powys
- 321 Reading
- 322 Redcar and Cleveland
- 323 Renfrewshire
- 324 Rhondda, Cynon, Taff
- 325 Rutland
- 326 Scottish Borders
- 327 Denbighshire
- 328 Monmouthshire
- 329 Carmarthenshire
- 330 Flintshire
- 331 Slough
- 332 Southend-on-Sea
- 333 South Gloucestershire
- 334 South Lanarkshire
- 335 Stirling
- 336 Stockton-on-Tees
- 337 Swindon
- 338 Telford and Wrekin
- 339 Brighton and Hove
- 340 Thurrock
- 341 Torfaen
- 342 Torbay
- 343 Warrington
- 344 West Berkshire
- 345 West Dunbartonshire
- 346 West Lothian
- 347 Windsor and Maidenhead
- 348 Wokingham
- 349 Wrexham



Employment Rate of 50-64 year olds in Great Britain defined by Local Authority

