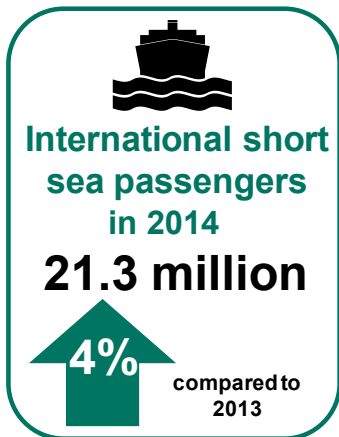


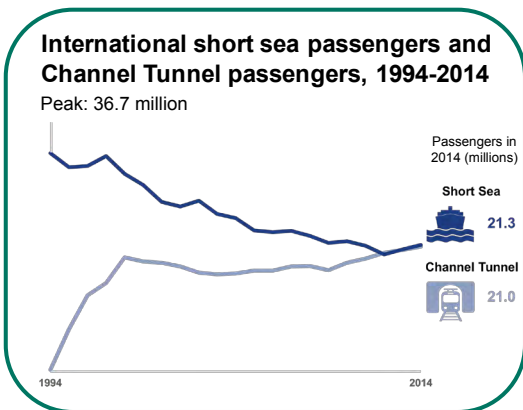



Provisional Sea Passenger Statistics: 2014


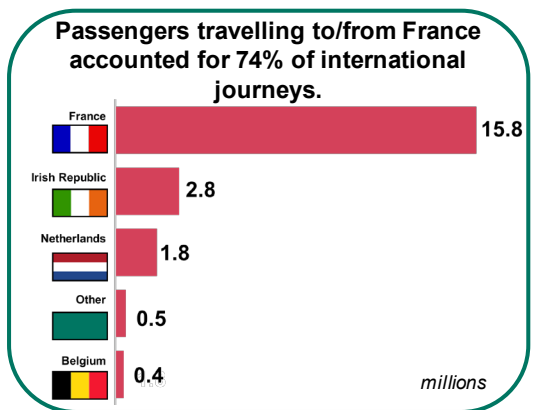
This summary sheet provides statistics for passengers on international short sea (ferry) routes and passengers on domestic sea crossings.



2nd annual increase
 following 10 years of decline.



In 2014, there were less than **half a million fewer** passengers travelling via the **channel tunnel** than by short sea ferry.



Final sea passenger statistics will be published in autumn 2015, including data for passengers on international cruises, long sea journeys, domestic river crossings and inter-island domestic routes, which are currently not available for 2014.