



Count of Gypsy and Traveller Caravans - January 2013

- The total number of Gypsy and Traveller caravans in England in January 2013 was almost 18,730, about 20 fewer than in January 2012.
- Approximately 6,930 caravans were on authorised socially-rented sites, an increase of about 130 since the January 2012 count.
- The number of caravans on authorised privately-financed sites was just over 9,100, under ten more than in January 2012.
- The number of caravans on unauthorised developments, on land owned by Gypsies and Travellers, was almost 1,840, approximately 50 below the number in January 2012.
- The number of caravans on unauthorised encampments, on land not owned by Gypsies and Travellers, was almost 860, approximately 100 less than in January 2012.
- Overall, the January 2013 count indicated that 86% of Gypsy and Traveller caravans in England were on authorised land and that 14% were on unauthorised land.

16 May 2013

Contents

Headlines	1
Introduction	2
Count of Gypsy and Traveller Caravans	3
Travelling Showpeople caravans	5
Historic data	5
Accompanying tables	6
Data sources	6
Revisions policy	7
Background notes	7
User consultation	7
Further information	8

Responsible statistician:
Andrew Presland

Media Enquiries:

office hours: 0303 444 4206

out of hours: 0303 444 1201

press@communities.gov.uk

Statistical enquiries:

office hours: 0303 444 3510

housing.statistics@communities.gov.uk

Introduction

This official statistical release provides summary information on local counts of Gypsy and Traveller caravans in England. These counts record the number of caravans on both authorised and unauthorised sites across England. They are carried out to provide local data on the number of caravans and the seasonal movement of caravans. This is a vital tool in identifying need for site provision and in tackling unauthorised encampments and developments.

The Count of Gypsy and Traveller Caravans publication is compiled from information submitted by local authorities in England. Local authorities carry out a count of caravans on Gypsy and Traveller sites twice a year, in January and July, providing a snapshot of the number of caravans on the day of the count. Information is collected about caravans on authorised socially-rented sites, authorised privately-funded sites, unauthorised developments (sites on land owned by Gypsies or Travellers for which planning permission had not been granted) and unauthorised encampments (on land not owned by Gypsies or Travellers and which do not have planning permission).

We publish information in four tables:

- Table 1 contains the number of caravans on authorised and unauthorised sites for the last five counts nationally and by local authority area;
- Table 2 contains details of the location and size of Gypsy/Traveller and Travelling Showpeople Caravan sites provided by local authorities and private registered providers;
- Table 3 contains the number of Travelling Showpeople caravans on authorised and unauthorised sites for the 2011, 2012 and 2013 counts nationally and by local authority area; and
- Table 4 gives national totals for the main categories of authorised and unauthorised sites for each count since January 1979.

Further details of the count of Travelling Showpeople, which takes place each January, are given on page 5. Data from the Gypsy and Traveller Caravan count are used by other Government departments, local authorities and essential services to plan service delivery. Collection and publication twice a year is essential to reflect winter residence and summer travelling trends and demands on services. Due to the strong seasonal differences between the January and July counts, all comparisons refer to year-on-year changes. Numbers quoted in this release have been rounded, given that estimates are made for non-responding local authorities and so quoting precise figures might be regarded as implying a spuriously high level of accuracy.

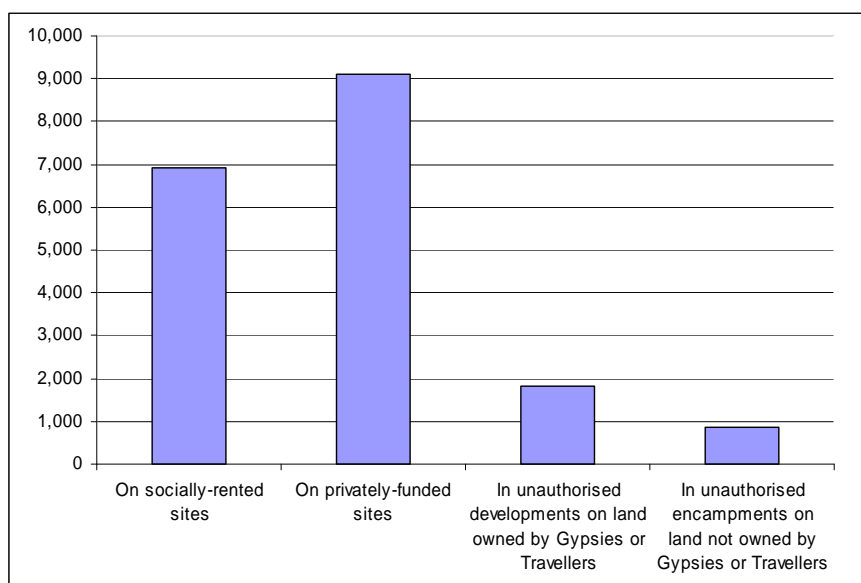
This statistical release does not include any regional totals following last year's consultation on the publication of regional statistics. Further details are given in the Written Ministerial Statement of 18 December 2012, which is available at <https://www.gov.uk/government/speeches/statistics-for-local-enterprise-partnerships-and-upper-tier-local-authorities>.

Count of Gypsy and Traveller caravans - England

Total numbers

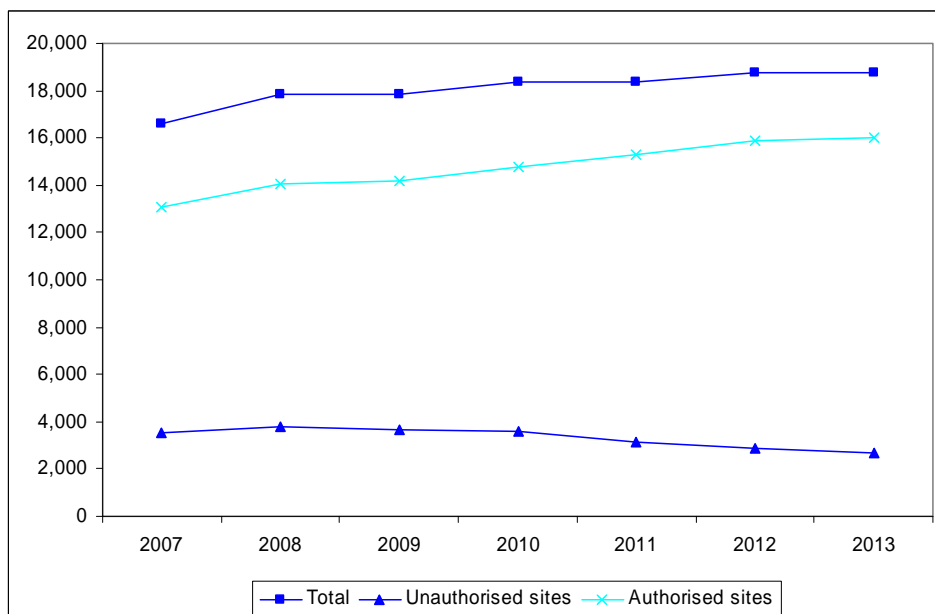
At the time of the January 2013 count, the total number of Gypsy and Traveller caravans in England was almost 18,730. Of these, approximately 6,930 (37%) were on socially-rented sites; 9,100 (49%) were on privately-funded sites; almost 1,840 (10%) were in unauthorised developments on land owned by Gypsies or Travellers; and almost 860 (5%) were in unauthorised encampments on land not owned by Gypsies or Travellers. This information is shown in Figure 1.

Figure 1: Total number of caravans in England, by type of site



The total number of Gypsy and Traveller Caravans in England has increased in recent years - by 13% since 2007 - as shown in Figure 2.

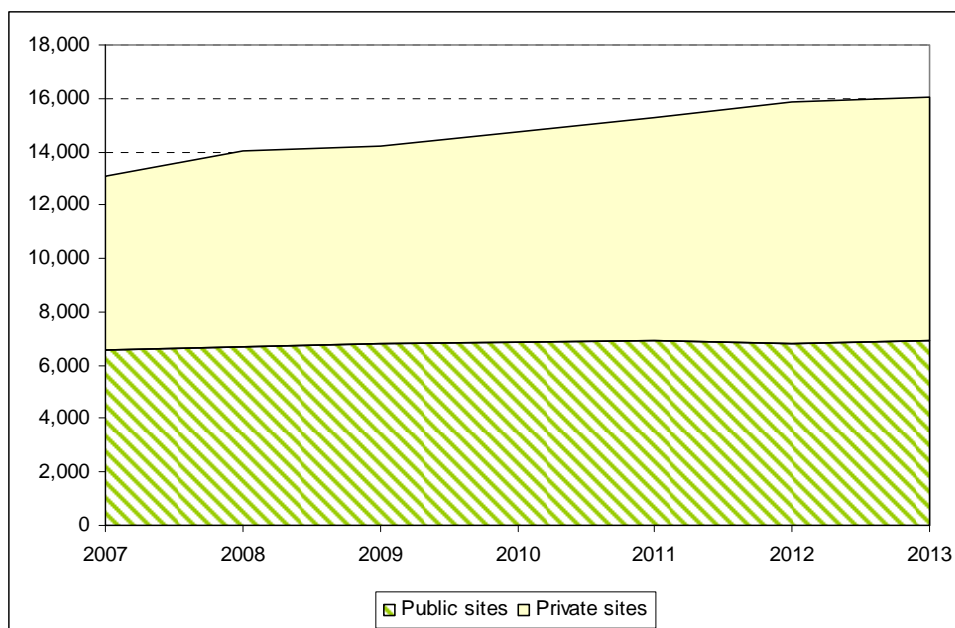
Figure 2: Total number of caravans in England (January counts only)



Numbers on authorised sites

As shown in Figure 3, the number of Gypsy and Traveller caravans on authorised sites in January 2013 was approximately 16,040, comprising approximately 6,930 caravans on socially-rented sites operated by local authorities and private Registered Providers and 9,100 caravans on privately-funded sites. This represents an overall increase of about 140 caravans over the number of caravans on authorised sites in January 2012 and 86% of all Gypsy and Traveller caravans in England.

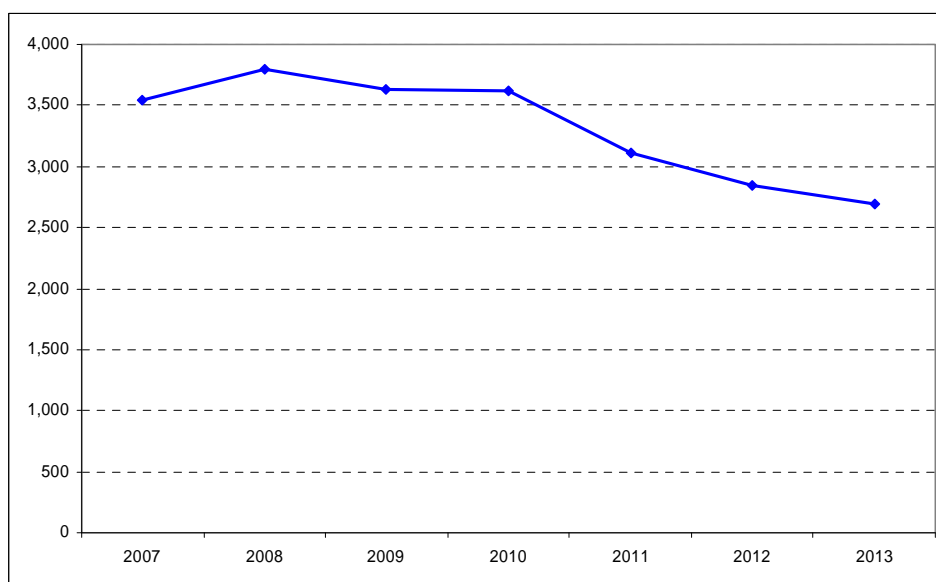
Figure 3: Number of caravans on authorised sites in England (January counts only)



Numbers on unauthorised sites

Almost 2,700 Gypsy and Traveller caravans were on unauthorised sites, a decrease of about 160 from January 2012, as shown in Figure 4. Caravans on unauthorised sites accounted for 14% of the overall total, down from 15% in January 2012.

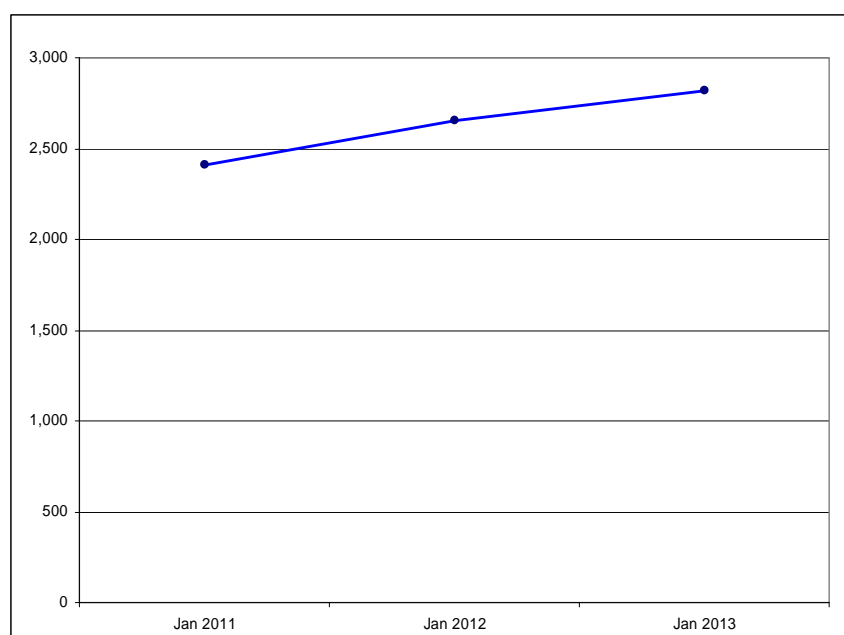
Figure 4: Number of caravans on unauthorised sites in England (January counts only)



Travelling Showpeople caravans

The January 2013 count also included a count of the caravans/moveable dwellings occupied by Travelling Showpeople in each local authority area in England. The results are published as Table 3, as 'experimental statistics'. This was the third year in which we have collected this information. The overall number of Travelling Showpeople caravans counted in January 2013 was just over 2,820, up 6% from approximately 2,660 in January 2012. This, in turn, was an increase of 10% over just over 2,410 caravans in January 2011, as shown in Figure 5. Further information about experimental statistics is available on the Office for National Statistics website at <http://www.ons.gov.uk/ons/guide-method/method-quality/general-methodology/guide-to-experimental-statistics/index.html>.

Figure 5: Number of Travelling Showpeople caravans, 2011 to 2013



Historic data

The Gypsy and Traveller Caravan Count has taken place twice a year since January 1979. National totals from each count of the main categories of authorised and unauthorised sites are given in Table 4. The figures show an increase in the overall total from about 8,360 caravans in January 1979 to almost 18,730 in January 2013.

Accompanying tables

Tables refer to the latest count taken on or around 17 January 2013:

- Table 1: number of caravans on authorised and unauthorised sites for the last five counts nationally and by local authority area;
- Table 2: details of the location and size of Gypsy/Traveller and Travelling Showpeople Caravan sites provided by local authorities and private registered providers;
- Table 3: number of Travelling Showpeople caravans on authorised and unauthorised sites for the 2011, 2012 and 2013 counts nationally and by local authority area; and
- Table 4: national totals for the main categories of authorised and unauthorised sites for each count since January 1979.

These tables are available at:

www.communities.gov.uk/publications/corporate/statistics/caravancountjan2013.

No count of new affordable residential pitches took place in January 2013. This is an annual count, which first took place in July 2011. The next one will therefore take place in July 2013.

Data sources, definitions, quality and coverage

Local authorities carry out counts of caravans on Gypsy and Traveller sites in England which provide a snapshot of caravans on the day of the count. These take place twice a year, in January and July, to capture information about the number of caravans on:

- authorised public sites – operated by local authorities and private Registered Providers of social housing, including housing associations, trusts and cooperatives.
- authorised private sites – privately funded sites with planning permission;
- unauthorised developments – sites on land owned by Gypsies and Travellers for which planning permission had not been granted; and
- unauthorised encampments – sites on land not owned by Gypsies and Travellers and which do not have planning permission.

In addition, the January count includes Travelling Showpeople caravans and the July count includes separate figures for new affordable residential pitches.

The Count of Gypsy and Traveller Caravans publication is compiled from information submitted by local authorities in England. These data are collated by the Department and undergo a process of scrutiny to ensure that the published Count is as accurate as possible. The count data are subject to the Pre-Release Access to Official Statistics Order, which means that advance access to the statistics is controlled and publicised (see Background Notes). The number of people granted pre-release access to these statistics is eight.

There is no statutory requirement on local authorities to submit data for the Count of Gypsy and Traveller Caravans, although it is included on the Single Data List as one of the datasets that local authorities are expected to submit to central government: see <https://www.gov.uk/government/policies/making-local-councils-more-transparent-and-accountable-to-local-people/supporting-pages/single-data-list>. In practice, most local authorities do carry out the

count and provide information to the Department, and those that do not are noted in the published tables. In total, 93 per cent of local authorities submitted returns containing at least some information in January 2013. Where local authorities have not submitted current counts, figures for the number of caravans in the area are taken from the last available completed return.

Revisions policy

The Department for Communities and Local Government's Revisions Policy has been developed in accordance with the UK Statistics Authority Code of Practice for Official Statistics, available at <http://www.communities.gov.uk/publications/corporate/statisticalnoticerevisionspolicy>. The policy covers two types of revision:

i) Non-Scheduled Revisions

Where a substantial error has occurred as a result of the compilation, imputation or dissemination process, the statistical release, tables and other accompanying releases will be updated with a correction notice as soon as is practical.

ii) Scheduled Revisions

Local authorities can update their returns following publication of the data. At the time of each count the previous returns will be reviewed for revision. Revisions to historic data (all data older than that currently due for scheduled revision) should be made only where there is a substantial revision, such as a change in methodology or definition. Where there are small changes that do not substantially change historic data, internal updates are maintained.

Background notes

1. Details of officials who receive pre-release access to the Count of Gypsy and Traveller caravans up to 24 hours before release can be found at: <http://www.communities.gov.uk/corporate/researchandstatistics/statistics/prereleaseaccess/>
2. The next count of Gypsy and Traveller caravans is due to take place on or around 18 July 2013. It will include the third annual count of new affordable residential pitches.

User consultation

Users' comments on any issues relating to the Count of Gypsy and Traveller Caravans statistical release are welcomed and encouraged. Responses should be addressed to the "statistical enquiries" contact given in the "Further Information" section below.

Further information

Media Enquiries: office hours: 0303 444 4206
0303 444 1051
out of hours: 0303 444 1201
e-mail: press@communities.gsi.gov.uk

Statistical enquiries: e-mail: Andrew Presland at housing.statistics@communities.gov.uk
telephone: 0303 444 3510

Communities and Local Government © Crown Copyright, 2013

If you require this publication in an alternative format please email: alternativeformats@communities.gsi.gov.uk. Please note that the nature of content means that we may not be able to provide the statistical series of publications in all requested formats.

May 2013

ISBN: 978-1-4098-3897-5