

Concessionary travel in England 2013/14

England



9.7 million passes



Broadly stable since 2012/13



8.8 million

0.9 million

London



13% disabled passes



Metropolitan areas



12% disabled passes



Non-metropolitan areas



7% disabled passes


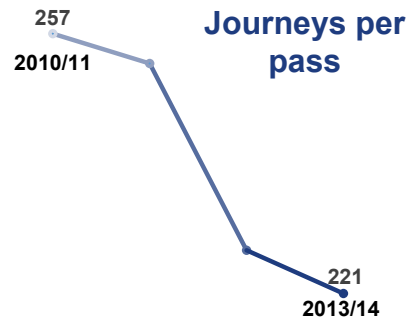


1 billion concessionary passenger journeys

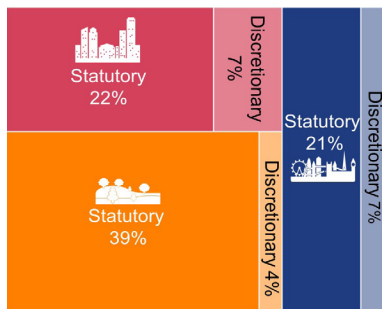
Broadly stable since 2012/13



104 Journeys per pass



£1 billion Net Current Expenditure



London and metropolitan areas spend more on discretionary concessions, reflecting the prevalence of different types of transport such as trams, which may be offered as discretionary concessions.

