



This monthly statistical release provides summary statistics on applications, payments and purchases made under the Forces Help to Buy (FHTB) scheme. The March and September editions also provide statistics on the proportions of payments by region, and on the age of personnel using the scheme.

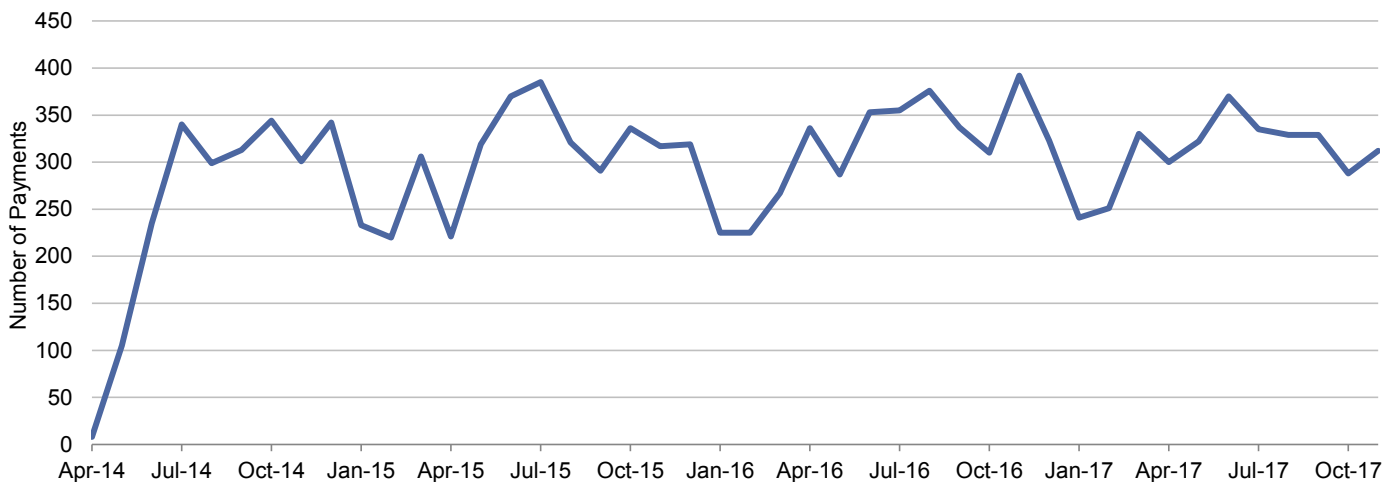
FHTB is an advance of salary scheme which was introduced in April 2014 and allows Regular Armed Forces personnel to borrow money in order to buy their first home or move to a new location.

### Key Points and Trends

#### In November 2017:

- **642** First Stage applications were received.
- **371** Second Stage applications were received.
- **312** payments were made to Service personnel.

Number of FHTB payments made per month - April 2014 to November 2017



Source: DBS

#### Since the Scheme began:

- **27,114** First Stage FHTB applications have been received.
- **15,947** of these applications have proceeded to the Second Stage.
- Payment has been made to around **13,100** applicants, totalling around **£197 million**, an average of approximately **£15,100** per claim.
- At least **95%** of payments, as at 30 September 2017, have already resulted in a purchased property or extension.

Responsible statistician: WDS Head of Branch

Tel: 0306 79 84458

Email: [DefStrat-Stat-WDS-Pubs-SAnalyst1@mod.gov.uk](mailto:DefStrat-Stat-WDS-Pubs-SAnalyst1@mod.gov.uk)

Further information/mailling list: [DefStrat-Stat-WDS-Pubs@mod.gov.uk](mailto:DefStrat-Stat-WDS-Pubs@mod.gov.uk)

Background quality report: [www.gov.uk/government/organisations/ministry-of-defence/about/statistics](http://www.gov.uk/government/organisations/ministry-of-defence/about/statistics)

Would you like to be added to our **contact list**, so that we can inform you about updates to these statistics and consult you if we are thinking of making changes? You can subscribe to updates by emailing [DefStrat-Stat-WDS-Pubs@mod.gov.uk](mailto:DefStrat-Stat-WDS-Pubs@mod.gov.uk)

## Contents

Introduction	Page 2
Applications	Page 3
Payments and Purchases	Page 4
Glossary	Page 5
Further information	Page 5

Supplementary tables containing all data presented in this publication can be found at:  
<https://www.gov.uk/government/collections/forces-help-to-buy-scheme-monthly-statistics>

## Introduction

---

The FHTB scheme was launched in April 2014 with the aim of supporting and encouraging home ownership amongst Service Personnel, whose level of home ownership has historically been lower than the rest of the UK population. Regular Service Personnel can borrow up to 50% of their gross annual salary (to a maximum of £25,000) to buy their first home, move to another or in exceptional circumstances extend an existing property.

First Stage applications are those which pass initial eligibility checks and Second Stage applications are those which pass detailed eligibility checks.

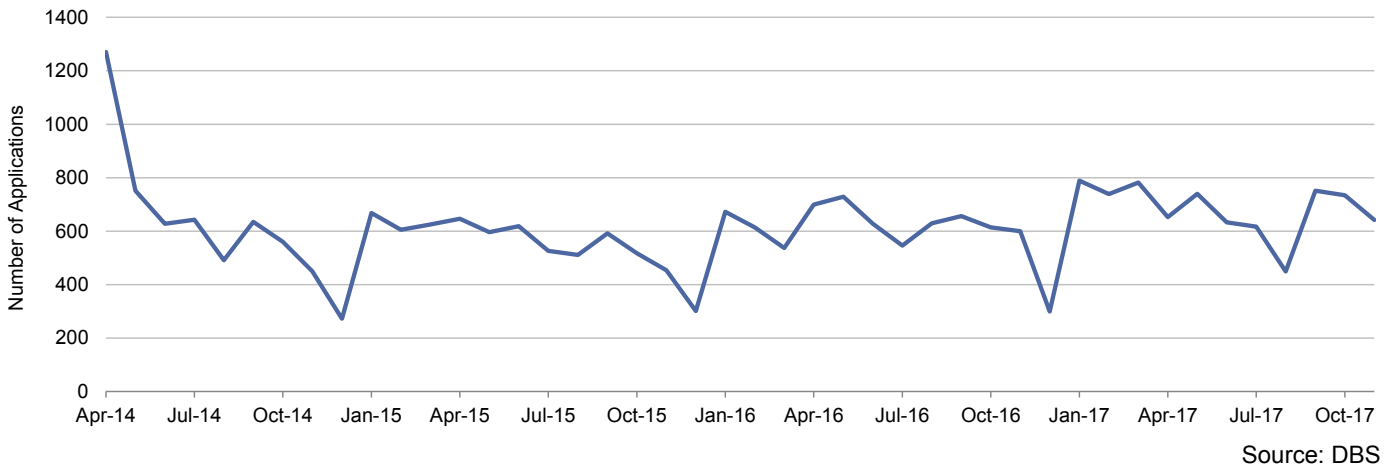
First and second stage application data and the values of FHTB payments are provided by Defence Business Services (DBS). The Service and Rank breakdowns are provided from Joint Personnel Administration (JPA). The two sets of data are 'as at' different dates in a month. DBS data is as at the end of the preceding month, and JPA data is produced according to when the last pay run for military personnel was completed. The pay run occurs in the middle of the month, and varies according to the month length.

Data on the proportion of payments that result in purchases of properties or extensions under the scheme are provided by Defence Business Services (DBS) on a quarterly basis. Some FHTB payments do not result in the purchase of a property or the extension of an existing property due, for example, to changes in personal circumstances or to the withdrawal of a party from a property chain.

# Applications

Figure 1 shows that the number of First Stage applications received in November 2017 (**642**) is significantly higher than in November 2016 (**600**), and higher than the average number of applications received since the scheme began (**616**). After the large number of applications received in the first month of the scheme (**1270**), the number of applications has been fairly consistent over time.

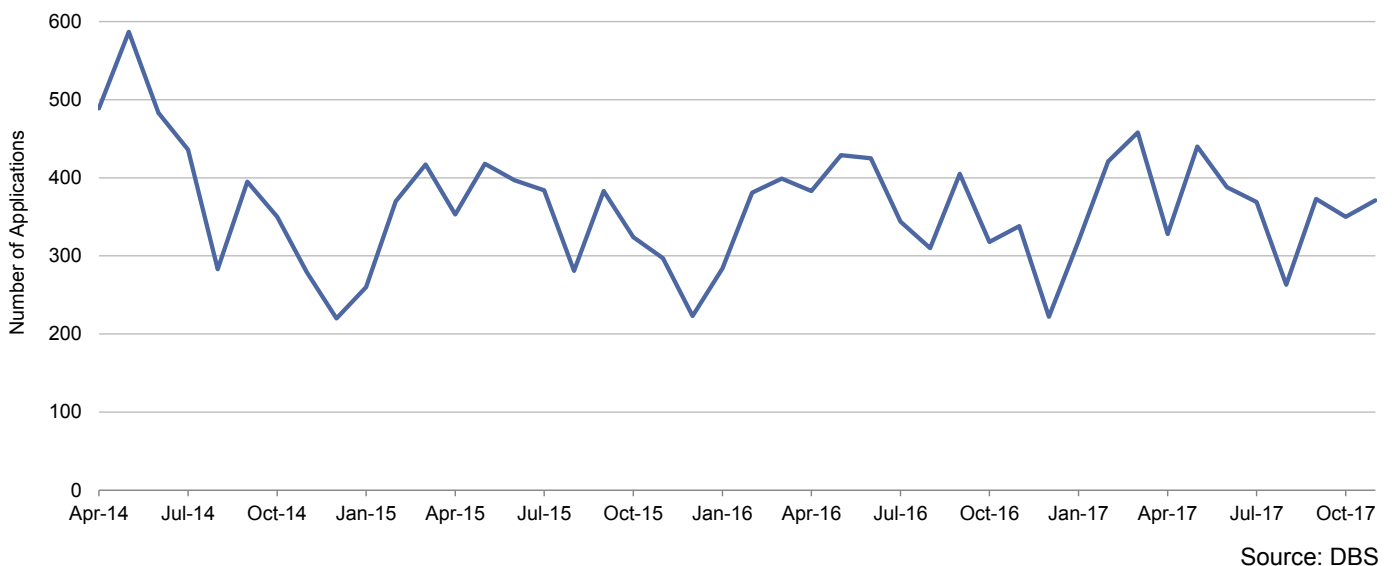
**Figure 1: Number of FHTB First Stage Applications received per month - April 2014 to November 2017**



As can be seen in Figure 2, the number of Second Stage applications received in November 2017 (**371**) was higher than in November 2016 (**338**).

The longer time-series shows that there has previously been some seasonal variation in the number of applications each month, with lower numbers of applications typically received in August and December.

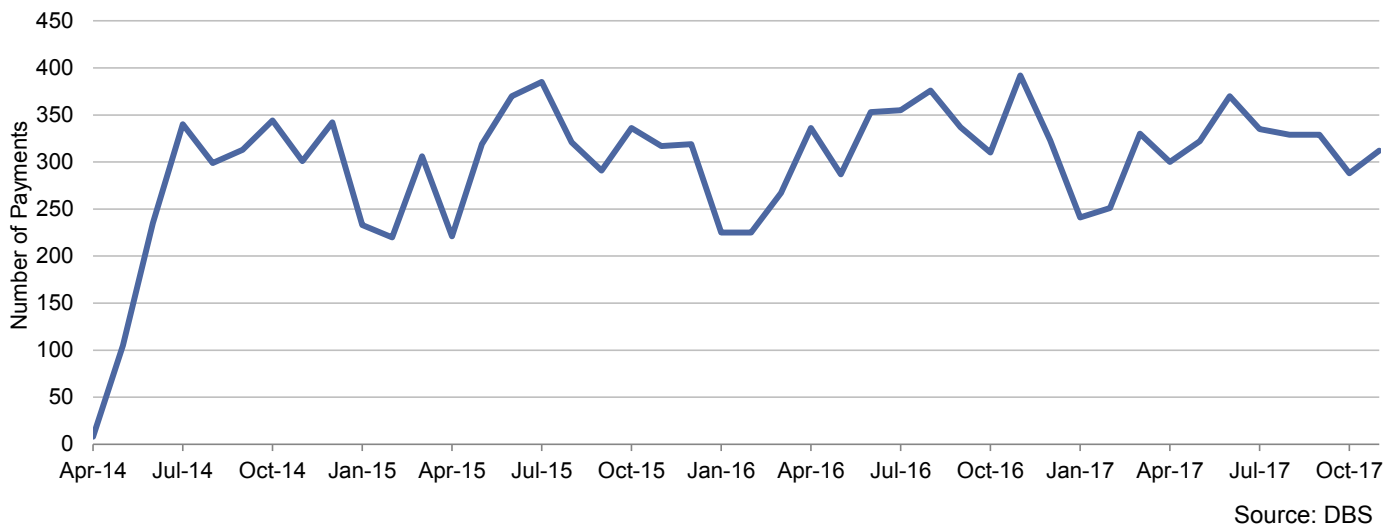
**Figure 2: Number of FHTB Second Stage Applications received per month - April 2014 to November 2017**



In November 2017, **312** payments were made under the FHTB scheme. As can be seen in Figure 3, this is higher than the previous month (**288**). The number of payments made in November 2017 was lower than the number in November 2015 (**317**) and lower than in November 2016 (**392**).

# Payments and Purchases

**Figure 3: Number of FHTB payments made per month - April 2014 to November 2017**

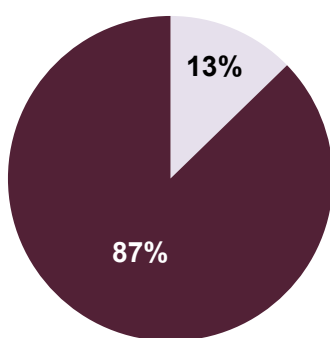


At 30 November 2017, a total of **13,118** payments have been made under the FHTB scheme since it was introduced in April 2014. With an average claim of approximately **£15,100** this has resulted in expenditure of around **£197 million**.

In November 2017, **13%** of payments were made to Officers compared to **87%** of payments made to Other Ranks. This reflects the proportions of Officers (18%) and Other Ranks (82%) that make up the Regular Full-time trained strength population.

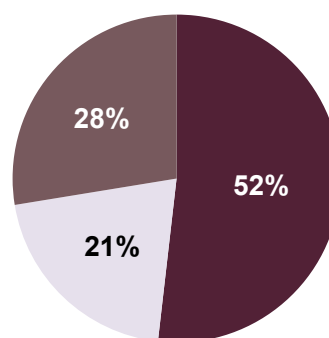
The largest share of payments (**52%**) in November 2017<sup>1</sup> was made to Army personnel, with **28%** of payments made to RN/RM personnel and **21%** made to RAF personnel. By comparison, at 1 October 2017<sup>2</sup>, Army personnel made up 56% of the Regular Full-time trained strength population, RN/RM personnel 22% and RAF 23%.

**Figure 4: Payments by Rank - November 2017**



■ Officers ■ Other Ranks

**Figure 5: Payments by Service - November 2017**



■ Army ■ RAF ■ Royal Navy / Royal Marines

Source: JPA<sup>1</sup>

<sup>1</sup>JPA data is produced according to when the last pay run for military personnel was completed. The pay run occurs in the middle of the month, which varies according to the month length. Therefore the Officer / Rank and Service breakdowns represent the number of payments recorded between the pay runs in that month and the preceding month.

<sup>2</sup>Taken from the Defence Statistics publication '[Monthly Service Personnel Statistics](#)'. Due to rounding, percentages may not sum to 100%.

It is estimated that at least **95%** of payments, as at 30 September 2017, have already resulted in a purchased property or extension. There is a small lag between payments and loan repayments once a property has been purchased or extended. Some FHTB payments do not result in the purchase of a property or the extension of an existing property, due, for example, to changes in personal circumstance or to withdrawal of a party from a property chain.

## Glossary

---

- Forces Help to Buy (FHTB): FHTB is an advance of salary scheme which was introduced in April 2014 and allows Regular Armed Forces personnel to borrow money in order to buy their first home or move to a new location.
- Regular Armed Forces Personnel: Full time Service personnel excluding Full Time Reserve Service (FTRS) personnel
- First Stage applications: Applications which pass initial eligibility checks.
- Second Stage applications: Applications which pass detailed eligibility checks.
- Defence Business Services (DBS): Organisation which provides corporate services, such as recruitment and payroll, across the Ministry of Defence.
- Joint Personnel Administration (JPA): The system used by the Armed Forces to deal with matters of pay, leave and other personnel administrative tasks. JPA replaced a number of single-Service IT systems and was implemented in April 2006 for RAF, November 2006 for Naval Service and April 2007 for Army.

## Rounding

Payment figures in this publication have been rounded to the nearest £1 and the average payment rounded to nearest £100. Percentages are calculated from unrounded data and rounded to the nearest whole number, therefore may not sum to 100%.

Statistics quoted in the narrative may be rounded for clarity, with more precise figures available in the [accompanying tables](#).

## Further Information

---

### Revisions

Corrections to the published statistics will be made if errors are found, or if figures change as a result of improvements to methodology or changes to definitions. When making corrections, we will follow the Ministry of Defence [Statistics Revisions and Corrections Policy](#). All corrected figures will be identified by the symbol “r”, and an explanation will be given of the reason for and size of the revision. Corrections which would have a significant impact on the utility of the statistics will be corrected as soon as possible, by reissuing the publication. Minor errors will also be corrected, but for convenience these corrections may be timed to coincide with the next release of the publication.

### Contact Us

Defence Statistics welcome feedback on our statistical products. If you have any comments or questions about this publication or about our statistics in general, you can contact us as follows:

## Defence Statistics WDS

Telephone: 020 7807 8792

Email: [DefStrat-Stat-WDS-pubs@mod.gov.uk](mailto:DefStrat-Stat-WDS-pubs@mod.gov.uk)

If you require information which is not available within this or other available publications, you may wish to submit a Request for Information under the Freedom of Information Act 2000 to the Ministry of Defence. For more information, see:

<https://www.gov.uk/make-a-freedom-of-information-request/the-freedom-of-information-act>

### Other contact points within Defence Statistics are:

Defence Expenditure Analysis	030 6793 4531	<a href="mailto:DefStrat-Econ-ESES-DEA-Hd@mod.gov.uk">DefStrat-Econ-ESES-DEA-Hd@mod.gov.uk</a>
Price Indices	030 6793 2100	<a href="mailto:DefStrat-Econ-ESES-PI-Hd@mod.gov.uk">DefStrat-Econ-ESES-PI-Hd@mod.gov.uk</a>
Naval Service Manpower	023 9254 7426	<a href="mailto:DefStrat-Stat-Navy-Hd@mod.gov.uk">DefStrat-Stat-Navy-Hd@mod.gov.uk</a>
Army Manpower	01264 886175	<a href="mailto:DefStrat-Stat-Army-Hd@mod.gov.uk">DefStrat-Stat-Army-Hd@mod.gov.uk</a>
RAF Manpower	01494 496822	<a href="mailto:DefStrat-Stat-Air-Hd@mod.gov.uk">DefStrat-Stat-Air-Hd@mod.gov.uk</a>
Tri-Service Manpower	020 7807 8896	<a href="mailto:DefStrat-Stat-Tri-Hd@mod.gov.uk">DefStrat-Stat-Tri-Hd@mod.gov.uk</a>
Civilian Manpower	020 7218 1359	<a href="mailto:DefStrat-Stat-Civ-Hd@mod.gov.uk">DefStrat-Stat-Civ-Hd@mod.gov.uk</a>
Health Information	030 6798 4423	<a href="mailto:DefStrat-Stat-Health-Hd@mod.gov.uk">DefStrat-Stat-Health-Hd@mod.gov.uk</a>

### If you wish to correspond by mail, our postal address is:

Defence Statistics (WDS)  
Ministry of Defence, Main Building  
Floor 3 Zone M  
Whitehall  
London  
SW1A 2HB

For general MOD enquiries, please call: 020 7218 9000