

African bollworm and its natural enemies in Kenya

Henk van den Berg & Matthew J.W. Cock



International Institute of Biological Control
Kenya Station



AN INSTITUTE OF *CAB International*
in association with
Natural Resources Institute
(Overseas Development Administration)



African bollworm and its natural enemies in Kenya

Henk van den Berg & Matthew J.W. Cock

International Institute of Biological Control
Kenya Station



AN INSTITUTE OF *CAB International*

in association with
Natural Resources Institute
(Overseas Development Administration)



C·A·B International
Wallingford
Oxon OX10 8DE
UK

Tel: Wallingford (0491) 32111
Telex: 847964 (COMAGG G)
Telecom Gold/Dialcom: 84: CAU001
Fax: (0491) 33508

© C·A·B International 1993. All rights reserved. No part of this publication may be reproduced in any form or by any means, electronically, mechanically, by photocopying, recording or otherwise, without the prior permission of the copyright owners.

Published on behalf of

International Institute of Biological Control
(an Institute of CAB International)
Silwood Park
Buckhurst Road
Ascot
Berks SL5 7TA
UK

Tel: 0344 872999
Telex: 9312102255 BC G
Telecom Gold/Dialcom: 84: CAU015
Fax: 0344 875007

For full details of services available from the International Institute of Biological Control please contact the Institute Director at the above address, or the Kenya Station Scientist-in-charge at:

International Institute of Biological Control
Kenya Station
P.O. Box 76520
Nairobi
Kenya

Tel: 0154 32390
Fax: 0154 32090

published in association with

Natural Resources Institute
(Overseas Development Administration)
Central Avenue
Chatham Maritime
Kent ME4 4TB
UK

Printed and bound in the UK by Information Press, Eynsham, Oxford

Contents

Preface	5
Introduction	7
Recognizing the pest	9
Similar pests	13
Predators	19
Anthocorid bugs (Anthocoridae)	19
Big-eyed bugs (Lygaeidae)	21
Nabid bugs (Nabidae)	21
Assassin bugs (Reduviidae)	22
Green lacewings (Chrysopidae)	23
Brown lacewings (Hemerobiidae)	25
Beetles	26
Hover flies (Syrphidae)	31
Wasps	32
Ants (Formicidae)	33
Orthoptera	36
Spiders	37
Parasitoids	38
Tachinid flies (Tachinidae)	38
Ichneumonid wasps (Ichneumonidae)	40
Braconid wasps (Braconidae)	41
Scelionid wasps (Scelionidae)	43
Eulophid wasps (Eulophidae)	44
Trichogrammatid wasps (Trichogrammatidae)	45
Pathogens	47
Nuclear Polyhedrosis Virus (NPV)	47
Nematodes	47
Suggested reading	49
Annex: Alphabetical list of species	50

Preface

This booklet has been prepared as part of an IIBC research project on the population ecology and natural enemies of the African Bollworm, *Helicoverpa armigera*. Preparation and publishing of this guide was supported by the Natural Resources and Environment Department (NRED), and the Natural Resources Institute (NRI) of the Overseas Development Administration (ODA) of the British Government. The research information on which this guide is based was generated mostly from the collaborative work between IIBC and the Kenya Agricultural Research Institute (KARI).

Biological control of crop pests through the use of natural enemies is an important component of the Integrated Pest Management (IPM) strategy due to its environmental soundness and acceptability.

This guide will be useful to agricultural researchers, extension workers, students and lecturers. It will also help farmers to distinguish useful and harmful insects thus enabling them to avoid indiscriminate destruction of all fauna but instead apply control measures or strategies which would be effective and at the same time safe for the environment.

It is hoped that the information in this booklet will find wide application in most parts of the African tropics where similar natural enemies occur.

C.G. Ndiritu

Director

Kenya Agricultural Research Institute (KARI)

Figures

Beside each photograph a silhouette is provided to show the approximate size of the insect. All photographs were taken in Kenya by H. van den Berg.

Introduction

Biological control is the use of beneficial organisms, or natural enemies, for the control of pests. Natural enemies reduce pest numbers and may thus prevent outbreaks. There are three types of natural enemies: predators, parasitoids and diseases. In East Africa, natural enemies are common in agricultural fields. Often more than we realise, natural enemies keep insect pests below damaging levels, while without the pressure of those beneficial organisms, the pest would become a problem.

Interest in biological control of pests in agricultural crops is increasing. Disadvantages of spraying insecticides to control insect pests have become evident. Apart from the harm they do to human health and the environment, insecticides can easily disrupt the natural control of pests by killing their natural enemies. Without these beneficial organisms, farmers would become more dependent on the use of insecticides.

In this guide we focus on the African bollworm, *Helicoverpa armigera*, which is one of the most important pests of agriculture in Africa. Its caterpillars (or larvae) feeds on many different crops. It is one of the most important pests on cotton, sunflower and tomato, and also damages sorghum, maize, tobacco, and different kinds of peas and beans, as well as export flower crops such as carnations. There are examples from several areas in Africa, Asia and Australia where the bollworm has developed from a manageable agricultural pest into a major threat to agriculture, mainly in cotton, following the heavy use of insecticides. This has caused farmers to change to other crops, or abandon some areas.

In East Africa, crops are mostly grown in small farm-holdings, rather than in large schemes. Crops in these small farms are usually grown in a mosaic pattern of small plots of various crops, or intercrops. Farmers generally apply limited amounts of insecticide. In such a varied and relatively undisturbed farming system, natural enemies are likely to have an important effect on pests such as the bollworm, and in certain situations they can suppress the pest below damaging levels. On the other hand, some high-value crops, such as cotton, still suffer bollworm damage in spite of the action of natural enemies; consequently these crops are often intensively sprayed. For a stable and sustainable system of agriculture, pest control should not rely on chemical insecticides, but should be based as much as possible on the utilization and

encouragement of the natural enemies, allowing for a limited and sensible use of insecticides when necessary.

To do this, farmers need to recognize the natural enemies as well as the pest insects. Many farmers are aware of the insects in their crops, but may not distinguish between pests and beneficial insects which can kill pests. The African bollworm is attacked by many predators, parasitoids and pathogens. In some crops, there are other pests that look similar to the bollworm, and this may complicate monitoring or sampling. This guide presents developmental stages of the bollworm and related pests, and important natural enemies, found in smallholder crops in Kenya.



Smallholder farms in Western Province, Kenya

Recognizing the pest

The African bollworm attacks many crops, including cotton, sunflower, tobacco, tomato, maize, sorghum and legumes, but also feeds on many different weeds. It is found throughout sub-saharan Africa, southern Europe, the Middle East, South and South-east Asia and Australia. Adult moths are about 2 cm long in the resting position shown, and are dull-brown to buff in colour, with a characteristic dot-pattern on their wings.

Moths become active at dusk, and females lay eggs (oviposit) on suitable plants, mostly during the evening hours.



Helicoverpa armigera moth




Helicoverpa armigera egg



Eggs are laid singly on fruiting and flowering parts of the plants, or on the leaves. The eggs are white-yellow in colour when they are freshly laid, and turn yellow-brown as they develop. Because of this, older eggs are more

difficult to find against the generally dark plant surface. The egg is round, with a diameter of 0.45–0.5 mm. The distinct ridge structure and the raised micropyle on top can be seen in the field with a hand lens. A single female moth can lay a thousand or more eggs during its lifespan of approximately two weeks. In East Africa, the egg takes 4–6 days to hatch, depending on the temperature.

When it hatches, the caterpillar (or larva) first consumes part of the egg shell, and then looks for suitable food. The young caterpillar prefers to feed on the soft plant parts, which are rich in protein, particularly buds and flowers. Older caterpillars are especially damaging, because they consume only



Helicoverpa armigera egg on sunflower



Helicoverpa armigera egg on sorghum



a small part of a flower or fruit, and then move to the next, leaving a trail of damaged flowers or fruits which will produce no harvest.



Helicoverpa armigera caterpillar on a wild host plant



Helicoverpa armigera caterpillar feeding inside a cotton boll

Caterpillars often feed with their front portion hidden inside the hole they have eaten, so that only the hind part of the body shows. Caterpillars have characteristic markings and short hairs. Their general colour and colour pattern is extremely variable, ranging from green to white-yellow to entirely dark brown, often with longitudinal bands of a different colour. The fully fed caterpillar is about 4 cm long. At this stage it moves to the soil, and burrows in to form a resting stage or pupa. Inside the pupa, the moth develops. In due course, the moth emerges from the pupa and burrows out of the soil, ready to mate and repeat the cycle. In areas with a long dry season, some pupae remain without developing (diapause) for several months, until the rains start, and the adult finally emerges.




Helicoverpa armigera damage to young flower and to mature seeds of sunflower

Similar pests

Apart from the African bollworm, other plant feeders can be found on agricultural crops in East Africa, and some of these seem similar to the bollworm. In monitoring or studying the African bollworm, it is important to be able to distinguish it from these other pests. There are no common pests in East Africa which are closely related to the African bollworm. However, common pests easily confused with the bollworm include *Spodoptera littoralis*, *Plusia* and *Ctenoplia* spp. Eggs and larvae of these pests can be separated when examined closely and carefully.

The developmental stages of *Plusia orichalcea* resemble those of the African bollworm. The moths lay their eggs singly on several different crops. The eggs are round (0.5–0.55 mm) and lighter in colour than those of the African bollworm. With a 10× hand lens, the ridges and micropyle of the egg can easily be seen, but are not as clear as in the African bollworm. The egg is slightly flattened from the top. Larvae grow to about the same size as those of *H. armigera*, but have different markings and hairs, and are always green in colour. Moths of *P. orichalcea* are easily separated by their shiny golden wing markings.



Egg of *Plusia orichalcea*



Larva of *Plusia orichalcea*





Plusia orichalcea moth



Ctenopplusia limbirena is also a pest of several crops, but rarely causes much damage. Eggs are laid singly on leaves. The egg (0.4–0.5 mm) is rounder than that of *P. orichalcea*, ridges can be seen, but less clearly as those of the African bollworm or *Plusia orichalcea*. The micropyle is flat and undefined.



Egg of *Ctenopplusia limbirena*



Ctenopplusia limbirena moth



Spodoptera littoralis is a common pest of maize, tomato, cotton etc. and is found in many parts of Africa. Eggs are laid on the underside of leaves in batches of some hundreds, and are covered with hair scales from the body of the female moth. The newly hatched caterpillars at first stay in groups, but later they disperse. Mature larvae are large (5 cm long), dark brown and have pairs of black markings on the front and hind part of the body. Moths have brown wings with white markings.



Egg mass of *Spodoptera littoralis*



Detail of eggs



Spodoptera littoralis caterpillar



Spodoptera littoralis moth



Spiny bollworms, *Earias biplaga* and *E. insulana*, are important pests on cotton. The round blue tinted eggs are laid singly near growing tips, buds and flowers. Caterpillars, which grow up to 2 cm long, can be recognized by the spines on their bodies. They feed mostly inside buds or flowers of cotton and related weeds. The fully fed caterpillar spins a silk cocoon on the plant, or on the soil surface. Inside the cocoon it turns into a pupa, and in turn into an adult. Adults are small moths of distinctive yellow/green colour.



Spiny bollworm caterpillar



Spiny bollworm cocoon



Spiny bollworm moth (*Earias biplaga*)



Caterpillars of the rice armyworm, *Mythimna loreyi*, attack rice, maize and other cereals, where it feeds mostly on the leaves. Eggs are laid in batches of up to 100 in the leaf axil. Caterpillars grow to about the same size as the African bollworm caterpillar. They are variable in colour, and have characteristic stripes along their body. Adult moths are pale brown.



Caterpillar of *Mythimna loreyi*



Mythimna loreyi moth



Predators

Predatory insects are often abundant in agricultural crops. They consume an important portion of bollworm eggs and larvae, but also feed on other pest organisms.

Anthocorid bugs (Anthocoridae)

Anthocorid bugs belong to the insect group Heteroptera, or 'true bugs'. All true bugs have sucking mouth parts called a rostrum which can be seen in the illustrations. Many feed on plants, but the families Anthocoridae, Lygaeidae, Nabidae and Reduviidae contain mostly predators that feed on other insects.

Anthocorids are small (1–3 mm long). They usually inhabit the buds, flowers, fruits and leaf axils of crops, and are therefore difficult to find. They are frequently found in large numbers in agricultural crops throughout the world. Anthocorids pierce and suck the liquid contents of their prey with their sucking mouth parts. They feed on a wide variety of prey, including insect eggs, thrips, mites, aphids, and young caterpillars.



Anthocorid nymph sucking an African bollworm egg



Orius nymphs emerging from eggs embedded in plant tissue



Cardiasethus sp. adult sucking an African bollworm egg



Orius sp. adult

Anthocorids have adaptable feeding habits. As well as their insect food, they can feed on plant pollen and they can suck moisture from the leaves and stems, without causing significant damage to the plants. Some species are even able to develop on a diet of pollen alone.

Adult anthocorids are attracted to the crop when plants start flowering or shedding pollen. They lay eggs inserted into the plant leaf veins. The eggs, which are relatively large considering the size of the adult, are hidden with only the top of the egg visible. The eggs take about 5 days to develop, and then an orange nymph emerges. The nymph is able to immediately attack small prey, such as bollworm eggs. It takes about 15 days to grow up to the adult stage. In Kenya, at least eight species of anthocorids are common on crops. These are *Orius* species, which are usually partially black, and *Cardiastethus* and *Blaptostethus* species, which are usually brown in colour, and slightly larger than *Orius*.

Big-eyed bugs (Lygaeidae)

Geocoris amabilis is a compact, brightly coloured bug with large protruding eyes. Although it is not nearly as common as *Orius* or *Cardiastethus* species, this bug is sometimes common on cotton, where it feeds on African bollworm eggs and small caterpillars, and on other pests such as *Lygus* bugs and mites.



Geocoris amabilis adult sucking a young African bollworm caterpillar

Nabid bugs (Nabidae)

Members of this family are all predators of other arthropods. *Tropiconabis capsiformis* is a slender bug, which lays its eggs into plant stems. Nabidae are usually not very common.



Tropiconabis capsiformis adult sucking an African bollworm caterpillar

Assassin bugs (Reduviidae)


Assassin bugs, such as *Polytoxus flavescens*, are medium to large predatory bugs with well-developed, bent mouthparts. Like Nabids, assassin bugs are not common in East African annual crops.



Polytoxus flavescens adult

Green lacewings (Chrysopidae)

The green lacewing *Chrysoperla* sp. deposits its tiny eggs singly on plants. The white egg is attached to a plant by a distinctive stalk. Larvae of the green lacewings are predators of a wide variety of insects, including many agricultural pests. The larvae have a pair of curved, sucking mouth parts, which they use to pierce their prey and suck out the body contents. Larvae of some species have a curious camouflage; they carry a load of prey remains and other debris stuck on their back. Mature larvae produce a cocoon and pupate on the plant. Adult lacewings fly by night and feed on plant pollen and nectar.



Egg of *Chrysoperla* sp.




Chrysoperla larva





Chrysoperla sp. larva feeding on an African bollworm caterpillar



Pupal cocoon of *Chrysoperla* sp.



Chrysoperla sp. adult

Brown lacewings (Hemerobiidae)

Brown lacewings, such as *Micromus sjostedti*, are slightly smaller than green lacewings. The eggs of *Micromus sjostedti* are laid singly on the plant surface, without a stalk. Their larvae feed mainly on aphids and mites, but may sometimes feed on the eggs and very small larvae of African bollworm. The adults are about 9 mm long. Like the green lacewings, they are only active at night, and feed on plant pollen and nectar.



Egg of *Micromus sjostedti*



Micromus sjostedti larva attacking aphids





Micromus sjostedti pupa



Micromus sjostedti adult



Beetles


Carabid beetles are one of the most important predatory families among the beetles (Coleoptera). A large number of carabid species are found in East African agricultural systems. The majority are ground-dwelling species, feeding on other soil insects that live or pupate in or on the soil. Only a limited number of carabids visit the vegetation and feed on the pest insects there. Another common family of predators and scavengers are the Staphilinidae; of these *Paederus* species are most commonly encountered on various crops.




Hexagonia sp. nr. punctatostrigata



Stenidia sp.



Paederus rufifemur



The Coccinellidae, or ladybird beetles, are a large family nearly all of which are predators. Their main prey are aphids, mealybugs and scale insects, but they also feed on other slow moving pests such as eggs and caterpillars of the bollworm. Both larvae and adults are predators. Adults can fly and move into the crop during the course of the season. Adult females deposit their yellow, cigar-shaped eggs in groups of 5–30 on the plant, mostly near colonies or groups of prey. Larvae forage on the plants, and, when fully grown, they pupate on the plant, before emerging as adults.



Hatching eggs of *Cheilomenes* sp.



Cheilomenes sp. larva





Cheilomenes pupae



Cheilomenes propinqua adult



Mating adults of *Cheilomenes lunata*





Adult of *Declivitata* sp. ?*olivieri*



Larva of *Platynaspis capicola*



Adult of *Platynaspis capicola*



Hover flies (Syrphidae)


Hover flies are small, brightly-coloured flies that frequently visit flowers where they feed on pollen and nectar. The adult flies lay their white eggs singly on the plant, mostly near aphid colonies, which serve as prey for their offspring. The soft-bodied maggot-like larvae are active mostly at night and feed mainly on aphids. They are not known to feed on African bollworm.



Egg of *Melanostoma annulipes*



Melanostoma annulipes larva





Melanostoma annulipes pupa



Melanostoma annulipes adult fly



Wasps

Solitary wasps (e.g. Sphecidae) and social wasps (e.g. Vespidae) build nests and provide their offspring with prey, such as caterpillars, returning repeatedly to a crop to collect them.



Belonogaster sp. attacking African bollworm



Polistes sp.




Ants (Formicidae)

Most agricultural fields have a rich community of ants. Some ant species are seed-eaters, others feed occasionally or exclusively on other insects. Several studies have shown their importance in tree crops, but also in annual crops they often play an important role in reducing insect pest populations. Ants are usually already found in farmers' fields before planting, and their populations develop further during the growing season. When ants are common they eat many African bollworm eggs and caterpillars. On sunflower, ants were observed to reduce bollworms by as much as 85%.

Some species of ants can be indirectly harmful to a crop because they

'tend' (i.e. protect and collect honeydew from) scale insects and aphids, and will drive off or kill natural enemies of these pests. Ants are social insects. Most species have nests in the soil or in trees.



Myrmecaria sp. ants attacking African bollworm

Myrmecaria is a medium-sized ant, which walks rather slowly. In Kenya, this ant is common west of the Rift Valley. *Myrmecaria* ants are sometimes found attacking caterpillars and dragging them to their nest.



Myrmecaria sp. drop from the plant with prey and carry it to the nest

Ants of the genus *Pheidole* are much smaller, and can be very common in the field. They attack small prey stages such as eggs and small caterpillars.




Pheidole sp. feeding on plant exudates on maize



Pheidole sp. carrying an egg of the African bollworm



Other common ants are *Camponotus* spp., which are large and fast-moving.



Camponotus sp.



Several crops, such as cotton, maize and sunflower, have glands that produce a nectar secretion. Ants such as *Pheidole* sp. are often found feeding on these nectar sources, but cause no plant damage.

Orthoptera

Orthoptera is the insect group including grasshoppers and crickets. Several members are commonly found in the vegetation, and these contain predatory species, and omnivorous species (i.e. feeding on prey as well as on plants). Orthoptera are not very common or important in farmers' fields. Sample photos are shown to aid recognition.



Tettigoniid grasshopper



Cricket of the family Gryllidae



Spiders

In several parts of the world, spiders are extremely common, and are among the most important predators of insect pests. However, in East Africa are not usually common in agricultural crops. Spiders are generalist predators, and feed on most kinds of insect prey of suitable size. Some types will make webs to trap flying prey, others hunt visually for their prey.



Spider



Parasitoids

Unlike predators, that kill more than one prey during their life cycle, parasitoids kill only one prey during their development and the adult is free living. Here, only parasitic flies (Diptera) and wasps (Hymenoptera) are considered.

Insect parasitoids are an extremely diverse group, as far as their biology is concerned. In general, adult female parasitoids lay their eggs in or on the host stage (egg, larva or pupa). The larvae that feed within or on the host, kill it during their development. When fully grown, parasitoid larvae pupate, and eventually new adults emerge. Some parasitoids are specialists, and attack only one particular host species; others have a wide host range. Some parasitoids only attack the egg stage of the host, others attack larvae of a certain age, or pupae. Adult parasitoids generally feed on plant pollen or nectar.

The African bollworm is attacked by a large variety of parasitoids, which parasitize its eggs, larvae and pupae. Over the last hundred years, at least 87 different species of parasitoids have been recorded from the bollworm in Africa alone. Usually, however, a field population is attacked by only a few parasitoid species at any one place or time.

The majority of the bollworm's parasitoid species belong to the families Braconidae, Ichneumonidae, Trichogrammatidae and Tachinidae. The first two families are medium-sized wasps that parasitize larvae of the bollworm. Trichogrammatidae are minute wasps parasitic on insect eggs. Tachinidae are parasitic flies that resemble house flies or blow flies.

Tachinid flies (Tachinidae)

Tachinid flies mostly attack older caterpillars. They feed on their host until the host has reached its last larval, or pupal stage. Some species deposit their eggs on the host. Others lay eggs on the plant close to where the host is feeding; the eggs are then consumed by the host but remain intact and thus enter the host body. Again, other species lay incubated, fully developed, eggs on the leaves, the newly hatched larvae search actively for their host and penetrate the host skin.



Linnaemya longirostris adult fly



The tachinid *Linnaemya longirostris* is a medium-sized fly, which occurs in much of eastern and southern Africa, and is common in Kenya. *L. longirostris* attack their hosts (mostly bollworm larvae, but also some related species) as they approach full size. The parasitoid larva develops inside the host. After 10–12 days it emerges from the host larval or pupal remains. The parasitoid larva forms a glossy red-brown puparium.

Palexorista laxa is a specialist parasitoid of the bollworm, occurring in parts of Africa and Asia. It is a common species in western Tanzania. Females attach their relatively large eggs to the large host larvae while standing beside the host. The eggs hatch immediately after they are laid, and the hatchlings enter the host. The parasitoid larvae feed inside the host during their development, and after 5–7 days the larvae emerge from the fully matured larva to pupate outside. One or more parasitoids can develop from a single host. *Palexorista quadrizonula* is a similar, but less common species.



Palexorista laxa





Palearctic quadrimaculata with remains of two puparia

Ichneumonid wasps (Ichneumonidae)

Members of this large family are relatively large, slender wasps, and females usually have long ovipositors. They usually parasitize only young caterpillars.

The large orange wasps of *Netelia* sp. lay single eggs in young bollworm larvae. Only one parasitoid larva develops inside the host; it emerges from the host when it is ready to pupate, and spins a large cocoon.



Netelia sp. adult wasp with host remains and empty cocoon

Adults of *Charops ater* attack very young larvae of the bollworm and of some other pest species. This slender wasp lays one egg in its host, which develops into a larva, and leaves the host after 14 days as a full-grown larva. Then, it suspends itself from the plant on a short silk thread, where it spins a cocoon with a characteristic pattern.



Charops ater



Cocoon of *Charops ater*




Braconid wasps (Braconidae)

Braconid wasps are another large family of medium sized parasitic wasps. *Dolichogenidea (Apanteles)* sp. is a common parasitoid of the bollworm in East Africa. A single egg is laid inside the young caterpillar, the parasitoid larva develops inside the host and the full-grown parasitoid larva emerges from the host and spins a white cocoon alongside the dead host remains. In other species of *Apanteles*, a large number of parasitoids can emerge from one host. These so-called gregarious species are common parasitoids of stemborers in maize and sorghum.



Larva of *Dolichogenidea* sp. spinning a cocoon beside the remains of its host, an African bollworm larva



Adult of *Dolichogenidea* sp.

Slightly smaller than *Dolichogenidea* is the light-brown wasp of *Meteorus laphygmarum*, which is wide-spread throughout Africa. The adult female attacks young bollworm larvae, and a single larva develops inside the host. The full-grown larva emerges from the host, and spins a cocoon, which is brown in colour, and can so be distinguished from *Dolichogenidea* spp.



Cocoon of *Meteorus laphygmarum* with remains of African bollworm host



Meteorus laphygmarum adult

Scelionid wasps (Scelionidae)

Scelionid wasps are extremely small and mostly parasitize the eggs of moths, butterflies and bugs. In Africa, *Telenomus uliyetti* is the only member of this family that attacks the bollworm. This specialist parasitoid, which has been recorded in western, eastern and southern Africa, attacks exclusively the young eggs of the African bollworm. Only one egg is deposited per host egg, which develops through its larval and pupal stages inside the host egg

and emerges from the host egg as an adult wasp. The parasitized host egg changes its colour during the development of *T. ullyetti*, from yellow-white to grey. The development period from egg to adult is 14–20 days. Females lay 30–90 eggs during their lifespan of about 18 days.



Telenomus ullyetti adult



Emerged *Telenomus ullyetti* with remains of African bollworm egg

Eulophid wasps (Eulophidae)

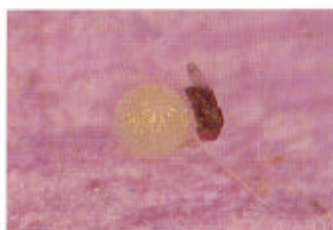
Euplectrus lahygmae is a widespread species found throughout tropical Africa. It parasitizes the larvae of several moth species, including the African bollworm. Female wasps paralyze the host larva and then attach their eggs to the outside of its body. The number of eggs laid depends on the size of the host. The hatchlings start feeding on their host by liquifying the body contents and sucking them through the host skin. The paralyzed host body gradually collapses as the contents are consumed. This type of attack is called ectoparasitic, and the wasps can be called ectoparasitoids. Mature parasitoid larvae spin their cocoons underneath the host remains. Total development from egg to adult takes 7–11 days. Three to six adults develop per host.



Newly emerged *Euplectrus laphygmae* adult on top of host remains

Trichogrammatid wasps (Trichogrammatidae)

Trichogrammatid wasps are stout-bodied, minute wasps, that can hardly be seen without hand lens or microscope. They parasitize the eggs of moths and butterflies. In Kenya, several different species attack the African bollworm. The most common of these are *Trichogrammatoidea lutea*, *T. armigera*, *T. eldana* and *T. simmondsi* (these can only be separated by specialized taxonomists). Trichogrammatids are less specific than *Telenomus ullyetti*: in addition to the African bollworm, they attack several other host species. One to three parasitoids can develop within a single bollworm egg. The host egg turns black as the parasitoids develop. Hence, old eggs which were parasitized by *Trichogrammatoidea* spp. can be found and recognized in the field. As they emerge, the young adult parasitoids chew a circular opening in the egg shell. Parasitized bollworm eggs take about 12 days to emerge, compared to 4 days for unparasitized eggs. Trichogrammatids can cause considerable mortality of African bollworm eggs in the field.



Trichogrammatoidea sp. parasitizing an African bollworm egg



African bollworm egg parasitized by *Trichogrammatoidea* sp.



Trichogrammatoidea sp. adult emerging from host egg

Pathogens

Besides predators and parasitoids, bollworms are also attacked by another group of natural enemies, collectively called pathogens. These include parasitic fungi, viruses, bacteria and nematodes.

Nuclear Polyhedrosis Virus (NPV)

Nuclear Polyhedrosis Virus is the only virus which commonly infects African bollworm larvae in the field. Young larvae are most susceptible to NPV infection, and become infected by consuming plant material contaminated with the virus. Diseased larvae change their colour and eventually turn brown-black. The black remains of bollworms killed by NPV can sometimes be seen hanging from the leaves of plants.



African bollworm infected by Nuclear Polyhedrosis Virus

Nematodes

Nematodes of the order Mermithida can sometimes be found in African bollworm caterpillars. Soon after infection, the caterpillar stops feeding and dies after 4–5 days. After developing in the host body, the nematodes emerge

from the host remains and go through an additional development phase in the soil.



Mermithid nematodes with host remains of the African bollworm

Suggested Reading

- Clausen, C.P. (1940) *Entomophagous Insects*. MacGraw-Hill Ltd. London, 688 pp.
- Cock, M.J.W, van den Berg, H., Oduor, G.I. & Onsongo, E.K. (1991) *The Population Ecology of Helicoverpa armigera in Smallholder Crops in Kenya, with emphasis on its natural enemies. Final Report, Phase II*. Ascot, UK, Unpublished report of International Institute of Biological Control, Kenya Station.
- Hill, D.S. (1983) *Agricultural Insect Pests of the Tropics and their Control*. Cambridge University Press, 2nd ed.
- Nyambo, B.T. (1990) Effect of natural enemies on the cotton bollworm, *Heliothis armigera* Hübner (Lepidoptera: Noctuidae) in Western Tanzania. *Tropical Pest Management* 36, 50–58.
- Pearson, E.O. & Maxwell Darling, R.C. (1958) *The Insect Pests of Cotton in Tropical Africa*. London, Empire Cotton Growing Corporation & Commonwealth Institute of Entomology.
- LePelley, R.H. (1959) *Agricultural Insects of East Africa*. East Africa High Commission, Nairobi, Kenya.
- King, E.G. & Jackson, R.D. (1989) (eds) *Proceedings of the Workshop on Biological Control of Heliothis: Increasing the Effectiveness of Natural Enemies. 11–15 November 1985, New Delhi, India*. Far Eastern Regional Research Office, US Department of Agriculture, New Delhi, India.
- van den Berg, H., Waage, J.K. & Cock, M.J.W. (1988) *Natural Enemies of Helicoverpa armigera in Africa: a Review*. CAB International, Wallingford, UK.

Annex

Alphabetical list of species, with order and family names

- Belonogaster* sp. (Hymenoptera: Vespidae)
Camponotus sp. (Hymenoptera: Formicidae)
Cardiastethus sp. (Hemiptera (Heteroptera): Anthocoridae)
Charops ater Szepligeti (Hymenoptera: Ichneumonidae)
Cheilomenes sp. (Coleoptera: Coccinellidae)
Cheilomenes lunata (Fabricius) (Coleoptera: Coccinellidae)
Cheilomenes propinqua (Mulsant) (Coleoptera: Coccinellidae)
Chrysoperla sp. (Neuroptera: Chrysopidae)
Ctenoplusia limbirena (Guenée) (Lepidoptera: Noctuidae)
Declivitata sp. ?*olivieri* (Gerstaecker) (Coleoptera: Coccinellidae)
Dolichogenidea (*Apanteles*) sp. (Hymenoptera: Braconidae)
Earias biplaga (Walker) (Lepidoptera: Noctuidae)
Earias insulana (Boisduval) (Lepidoptera: Noctuidae)
Euplectrus laphygmae Ferrière (Hymenoptera: Eulophidae)
Geocoris amabilis Stål (Hemiptera (Heteroptera): Lygaeidae)
Gryllidae (Orthoptera)
Helicoverpa armigera (Hübner) (Lepidoptera: Noctuidae)
Hexagonia sp. nr. *punctatostriata* (Laferté Sénectère) (Coleoptera: Carabidae)
Linnaemya longirostris (Macquart) (Diptera: Tachinidae)
Melanostoma annulipes (Macquart) (Diptera: Syrphidae)
Meteorus laphygmarum Brues (Hymenoptera: Braconidae)
Micromus sjostedti Weele (Neuroptera: Hemerobiidae)
Myrmicaria sp. (Hymenoptera: Formicidae)
Mythimna loreyi (Duponchel) (Lepidoptera: Noctuidae)
Nematodes
Netelia sp. (Hymenoptera: Ichneumonidae)
Nuclear Polyhedrosis Virus (NPV)
Orius sp. (Hemiptera (Heteroptera): Anthocoridae)
Paederus riftensis Fauvel (Coleoptera: Staphilinidae)
Palexorista laxa (Curran) (Diptera: Tachinidae)
Palexorista quadrizonula (Thomson) (Diptera: Tachinidae)
Pheidole sp. (Hymenoptera: Formicidae)
Platynaspis capicola Crotch (Coleoptera: Coccinellidae)
Plusia orichalcea Fabricius (Lepidoptera: Noctuidae)
Polytoxus flavescens Villiers (Hemiptera (Heteroptera): Reduviidae)
Polistes sp. (Hymenoptera: Vespidae)

Spodoptera littoralis Boisduval (Lepidoptera: Noctuidae)
Stenidia sp. (Coleoptera: Carabidae)
Telenomus ullyetti Nixon (Hymenoptera: Scelionidae)
Tettigoniidae (Orthoptera)
Trichogrammatoidea armigera Nagaraja (Hymenoptera: Trichogrammatidae)
Trichogrammatoidea eldana Viggiani (Hymenoptera: Trichogrammatidae)
Trichogrammatoidea lutea Girault (Hymenoptera: Trichogrammatidae)
Trichogrammatoidea simmondsi Nagaraja (Hymenoptera: Trichogrammatidae)
Tropiconabis capsiformis (Germar) (Hemiptera (Heteroptera): Nabidae)

Identifications of material used to compile this guide were made by taxonomists of the International Institute of Entomology and the Natural History Museum, London. For further information about this identification service for agricultural pests write to:

The Director
International Institute of Entomology
56 Queen's Gate
London SW7 5JR
UK