

Is Educational Access for Vulnerable Children Improving? Changing Patterns of Access over Time Across Countries in Sub-Saharan Africa

Ricardo Sabates, Keith Lewin &
Jimena Hernandez-Fernandez



<http://www.create-rpc.org/>

- Aim: Investigate changing patterns on access over time
- Data: DHS
- Educational Access: CREATE Zones of Exclusion
- Main Focus: Over Age, Drop Out & Equity

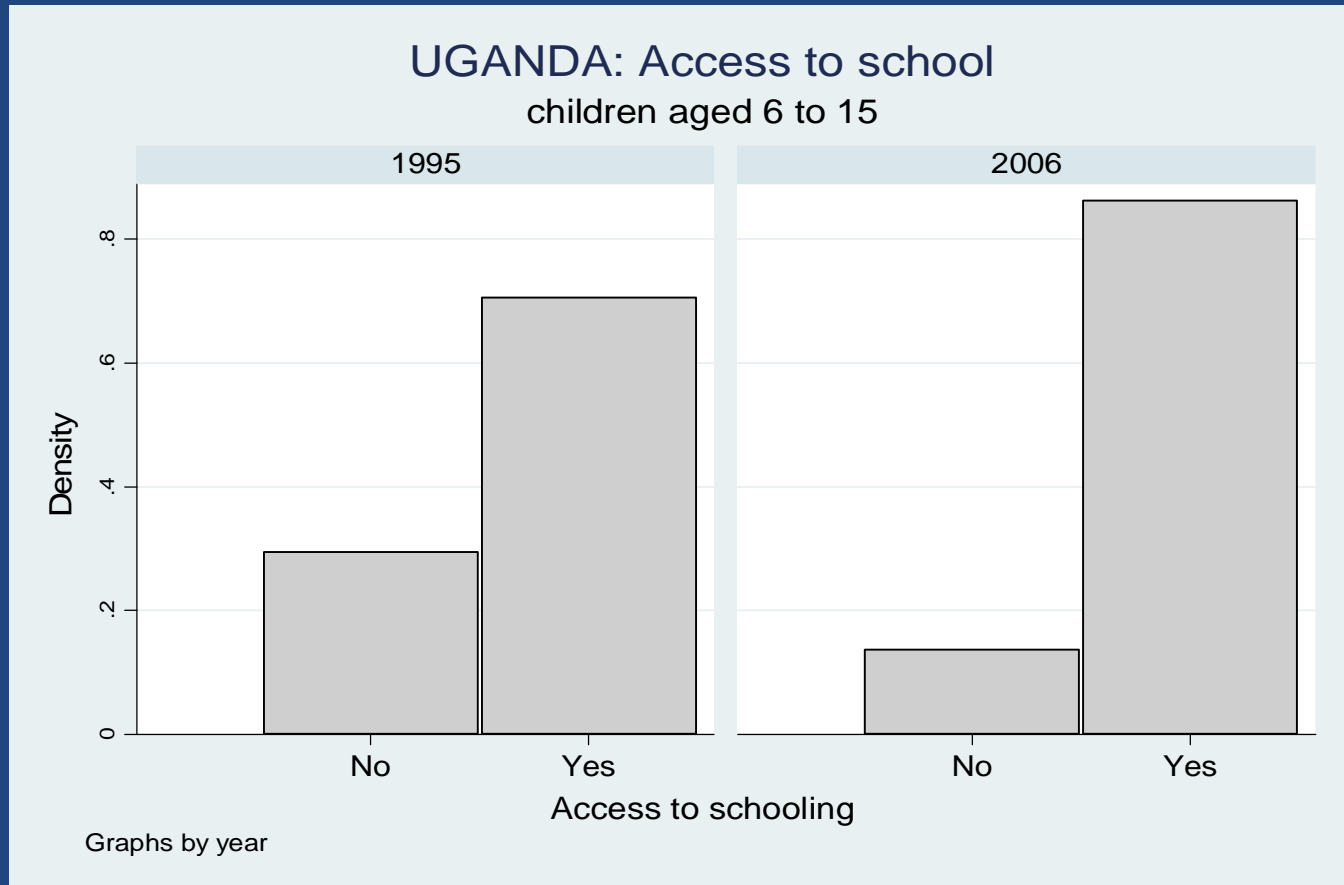


Key Results

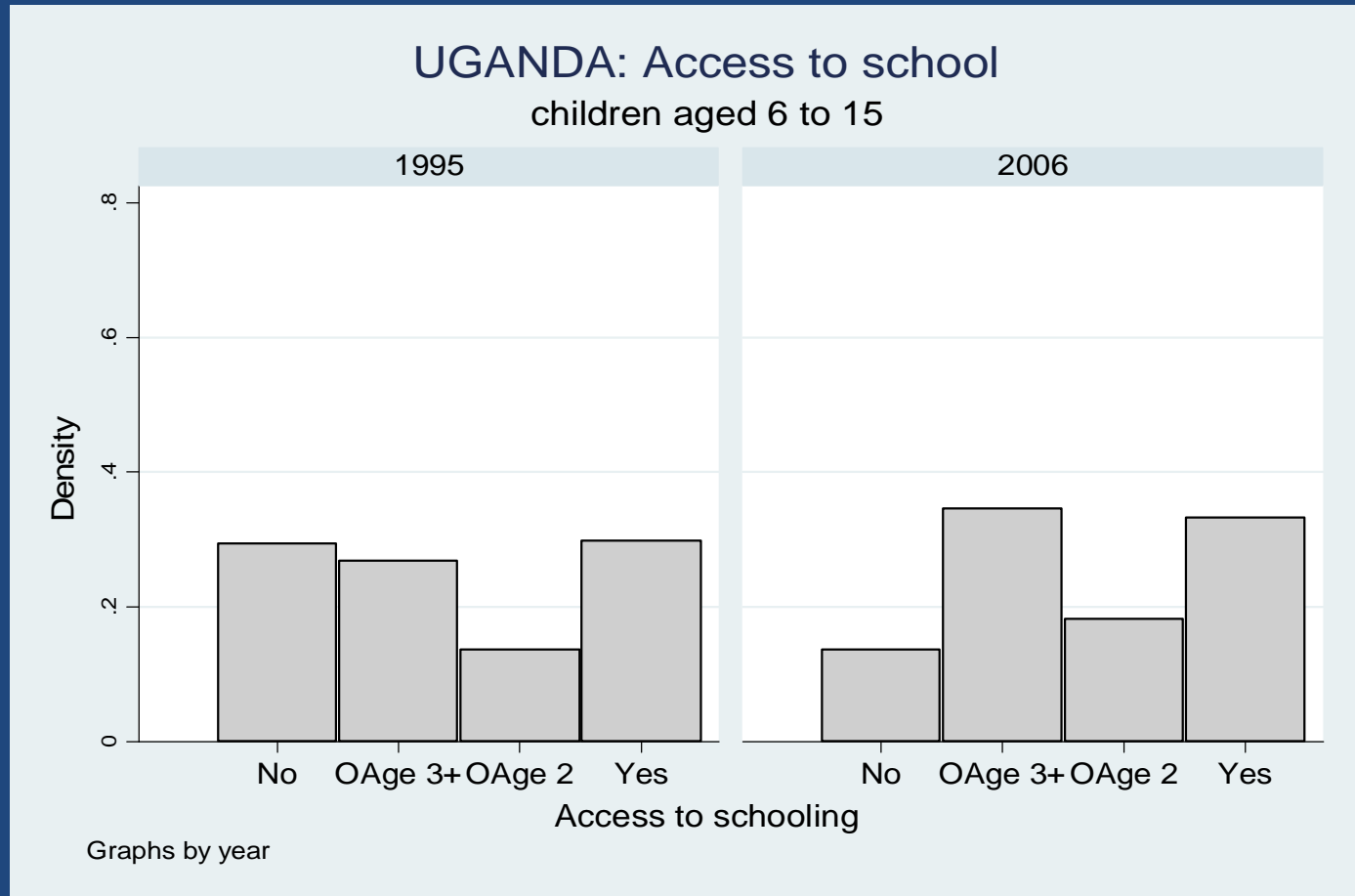
1. New equilibrium with higher participation of over age children - mainly in Anglophone SSA
2. Over age prevalence mostly among children from poorest families
3. Drop out linked to over age in final years of primary schooling
4. Drop out has to be tackled in conjunction with over age



Higher Participation Over Time?



Mainly Over Age

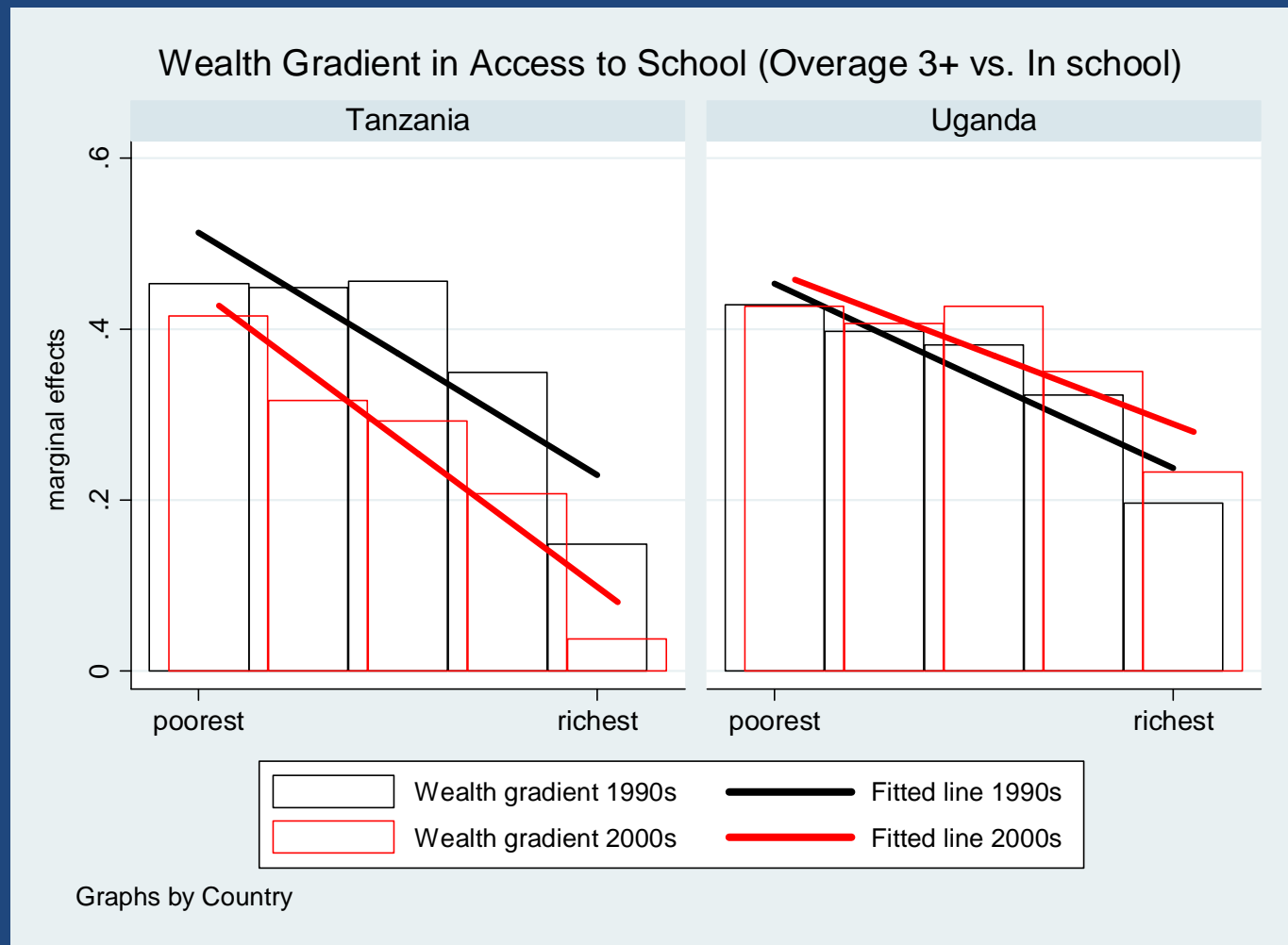


Over Age Results

- Increased levels in Kenya, Uganda, Nigeria, Malawi, Zambia & Senegal
- Unchanged in Benin, Burkina Faso, Cameroon, Mali & Niger
- Reductions in Tanzania & Madagascar



Equity remains a concern

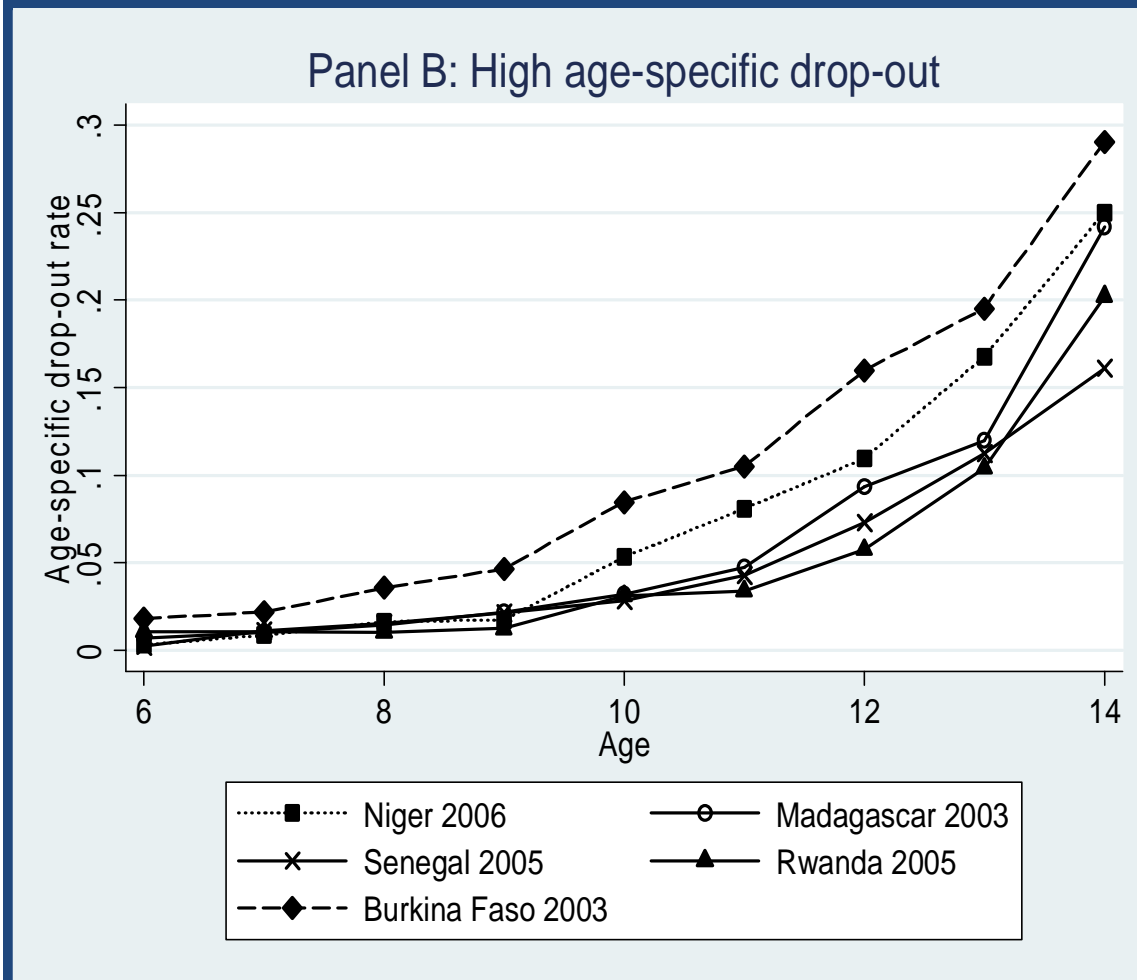


Over Age Equity Results

- Wealth Gradient Over Age Access:
 - Increased inequality in Kenya, Malawi, Nigeria, Tanzania, Zambia, Benin, Senegal
 - Unchanged in Burkina Faso, Cameroon, Mali, Niger, Uganda
 - Reductions in Madagascar



Drop Out



- Exponential increase with age
- Higher likelihood in final grades of primary school (EPDC, 2009)



Wealth Gap in Drop Out

	Wealth			Sig.
	Richest	Poorest	Gap	
Kenya 2003	17.60%	19.90%	2.30%	n.s.
Nigeria 2003	0.70%	6.40%	5.70%	**
Tanzania 2007	7.60%	14.30%	6.70%	*
Senegal 2005	23.30%	34.60%	11.30%	**
Ghana 2003	4.70%	20.80%	16.10%	**
Rwanda 2005	39.00%	56.50%	17.50%	**
Benin 2006	12.90%	30.40%	17.50%	**
Zambia 2007	2.60%	22.30%	19.70%	**
Uganda 2006	12.00%	32.60%	20.60%	**
B. Faso 2003	18.00%	40.20%	22.20%	**
Mali 2006	10.20%	32.60%	22.40%	**
Cameroon 2004	4.60%	27.50%	22.90%	**
Niger 2006	24.90%	48.60%	23.70%	**
Malawi 2004	12.00%	37.20%	25.20%	**
Madagascar 2003	11.70%	69.80%	58.10%	**

Source: DHS own calculations.



Never Enrolled, Over Age, Drop Out

Table 1: Proportion of 16 & 17 year olds without access to school , drop out, over age and primary school completion in sub Saharan Africa

	Never attended	Drop out without primary school ⁽¹⁾	Over age still in primary ⁽²⁾	Completed primary
Kenya 2003	9.11%	16.15%	45.36%	38.49%
Senegal 2005	41.81%	30.21%	21.59%	48.20%
Niger 2006	56.35%	29.90%	7.11%	62.99%
Mali 2006	50.86%	18.64%	14.38%	66.98%
Madagascar 2003	13.71%	30.54%	4.40%	65.07%
Cameroon 2004	8.43%	12.89%	15.48%	71.63%
Ghana 2003	11.33%	9.44%	11.56%	79.00%
Malawi 2004	5.61%	27.76%	40.42%	31.83%
Nigeria 2003	21.84%	3.19%	13.15%	83.66%
Rwanda 2005	8.11%	47.02%	36.99%	15.99%
Uganda 2006	5.54%	22.41%	39.54%	38.06%
B. Faso 2003	58.28%	27.21%	1.93%	70.86%
Benin 2006	27.57%	17.92%	9.81%	72.27%
Zambia 2007	2.22%	11.80%	26.70%	61.50%
Tanzania 2007	7.37%	11.29%	24.26%	64.45%



Publications

- Lewin, K. and Sabates, R. (2011) 'Who gets what? Is improved access to basic education pro-poor in SSA?' *International Journal of Educational Development*. Forthcoming
- Lewin, K. and Sabates, R. (2011) Changes in access to basic education in Anglophone and Francophone SSA?' CREATE Work In Progress.
- Sabates, R. and Hernandez-Fernandez, J. (2010) "Parental education and children's educational access over time: Evidence from six African countries" Presented at the 31st General Conference of The International Association for Research in Income and Wealth, August 22-28, 2010. St. Gallen, Switzerland.

<http://www.create-rpc.org/>



DHS Classifications Zones Exclusion

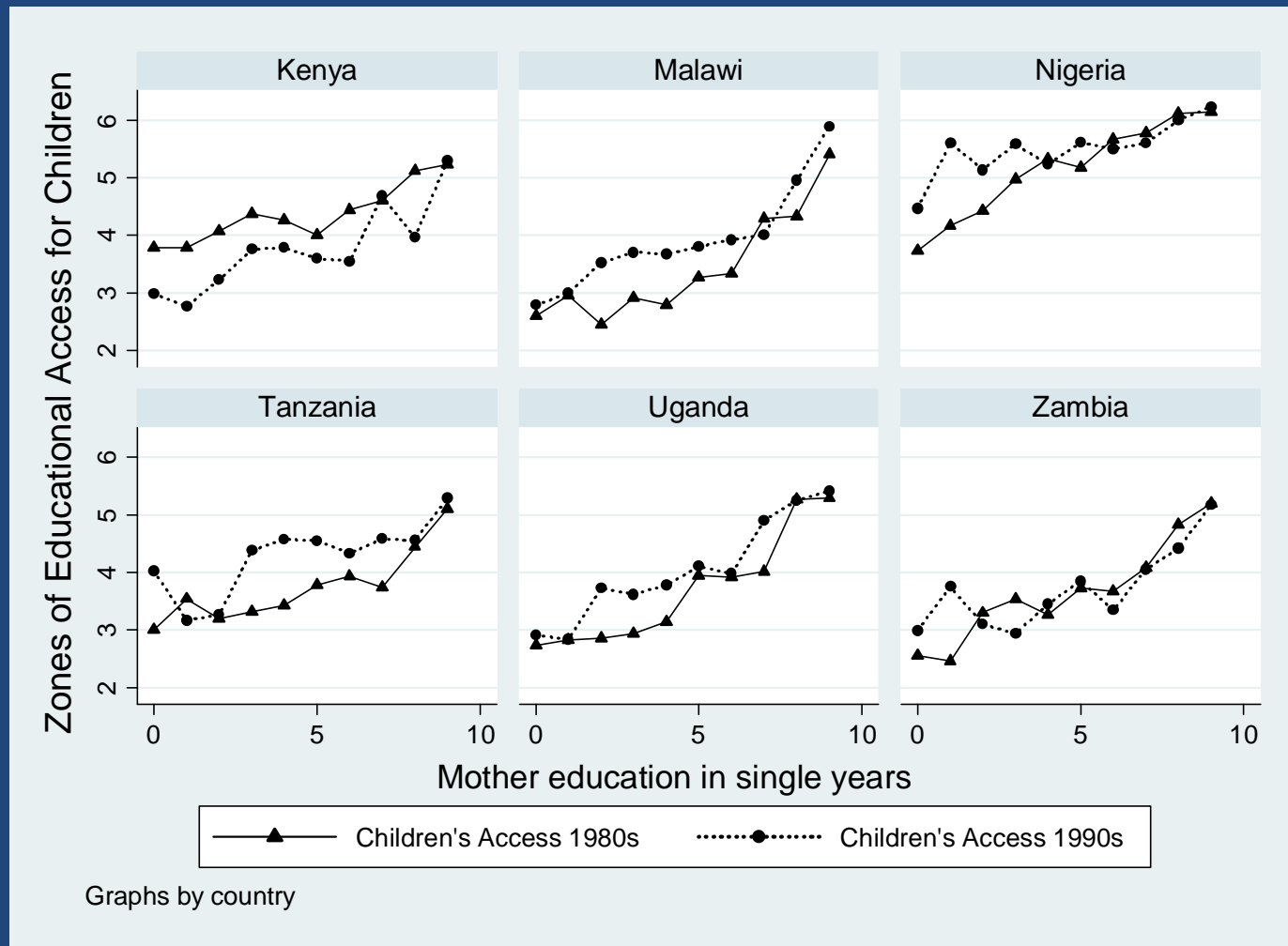
Table 1: Categorisation of zones of exclusion in DHS data for 15 to 19 year olds

<i>Highest educational attainment</i>	<i>Still in school?</i>	<i>Zone of exclusion</i>
No education	No	Zone 1: Never enrolled
Incomplete primary	No	Zone 2: Drop-out primary school
Incomplete primary	Yes	Zone 3: In primary school over age
Complete primary	No	Zone 4: Completed primary & drop-out
Incomplete secondary	No	Zone 5: Transition into secondary school & drop-out
Complete primary	Yes	Zone 6: In secondary school over age
Complete secondary or higher	No or Yes	Meaningful access

Source: DHS data from household roster information on education.



Intergenerational Changes in Access



<http://www.create-rpc.org/>

