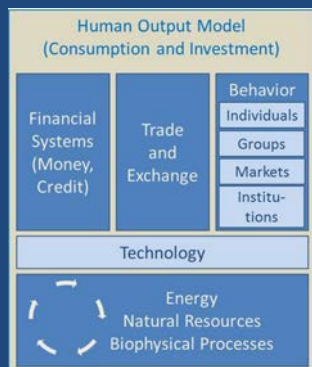


ABOUT IIER

The Institute for Integrated Economic Research is a Switzerland and U.S. based non-profit organization focused on developing new macroeconomic models for academic and policy-making purposes. The objective is to establish a thorough understanding of mechanisms and constraints underpinning human economic activity, and turn this knowledge into models and policy advice for the future.



IIER's macroeconomic model

PROJECT SUMMARY

This document summarises the findings from a project funded by the UK Department for International Development (DFID), looking at the potential for growing emerging economies while maintaining or reducing carbon dioxide emissions. The findings, views and recommendations contained in the research are those of IIER and do not necessarily represent the views of the funders.

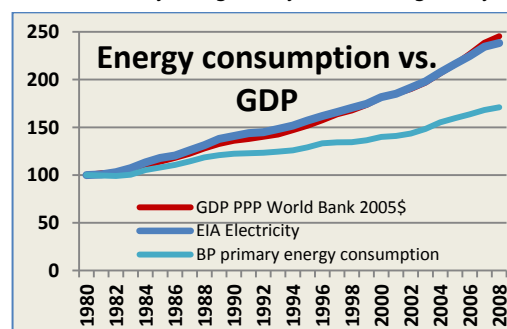
iier research
economics explained

p.o.box 506 – ch-8706 meilen
web: www.iier.ch
email: contact@iier.ch
© IIER 2011, All rights reserved

Are both compatible in developing economies?

In December 2009, the 15th Annual UN Climate Change Conference ended without a globally binding agreement to reduce greenhouse gas emissions. The outcomes from the 2010 talks in Cancún were equally non-committing. Among the reasons for these failures were concerns of emerging nations such as India and China that limits on carbon-dioxide emissions would impair their ability to further grow their economies. Given the evidence we outline below, they probably have a valid point.

1. The crucial role of energy in growth: On a global scale, economic growth has always been highly correlated with higher energy consumption. Between 1980 and 2008, to produce one additional unit of GDP, 0.55 additional units of primary (raw) energy inputs were requiredⁱ. When looking at energy that can be directly applied to societies, correlations are even stronger: during the same period, for one unit of GDP, electricity use grew by 0.95 units globally.ⁱⁱ



GDP and primary energy use (1980=100)

This strong connection between economic growth and energy consumption is often overlooked. It is based on the key paradigm of the industrial age: a significant portion of the productivity gains of the 19th and 20th century were achieved as greater mechanical energy use released human labour capacity. In industrial societies, one unit of human labour, measured in food intake, was often replaced by 100-1000 units of mechanical energy, mostly delivered from fossil fuels.ⁱⁱⁱ This mechanism produced benefits during periods of low energy cost in the form of lower prices for goods, higher wages and profits. When energy prices rise, this same model begins to work against us. IIER research shows that a rising manufacturing-related energy

- Economic growth is highly correlated with the availability of low-cost, high-quality energy
- Advanced economies may accomplish some decoupling based on the outsourcing of heavy industrial activity
- Given the superior characteristics of fossil fuels in terms of cost, density and manageability, renewables will offer only limited potential to replace them as key drivers of industrial output
- While this limits the chances for middle-income economies to reduce emissions, low-income countries have opportunities to grow wealth and well-being without adding large amounts of CO₂

prices quickly revert benefits for wages and profits. Efficiency increases are rarely able to offset those productivity losses, as they – for most process chains – are typically only in the 10-30% range.

2. How advanced economies became more energy-efficient: Whilst apparently advanced economies have been able to post economic growth without growing their energy footprint, a significant portion of 'energy efficiency' gains are related to the outsourcing of heavy industrial activities to emerging economies. For example, in 2007, China produced 41% of all iron and steel and 37.5% of all aluminium globally, while representing only 10.8% of global GDP, leading to significant embedded energy transfers to advanced economies. This reflects overall trends in globalisation as supply chains have been repeatedly reconfigured to exploit the benefits of low-cost labour and energy. When netting out these benefits, a majority of energy and carbon footprint reductions in advanced economies have been due to "energy used elsewhere" from global shifts of energy-intensive processes, and not related to real efficiency improvements^{iv}.

3. Fossil fuels are key drivers: In order to grow, economies not only require more energy, but the properties of the energy sources used, such as density, cost and manageability, matter a great deal. Today, almost unchanged from 1990, coal, crude oil and natural gas provide approximately 85%^v of global primary energy.

	Self Sufficiency		GDP\$ Per GJ	Global Share			
	Primary Energy	Food calories		GDP	Iron+Steel Production	Aluminum production	Fertilizer production
United States	71%	119%	141 \$	21.1%	4%	7.6%	6.1%
China	92%	90-95%	95 \$	10.8%	41%	37.5%	32.8%
UK	80%	74%	217 \$	3.1%	0.6%	1.1%	< 0.5%

Energy efficiency of economies (\$/GJ of primary energy consumption) and other key factors

Low-income countries may grow despite carbon reductions

Fossil fuels are – despite recent price increases – the cheapest and most useful fuels, as long as externalities such as pollution and environmental issues are not factored into their pricing.

The key challenge in replacing coal, oil and gas is that they are formed from historic solar inputs. A barrel of oil contains past solar energy from growing plant biomass, from biotic or abiotic fermentation, and added pressure and heat from geological, solar and geothermal mechanisms applied over millions of years. This process has yielded high density energy sources that are easy to extract, transport, and handle. To accomplish the same, for example with biomass, the required “upgrade” from plant material to a combustible fuel needs additional energetic effort, which adds cost and reduces net benefits. This need for “upgrading” directly translates into higher energy cost for the future^{vi}.

Furthermore, alternative sources, like nuclear, solar, wind and biomass, are based on significant fossil fuels inputs. If solar panels were produced with energy from solar panels, their price would be prohibitive, compared to today, where 50% of all panels are manufactured in China using coal-based inputs. This makes a true replacement of fossil fuels extremely challenging, unless currently unknown new technologies come into play. Given the “historic energy” embedded in fossil fuels, this is maybe an unrealistic expectation.

4. What low carbon translates to: To establish a low-carbon economy will require us to work against the key trend that has driven wealth creation during the 19th and 20th century – the replacement of small amounts of expensive human labour by large quantities of low-cost fossil fuels. Renewable energy sources do provide energy, but very likely only with reduced benefits, given their higher extraction and conversion effort and thus higher cost. The same is true for cleaner

fossil fuel uses. For example, carbon sequestration might reduce generation efficiency by approximately 24% and lead to cost increases of up to 82% over regular coal based electricity^{vii}.

5. The challenge - growing economies: Our research indicates that mid-level income countries (like China and India) have only limited opportunity to continue a growth trajectory without significantly adding to their carbon footprint, unless they too find other places to outsource their industrial production – which seems unlikely and would not yield a net reduction in global emissions. This reality is likely to be the main driving force behind the reluctance of China and India to accept clear carbon limits, as this – almost certainly – would impose almost impenetrable ceilings on their growth expectations^{viii}.

A closer look at China corroborates this view. China procures more than 90% of its energy from oil, natural gas and coal. It operates with a much lower energy cost vis-à-vis OECD countries (3-4 cents/kWh of industrial electricity in China vs. 6-11ct/kWh in most OECD countries)^{ix}. This advantage is driven by a number of factors, but the most important is the predominance of coal in China’s electricity mix, which can be exploited at low cost. This advantage is further enhanced by lower labour cost and different environmental standards in mining and power generation. Without the use of coal-based electricity, China’s significant competitive advantage would shrink, removing an important driver of its recent growth.

6. The opportunity – low-income economies: In poorer countries, we see a much higher potential to combine low carbon and welfare-improving efforts. In many cases, the benefits of industrialisation are not widespread and the transition from human to mechanical labour hasn’t fully taken place yet. At the same time, many low-income countries are dependent on patchily available crude oil,

currently the most costly fossil fuel per unit of delivered energy. In 2009, Africa (excluding Egypt, Algeria and South Africa) consumed 60.3% of its primary energy from oil, compared to a 35.5% share of oil globally^x.

This opens a window of opportunity for quality-of-life improvement from relatively low-yielding sustainable technology solutions. These are not likely to be high-tech, but instead simpler approaches based on enhancing locally available resources to transform solar flows into usable energy and other benefits. Examples might be simple solar power systems, water purification and desalination solutions, the growing and processing of oil seeds from marginal, non-arable land for biofuels^{xi}, and improvements in agricultural technology that secure higher yields^{xii}.

ⁱ World Bank (GDP PPP), EIA (primary energy)

ⁱⁱ U.S. Energy Information Agency (EIA)

ⁱⁱⁱ Cleveland, Kaufmann, Stern. 2000. Aggregation and the role of energy in the economy, *Ecological Economics*, 32(2): 301-317. Cleveland, Costanza, Hall, Kaufmann (31 August 1984) *Science* 225 (4665), 890., IIER research

^{iv} Guan, Peters, Weber, Hubacek (2009). “Journey to world top emitter – an analysis of the driving forces of China’s recent CO2 emissions surge.” *Geophysical Research Letters*. 36, L04709, IIER analysis (unpublished)

^v U.S. Energy Information Agency (EIA)

^{vi} Pimentel, David. 2008. *Biofuels, solar and wind as renewable energy systems: benefits and risks*. [Dordrecht, Netherlands]: Springer.

^{vii} Hamilton, Herzog, Parsons, Cost and U.S. public policy for new coal power plants with carbon capture and sequestration, *Energy Procedia*, Volume 1, Issue 1, *Greenhouse Gas Control Technologies 9*, Proceedings of the 9th International Conference on Greenhouse Gas Control Technologies (GHGT-9), 16-20 November 2008, Washington DC, USA, February 2009, Pages 4487-4494, ISSN 1876-6102, DOI: 10.1016/j.egypro. 2009.02.266.

^{viii} web.mit.edu/hamilton/www/GHGT-9_Hamilton.pdf

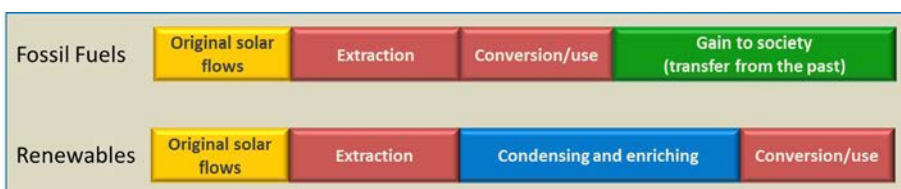
^{ix} fgamedia.org/faculty/afirouzi/ENGR600/lesson11/reading/Science%20Mag%20-%20Climate%20Change%20-%20the%20Chinese%20Challenge-%202008.pdf

^x www.aspiigroup.com/news/PowerCost020706.pdf

^{xi} BP Statistical Review of World Energy 2010, www.bp.com/productlanding.do?categoryId=6929&contentId=7044622

^{xii} are.berkeley.edu/~zilber/Rajagopal.pdf; Achten, Maes, Aerts, Verchot, Trabucco, Mathijs, Singh, Muys, Jatropa: From global hype to local opportunity, *Journal of Arid Environments*, Volume 74, Issue 1, January 2010, Pages 164-165, ISSN 0140-1963, DOI: 10.1016/j.jaridenv.2009.08.010

^{xiii} Rockstrom, Kaumbutho, Mwalley, Nzabi, Temesgen, Mawenya, Barron, Mutua, Damgaard-Larsen, Conservation farming strategies in East and Southern Africa: Yields and rain water productivity from on-farm action research, *Soil and Tillage Research*, Volume 103, Issue 1, April 2009, Pages 23-32, ISSN 0167-1987, DOI: 10.1016/j.still.2008.09.013.



Benefits of fossil fuels over renewables – past energy inputs