

PERii Evaluation Survey-Country Coordinators and Consortia members



1. Survey participant information.

PERii role

	Country Coordinator
Participant.	83.3% (5)




Country

	Bangladesh	Bolivia	Cote d'Ivoire	Cuba	Ethiopia	Ghana
Participant.	0.0% (0)	0.0% (0)	0.0% (0)	0.0% (0)	16.7% (1)	0.0% (0)




2. What are the aims of the PERii programme in your country?

	Response Count
	6
answered question	6
skipped question	0







3. What have been PERii's top three achievements in your country in the past three years? Please be as specific as possible.

		Response Percent	Response Count
1.		100.0%	6
2.		100.0%	6
3.		83.3%	5
		answered question	6
		skipped question	0

4. What are the main obstacles in your country to:

		Response Percent	Response Count
a) Production of research		100.0%	6
b) Dissemination of local research		100.0%	6
c) Use of research by policy-makers and practitioners		100.0%	6
		answered question	6
		skipped question	0

5. Who are the key PERii stakeholders in your country ie individuals, groups or organisations who are affected by or who can affect PERii aims and activities?

		Response Percent	Response Count
ICT technicians		66.7%	4
University Librarians		100.0%	6
Senior academics in universities		100.0%	6
Junior researchers		83.3%	5
Policy-makers		83.3%	5
Policy-influencers		66.7%	4
Other (please specify)			2
		answered question	6
		skipped question	0

6. How have you built up your knowledge of what the different stakeholders need from PERii? Please give THREE specific examples of the methods you have used to understand different stakeholder groups' needs.

	Response Count
	6
answered question	6
skipped question	0

7. How is PERii different from other research, information and education initiatives in your country (please name the main other organisations and initiatives)?

	Response Count
	6
answered question	6
skipped question	0




9. How sustainable is your consortium?

	Not sustainable at all	Quite sustainable	Completely sustainable	Response Count
Financial resources	33.3% (2)	50.0% (3)	16.7% (1)	6
Human resources	16.7% (1)	66.7% (4)	16.7% (1)	6
Technical resources	16.7% (1)	66.7% (4)	16.7% (1)	6
Management capacity	0.0% (0)	60.0% (3)	40.0% (2)	5
Adaptability to a changing environment	0.0% (0)	83.3% (5)	16.7% (1)	6
Comment on what is needed to make it more sustainable				6
answered question				6
skipped question				0

10. How satisfied are you with the e-resources available through the consortium?

					Rating Average	Response Count
Not satisfied at all	0.0% (0)	0.0% (0)	0.0% (0)	0.0% (0)	0.00	0
Quite satisfied	100.0% (3)	0.0% (0)	0.0% (0)	0.0% (0)	1.00	3
Very satisfied	66.7% (2)	0.0% (0)	0.0% (0)	33.3% (1)	2.00	3
Extremely satisfied	100.0% (1)	0.0% (0)	0.0% (0)	0.0% (0)	1.00	1
answered question						6
skipped question						0

11. Please give up to three recommendations for how to make PERii more effective in your country in the future. Consider how it is structured, ways of working with INASP and within the country.

		Response Percent	Response Count
1.		100.0%	6
2.		83.3%	5
3.		66.7%	4
answered question			6
skipped question			0

12. Any other comments

	Response Count
	3
answered question	3
skipped question	3