

## Helpdesk Research Report

# Facts about security and justice challenges

Becky Carter

10.09.2015

### Question

*What is the recent evidence on the scale of security and justice challenges worldwide? Identify available facts and figures in the literature on: 1) access to security and justice services; 2) poor people's demands for security and justice; 3) victims of crime and violence.*

### Contents

1. Overview
2. Access to security and justice services
3. Poor people's demands for security and justice
4. Victims of crime and violence
5. References

### 1. Overview

This rapid review identifies some of the key facts and figures available on the global challenges of security and justice. It is not a comprehensive review of evidence, but rather a rapid selection of some of the readily available literature. This review has specifically sought to include the most recent evidence available at the global and regional level, with a focus on South Asia, Sub-Saharan Africa and the Middle East and North Africa (MENA); a gender focus; and a sense of trends over time.

There has been increasing attention on issues of violence, security and justice in the post-2015 sustainable development goal (SDG) agenda, with SDG 16 aiming to promote peaceful, inclusive societies with access to justice for all, and several violence prevention targets. There are a growing number of international, regional and national databases, surveys and other metrics tracking various facets of security and justice. There has been substantial investment by international and regional organisations, and many countries too, in developing standardised indicators and methodologies for many aspects of conflict, violence and rule of law assessments (Open Working Group on Sustainable Development Goals (OWG) 2014).

There are some discrepancies in the estimates of crime, violence and justice experiences and services. This may be due to differences in data collection, validation, and methods of statistical estimation, and the variable quality and availability of national data (World Health Organisation (WHO) et al 2014: 9; OWG 2014). There are also large data gaps. Justice and security issues are by their nature hard to measure, especially when trying to capture the experiences of minorities and other hard-to-reach populations (OWG 2014). Where data does exist they often lack specificity, such as the sex and age of victims (WHO et al 2014: viii). There are particular gaps in data on the experiences of elderly people and women (Global Burden of Violence 2015; Krisch et al 2015: 40). The available data should be interpreted with caution: a significant share of violence and crime goes unreported; a growth of reported cases may be linked to a higher rate of reporting/detection (United Nations (UN) 2015b: 4).

This report has relied on published analysis and has not undertaken original analysis of statistical datasets (with the exception of the MY World survey). The report has focused on statistical facts and not qualitative evidence which can provide richer case-study analysis of the global and regional challenges in justice and security. An expert highlights that taking a quantitative approach to access to justice issues has its limits: such data tends not to be available or very scarce with significant gaps or unreliable (expert comment). Some of the key facts included in this report are:

#### **Access to security and justice services**

- A gap in access to justice exists for a majority of the people in the world, perhaps even as many as two thirds, according to an estimate by the Hague Institute for the Internationalization of Law.
- A number of countries have declining standards of criminal justice, and while order and security is significantly improving in some countries it is declining in others, according to the 2014 Rule of Law Index by the World Justice Project.
- Preventing and redressing violence against women and girls is now on the public policy agenda, but abuse and violence against women and girls is still widespread, with persistent impunity for sexual and gender-based violence, reports UN Women in their 2015 flagship report and the Global Network of Women Peacebuilders.

#### **Poor people's demands for security and justice**

- Multiple opinion surveys worldwide show the importance of rule of law for citizens. In the global MY World survey, out of nearly 8.5 million respondents, over 3 million people have voted for protection against crime and violence, making it the 6<sup>th</sup> top priority that matters most to people.

#### **Victims of crime and violence**

- Half a million people die violently each year in conflict and non-conflict settings, according to the 2015 Global Burden of Armed Violence report (Geneva Declaration Secretariat, 2015).
- In 2013 homicide rates remained on average 2.5 times higher in low and lower middle income countries than high income countries (United Nations 2015b).
- In 2010, the global cost of homicide reached USD 171 billion (Geneva Declaration Secretariat 2015), while economic costs of homicide for low and middle income countries are estimated to reach on average 1.71 per cent of a country's GDP (Fearon and Hoeffler 2014).
- One in three women reports having experienced physical and/or sexual violence (WHO et al 2013). Most of this violence is by intimate partners. Intimate partner violence tends to be higher in low- and middle- income countries (WHO et al 2013).

## 2. Access to security and justice services

### Global estimates

The Innovating Justice Forum 2012 Trend Report – by the Hague Institute for the Internationalization of Law (HiIL) – estimates that “an access to justice gap exists for a majority of the people in the world, perhaps even as many as two thirds”<sup>2</sup>. Recent seminal publications continue to use the UN Commission on Legal Empowerment’s 2008 estimate that four billion people live outside of the protection of the law (for example in the 2014 TNT Issues Brief<sup>3</sup> for the post-2015 sustainable development goals process).

### Rule of Law Index

The World Justice Project (WJP) 2014 Rule of Law Index<sup>4</sup> reports, based on population surveys and expert opinion: (WJP 2014: 32)

- **Criminal justice<sup>5</sup> declining worldwide:** This was the indicator that deteriorated the most, with 20 countries showing a significant decline in their score over the last year and none of the 99 countries in the Index demonstrating significant improvement.
- **Order and security improving:** The indicator that improved the most was order and security: 25 countries showed a significant improvement in their score while 7 experienced a decline.

Regionally, the 2014 Rule of Law Index found that:

- **The MENA region<sup>6</sup> as a whole performs well** on order and security and effective civil and criminal justice. The most serious rule of law challenges are its deficient protection of fundamental rights, limited accessibility of official information, and relatively weak constraints on government powers. (WJP 2014: 39)
- **South Asia<sup>7</sup> is the weakest performer overall** in most dimensions of the rule of law. Corruption is generally present in all branches of government, as well as in the police. While crime rates are not as high as in other regions of the world, civil conflict and the use of violence to redress grievances are major threats to stability and progress. It performs better than other regions in guaranteeing judicial independence. (WJP 2014: 40)

<sup>2</sup> This very rough estimate is based on legal needs studies conducted in 25 countries, combined with data from other research. (HiIL 2012)

<sup>3</sup> [https://sustainabledevelopment.un.org/content/documents/1554TST\\_compendium\\_issues\\_briefs\\_rev1610.pdf](https://sustainabledevelopment.un.org/content/documents/1554TST_compendium_issues_briefs_rev1610.pdf)

<sup>4</sup> This data set measures rule of law based on the experiences and perceptions of the general public and in-country experts worldwide. It is derived from primary data from more than 100,000 household and expert surveys in 99 (in 2014) and 102 (in 2015) countries and jurisdictions (WJP 2015: 5).

<sup>5</sup> The report looks at whether a country’s criminal investigation system is effective; criminal adjudication system is timely and effective; correctional system is effective in reducing criminal behaviour; criminal system is impartial, and free of corruption and improper government influence; and due process of law and rights of the accused (WJP 2014: 8).

<sup>6</sup> The report includes data from United Arab Emirates, Jordan, Tunisia, Lebanon, Morocco, Egypt, Iran.

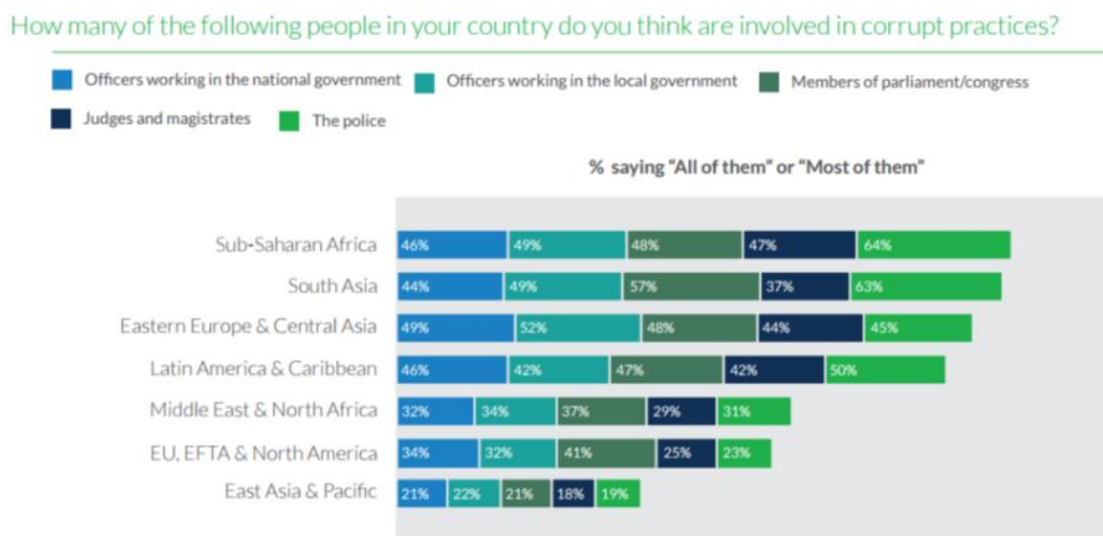
<sup>7</sup> The report includes data from Sri Lanka Nepal, India, Bangladesh, Pakistan, Afghanistan.

- **Sub-Saharan Africa<sup>8</sup> faces multiple rule of law challenges**, with crime and vigilante justice widespread, corruption prevalent in the police, and an inaccessible legal system. The region performs better in the delivery of civil justice, with an average rank similar to most other regions. (WJP 2014: 41)

Looking at perceptions of trust in their police and justice systems, the 2015 Rule Law Index reports that:

- 64 per cent of respondents from Sub-Saharan Africa think the **police** in their country are involved in **corrupt practices**, 63 per cent in South Asia, 45 per cent in Eastern Europe and Central Asia, 31 per cent in MENA. (WJP 2015: 34)
- 58 per cent of respondents from Sub-Saharan Africa, 37 per cent from South Asia and 24 per cent from MENA reported that during the past three years, they or someone in their household had to **pay a bribe** when stopped or detained by the police. (WJP 2015: 35)
- 58 per cent of respondents from Sub-Saharan Africa, 57 per cent from South Asia and 30 per cent from MENA reported that when neighbours apprehend a criminal after committing a serious crime, the **criminal is more likely to be beaten** by the neighbours than turned over to the authorities unharmed. (WJP 2015: 41)

**Figure 1. Perceptions of police corruption**



Source: WJP 2015: 34

<sup>8</sup> The report includes data from Botswana, Ghana, South Africa, Senegal, Burkina Faso, Malawi, Tanzania, Zambia, Cote d'Ivoire, Madagascar, Sierra Leone, Kenya, Liberia, Ethiopia, Uganda, Nigeria, Cameroon and Zimbabwe.

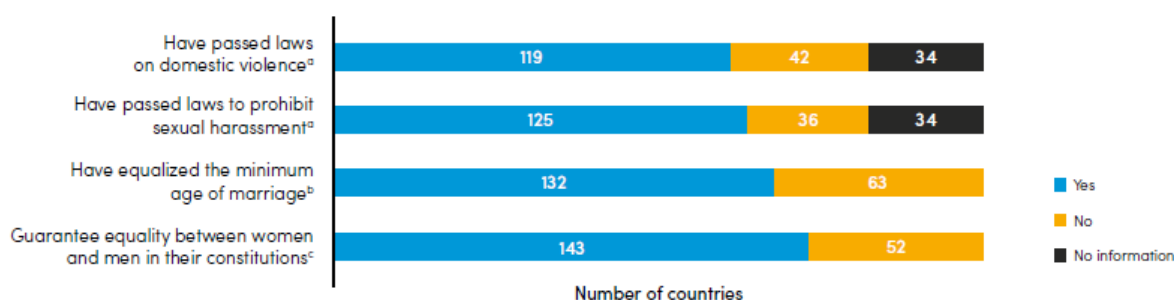
## Women and girls

Where once it was regarded as a private matter, **preventing and redressing violence against women and girls is now on the public policy agenda**, reports UN Women in its 2015 flagship report – Progress of the World’s Women (UN Women 2015).

The **majority of countries now have law in place on some key aspects of women’s rights**, providing a legal framework for women’s access to security and justice. As of 2014, 143 countries guarantee equality between women and men in their constitutions; 132 have equalised the minimum age of marriage (without parental consent) at 18 years or older, protecting girls from early marriage; and at least 119 have passed legislation on domestic violence. (UN Women 2015: 10, 28)

However, **these changes have not yet resulted in equal outcomes for women and men, and many women still suffer from abuse and violence** (UN Women 2015). In their 2014 annual report the Global Network of Women Peacebuilders find that sexual and gender-based violence (SGBV) remains widespread in all 21 countries monitored, with increases in some<sup>9</sup>. Pervasive underreporting of SGBV is linked to **impunity for SGBV in most of the countries** (Global Network of Women Peacebuilders 2014: 12).

**Figure 2. Number of countries with or without select women’s rights provisions, 2014**



Source: a. OECD 2015. b. UN Women's analysis of statutory legal age of marriage data from UN Statistics Division 2014b. c. UN Women 2015.

Note: The number of countries that have passed laws on domestic violence and those prohibiting sexual harassment excludes countries where legislation is either planned, drafted or being reviewed. Domestic violence is gender-specific violence commonly directed against women, occurring in the family and interpersonal relationships, which can be in the form of physical, emotional or psychological, sexual, or financial or economic abuse. For the definition of sexual harassment, refer to Annex 3.

Source: UN Women 2015: 28.

## Victim services

There are large gaps in victim service availability. Children protection services are the most widely available of all services (reported by 69 per cent of all countries in a survey by the 2014 Global Status Report on Violence Prevention<sup>10</sup>), followed by medico-legal services for victims of sexual violence (WHO et al 2014). However, the quality and accessibility of these services is not known. Of all services included in the survey, **adult protective services** (to investigate potential cases of elder abuse, and assist vulnerable older adults) were the least reported by countries, while less than half of the countries (and 15 per cent in the African region) reported availability of mental health services to address the needs of victims. The majority of countries (86 per cent) reported laws providing victims with legal representation and participation in

<sup>9</sup> DRC, Fiji, India, Iraq and South Sudan.

<sup>10</sup> This report highlights data from 133 countries, covering 6.1 billion people and representing 88 per cent of the world's population. The data was systematically gathered from each country in a four-step process which was led by a government-appointed National Data Coordinator. (WHO et al 2014: vii)

criminal courts, but only 52 per cent indicated having **victim compensation** legislation. WHO et al (2014) note the existence and enforcement of these laws appears to be much lower in low-income countries.

### 3. Poor people's demands for security and justice

Experts highlight that **multiple public opinion surveys around the world show the importance citizens attach to aspects of rule of law** (such as accountability of officials) and to freedom from fear (UNODC 2013b: 17). According to UNODC (2013b: 17) these findings persist across upper-, middle- and lower-income settings and are captured in a wide range of census processes, including social media and big data technologies.

The MY World survey<sup>11</sup> reports that **over 4 million people globally vote for “an honest and responsive government” (overall fourth priority) and over 3 million for “protection against crime and violence” (overall sixth priority)** as priorities that matter most to them and their families. Over a million people in low Human Development Index (HDI) countries have voted for protection against crime and violence – ranked as the group's eighth priority. By region, people ranked protection against crime and violence as:

- 1st priority in Northern Africa (voted for by nearly 55,000 people – 63 per cent of respondents).
- 4th priority in Southern Africa (voted for by 25,000 people, 49 per cent of respondents).
- 6th priority in middle Africa (36,000 people, 40 per cent) and South Eastern Asia (100,000 people, 42 per cent).
- 11th priority in Western Africa (nearly 500,000 people, 28 per cent).

Regional barometer surveys<sup>12</sup> reveal that households across Sub-Saharan Africa, Latin America, and East Asia **overwhelmingly prioritize income-related issues** (e.g., unemployment, wage levels, destitution, and youth employment), with roughly one-in-three respondents citing these issues as their most pressing concern (according to a 2012 analysis<sup>13</sup> by Leo and Hoan Tram). Security-related concerns are the most frequently cited response in 8 out of 18 of the examined Latin American countries, while “counter-intuitively, security-related concerns appear to be lower first-order priorities in fragile states (Leo and Hoan Tram 2012). In the Afrobarometer survey (2011-2013) governance issues such as crime/ security and corruption were the **lowest ranked priority** across Africa<sup>14</sup>, except North Africa, where high income levels (except in Sudan) and instability might be explanatory factors to consider, according to analysis by Zupork Dome (2015: 5). Zupork Dome (2015: 7) goes on to note that among high-HDI countries, governance is the second-most-prioritized concern, while low-HDI countries less likely to prioritize governance and more likely to prioritize public services.

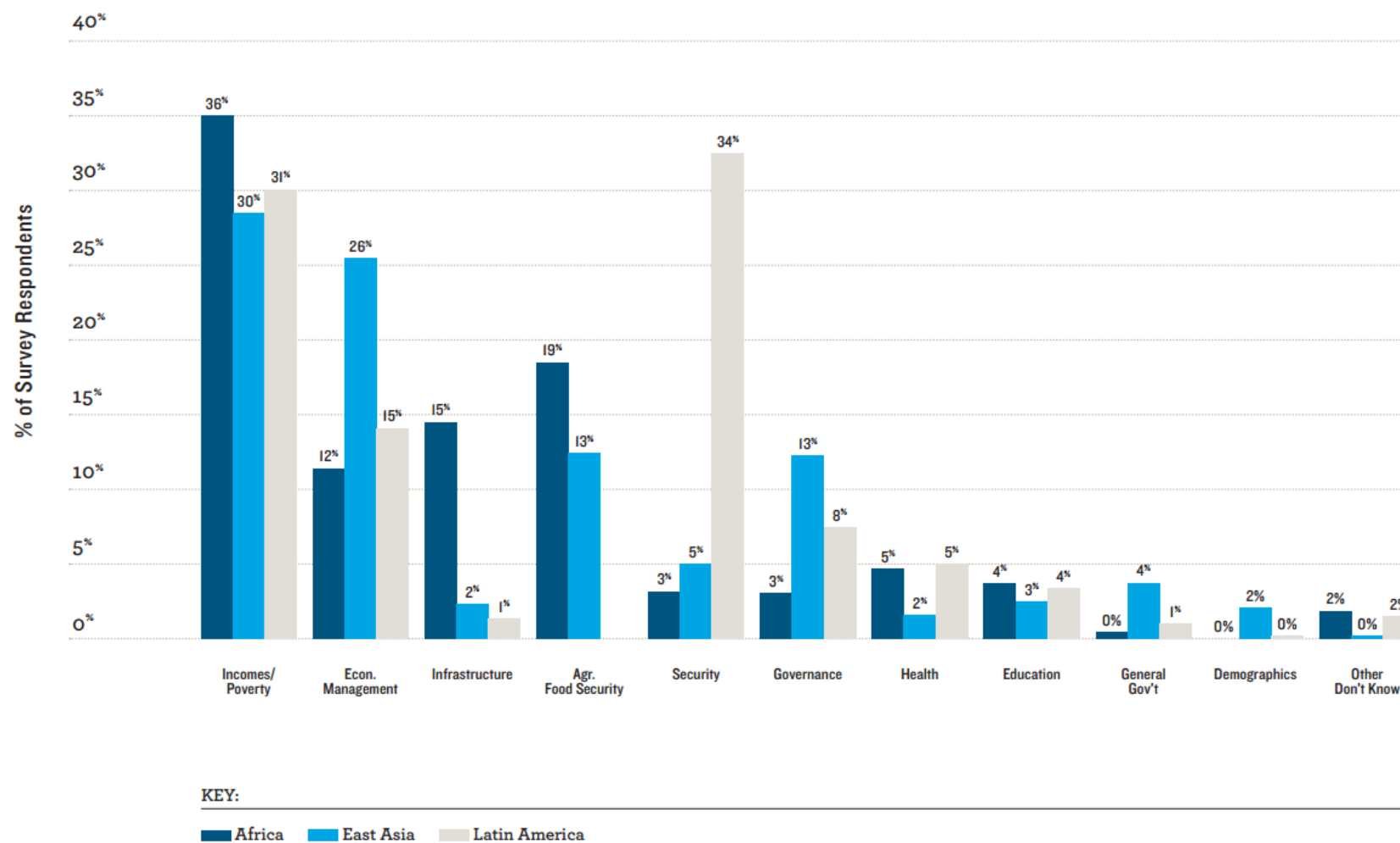
<sup>11</sup> MY World is a global survey for citizens led by the United Nations and partners to share your views with global leaders. There are 16 issues to choose from that cover the existing Millennium Development Goals, plus issues of sustainability, security, governance and transparency. It is a live online survey, with results continuously updated: <http://data.myworld2015.org/>. Results reported here as of 10.09.2015.

<sup>12</sup> The Afrobarometer, East Asian Barometer, and Latin Barometer surveys provide household-level views on country- and regional-level concerns and priorities for 47 developing countries, and nearly 56,000 respondents. While an Arab Barometer exists, the survey does not include a question concerning household views about their most pressing concerns, and is not included in this analysis. (Leo and Hoan Tram 2012: 6, 7).

<sup>13</sup> Leo and Hoan Tram (2012: 7) caution that there is an inconsistent timeframe coverage across regions (East Asia only has publicly-available household survey data between 2005 and 2008, Sub-Saharan Africa from 2008/2009, and Latin America 2010). Regional comparisons should take note. For example, African households may have been significantly less worried about food security-related issues, when compared to East Asian nations, in 2006 than they were in 2008 and 2009 (ibid.: 7).

<sup>14</sup> 15 per cent of respondents in 34 African countries cited “crime/security” as one of the three most important problems facing their country that the government should address (Zupork Dome 2015: 4).

**Figure 3. Most pressing concerns reported to regional barometers: Africa, East Asia, and Latin America**



Source: Leo and Hoan Tram 2012: 10.

## 4. Victims of crime and violence

### Global violence

The WHO, UNODC and UNDP Global Status report on Violence Prevention 2014 estimates that **more than 1.3 million people worldwide die each year as a result of violence in all its forms** (self-directed, interpersonal and collective), while **tens of thousands of people around the world are victims of non-fatal violence every day** (WHO et al 2014: 2).

**At least 508,000 people died violently—in both conflict and non-conflict settings—every year in 2007–12, down from 526,000 in 2004–09** (according to the 2015 Global Burden of Armed Violence (GBAV) report<sup>15</sup> - Geneva Declaration Secretariat 2015: 51). It comprises approximately 70,000 direct conflict deaths, 377,000 intentional homicides, 42,000 unintentional homicides, and 19,000 deaths due to legal interventions. In other words, “**more than one in ten violent deaths around the world occurs in conflict settings**” while “**intentional homicides account for nearly three out of four violent deaths in the world**”. (Geneva Declaration Secretariat 2015: 51)

The GBAV 2015 finds that the **regions that are most affected** by lethal violence are: Central America (with a rate of violent 33.6 deaths per 100,000 population), Southern Africa (31.2), the Caribbean (20.5), and South America (17.0). The sub-regions with the greatest increase in the violent death rates per 100,000 population from 2004–09 to 2007–12 are Northern Africa (94.8 per cent increase), Central America (15.7 per cent), and Southern Africa (13.8 per cent). (Geneva Declaration Secretariat 2015: 51)

The GBAV 2015 finds **significant regional variation in trends in different types of violence** between 2004–2009 and 2007–2012 (Geneva Declaration Secretariat 2015: 56). In Africa homicides dropped by more than 20 per cent but when including conflict deaths, lethal violence only reduced overall by 13 per cent, while in Asia homicides increased by 1 per cent and the high number of deaths in Syria means the overall lethal violence grew 6 per cent. The report notes that “the Americas experienced the greatest upsurge in lethal violence – in homicides as well as direct conflict deaths which combined increased by nearly 10 per cent” Geneva Declaration Secretariat 2015: 56).

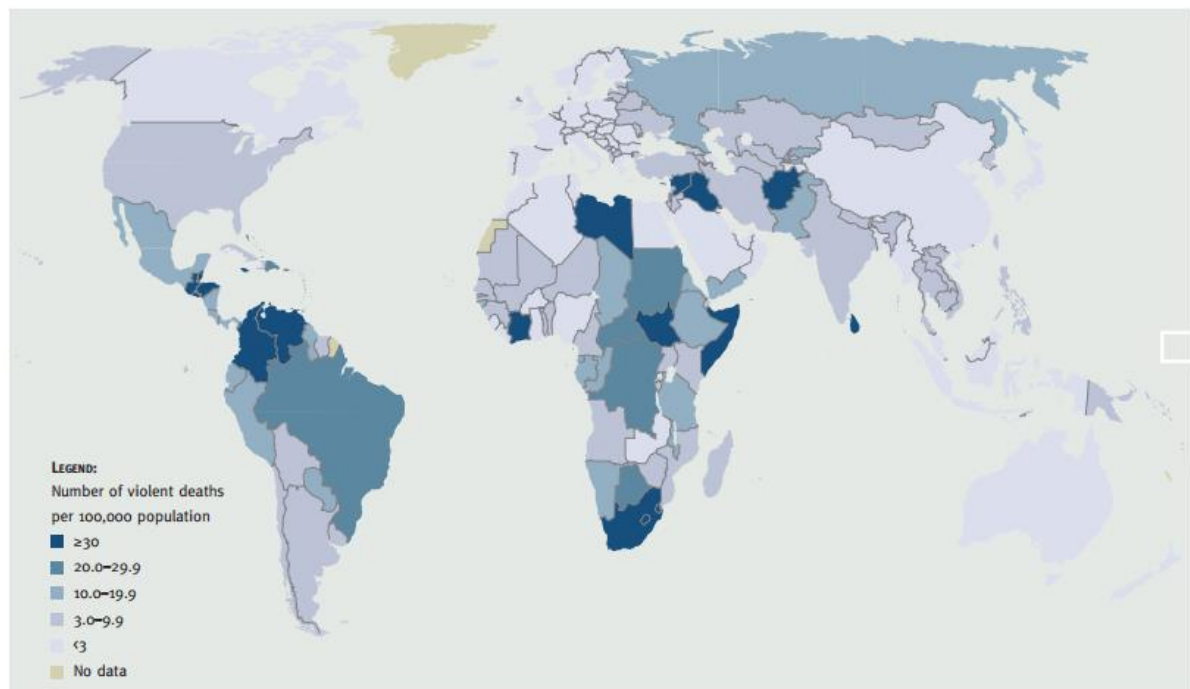
Violence is a significant global problem with high economic and social costs (Krisch et al 2014: 28). **Global violence costs 9.5 trillion dollars per year, equivalent to 11 per cent of the world gross domestic product** (calculate Fearon and Hoeffler in their 2014 report on the benefits and costs of the conflict and violence targets for the post-2015 development agenda). Homicides, violent crime, child abuse, domestic violence and sexual violence account for most of these costs (Krisch et al 2014: 28). The costs may be higher, given that violent injuries place a burden on healthcare systems (Krisch et al 2014: 28).

---

<sup>15</sup> Using the GBAV dataset which covers 189 countries and territories, with data systematically gathered at the national level in most regions of the world, with the exception of Africa. The 2015 GBAV report provides analysis of the data for the period 2007–12 as well as assessments of more recent trends and dynamics in lethal violence in both conflict and non-conflict settings. (Geneva Declaration Secretariat 2015: 55)



**Figure 4.** Average annual violent death rates per 100,000 population 2007-12



SOURCE: Geneva Declaration Secretariat (2014)

Source: Geneva Declaration Secretariat 2015: 3

## Conflict

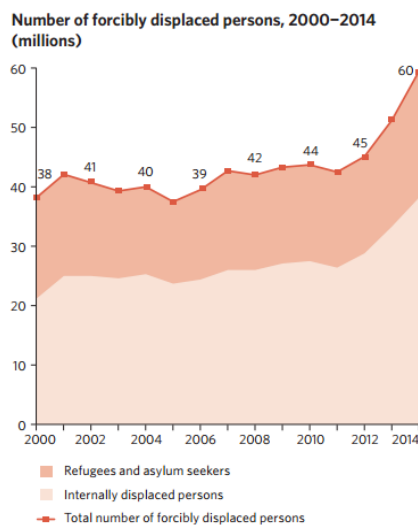
**Between 2007 and 2012 70,000 people died each year as a direct result of conflict** (Geneva Declaration Secretariat 2015: 2). **The annual number of direct conflict deaths has increased significantly from 2004 to 2012** from an average 52,000 deaths (2004-07), to 55,000 (2004-09), to 70,000 (2007-12) – largely due to the conflicts in Libya and Syria. (Geneva Declaration Secretariat 2015: 2)

**Conflicts have forced almost 60 million people from their homes between 2000 and 2014**, the highest level recorded since the Second World War, according to the Millennium Development Goals Report 2015<sup>16</sup> – United Nations 2015a: 23). In 2014 an average of 42,000 people each day abandoned their homes to flee conflicts, (almost four times the figure of 11,000 people only four years earlier), while children accounted for half of the global refugee population under the UNHCR mandate (the highest proportion in 10 years) (United Nations 2015a: 23).

<sup>16</sup> The report's analysis is based on data compiled by the Inter-Agency and Expert Group on MDG Indicators led by the Department of Economic and Social Affairs of the United Nations Secretariat

**Figure 5. Number of forcibly displaced persons 2000-2014**

Conflicts have forced almost 60 million people from their homes



Source: United Nations 2015: 23.

## Intentional homicide

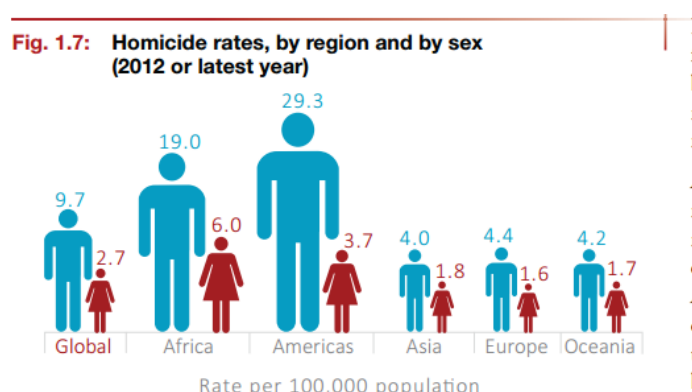
**An estimated 377,000 to half a million people are killed each year globally as result of intentional homicidal violence** (GBAV 2015 – Geneva Declaration Secretariat 2015, UNODC’s 2013 Global Study on Homicide<sup>17</sup> – UNODC 2013a, WHO et al 2014).

Between 2007 and 2012 there were **on average 60,000 female homicide victims a year, accounting for 16 per cent of all intentional homicides**, a small drop from 66,000 a year (17 per cent of the total) during 2004–07 (Geneva Declaration Secretariat, 2015: 5). WHO et al (2014: 9) also find that the majority of homicide victims are men, although the estimate is slightly different. They report that males account for 82 per cent of all homicide victims (WHO et al 2014: 9).

Looking regionally, UNODC (2013a: 28) finds **male and female homicide rates are above the global average in both Africa and the Americas**, with the highest male homicide rate in the Americas and the highest female homicide rate in Africa. Looking at low- and middle-income countries, WHO et al (2014: 9) find the highest estimated rates of homicide are in the Americas, with an annual rate of 28.5 deaths per 100,000 population, followed by Africa with a rate of 10.7 per 100,000 population.

<sup>17</sup> UNODC’s Global Study on Homicide 2013 analyses data from all United Nations Member States (193) and a number of territories/autonomous entities (26). In most cases, they are derived from national data repositories generated by either the criminal justice or the public health system, using the NODC annual collection of crime data (the United Nations Survey of Crime Trends and Operations of Criminal Justice Systems, UN-CTS), and supplemented by data from other national sources (UNODC 2013a: 100).

**Figure 1. Homicide rates, by region and by sex (2012 or latest year)**



Source: UNODC 2013a: 28

**More than half of all global homicide victims are under 30 years of age** and the **vast majority of child victims live in low and middle income countries** (WHO et al 2014: 10; UNICEF 2014 (7). UNICEF (2014: 7) reports that “in 2012 alone, homicide took the lives of about 95,000 children and adolescents under the age of 20 – almost 1 in 5 of all homicide victims that year. The vast majority of victims (85,000) lived in low- and middle-income countries”. Latin America and the Caribbean has the largest share of homicide victims under age 20 (25,400), then West and Central Africa (23,400), then Eastern and Southern Africa (15,000). The lowest number of homicides under the age of 20 is found in Central and Eastern Europe and the Commonwealth of Independent States (CEE/CIS), then MENA (UNICEF 2014: 2).

Homicidal violence is **slowly decreasing at the global level**, by just over 16 per cent over the period 2000–2012 (WHO et al 2014: vii), although this aggregate trend masks diverging regional trends: (UNODC 2013a: 32)

- An overall decrease of homicides in South-eastern Asia (where data is available).
- Increases in Northern Africa (recently and sharply) and in Eastern Africa (since 2004).
- In Southern Africa (with one of the highest homicide rates in the world) a decrease in South Africa is but no change in other countries in the region.
- In other regions with relatively high homicide levels, the “homicide rate appears to have stabilized in the Caribbean, albeit at a high level; in South America it has fluctuated; and the increasing trend in homicide in Central America has come to a halt”.

**In 2013 homicide rates remained on average 2.5 times higher in low and lower middle income countries than high income countries** (according to the UN Secretary-General’s 2015 report on the state of crime and criminal justice worldwide<sup>18</sup> – United Nations 2015b: 10). WHO et al (2014: viii) report a decline in homicide rates in low income countries, but more slowly than the global rate<sup>19</sup>. UN (2015: 38) using UNODC data finds that the homicide rate continuing to increase in countries at the lower end of the income scale.

<sup>18</sup> This report analyses data from UNODC Homicide Statistics and United Nations Survey of Crime Trends and Operations of Criminal Justice Systems covering 81 countries (19 lower and middle income countries; 22 upper middle-income countries; 40 high income countries).

<sup>19</sup> WHO (2014: vii) reports that “Over the period 2000–2012, homicide rates are estimated to have declined by just over 16 per cent globally (from 8.0 to 6.7 per 100 000 population), and, in high-income countries, by 39 per cent (from 6.2 to 3.8 per 100 000 population). By contrast, homicide rates in low- and middle-income countries

GBAV 2015 estimates that “nearly USD 2 trillion in global violence-related economic losses could have been saved, had the global homicide rate in 2000–10 been reduced to levels below 3 deaths per 100,000 population—significantly lower than the average rate of 7.4 per 100,000 exhibited in 2007–12. Such savings would have been equivalent to 2.64 per cent of the global GDP in 2010” (Geneva Declaration Secretariat 2015: web summary<sup>20</sup>). It also reports that “in 2010 alone, the global cost of homicide reached USD 171 billion” (Geneva Declaration Secretariat, 2015: 9).

Fearon and Hoeffler (2014: 5) estimate that the economic costs of homicide for low and middle income countries is **on average 1.71 per cent of a country’s GDP**. This rises to 3.01 per cent on average for Sub-Saharan African countries and lowers to 0.66 per cent for MENA and 0.61 per cent for South Asia.

**Figure 2. Homicide costs as a share of GDP, by World Bank region**

Region	As % of regional	As % of country GDP
Latin America and SubSaharan Africa	3.68	4.10
Europe and Central Asia	3.68	3.01
Middle East and North	1.11	0.67
South Asia	0.71	0.66
High Income Countries	0.68	0.61
East Asia and Pacific	0.42	0.33
World	0.26	1.03
	0.82	1.71

Notes: Based on IEP (2013) estimates. First column is total costs in region as % of total GDP of countries in region. Second column is average of country costs (as % of country GDP) in region. World Bank regions are for low- and middle-income countries; High-Income Countries can be anywhere.

Source: Fearon and Hoeffler (2014: 5).

## Crime

The WJP Rule of Law Index 2015 finds that **Sub-Saharan Africa and Latin America & the Caribbean report the highest rates of victimization of crime, while East Asia and Pacific reports the lowest**<sup>21</sup> (WJP 2015: 40).

**At the global level, violent crimes such as intentional homicide, robbery and rape (for which police-recorded data are available) have slightly decreased over the past decade**, according to the UN Secretary-General’s 2015 report on the state of crime and criminal justice worldwide (UN 2015b: 4). By income level, trends vary: “Over the period 2003–2013, high-income countries reported decreasing trends for both violent crimes and property crimes, whereas upper-middle-income countries had rising trends for most crimes except homicide, and low- and lower-middle-income countries had diverse trends over the period” (United Nations 2015b: 6). The report advises taking into account countries’ different levels of data quality and police practices.

---

have shown less decline over the same period. For both upper and lower middle-income countries the decline was 13 per cent, and for low-income countries it was 10 per cent.”

<sup>20</sup><http://www.genevadeclaration.org/measurability/global-burden-of-armed-violence/global-burden-of-armed-violence-2015.html>

<sup>21</sup> The survey asked 1,000 people living in the three largest cities if they or anyone in their households had been a victim of burglary, armed robbery, extortion, or homicide in the past three years.

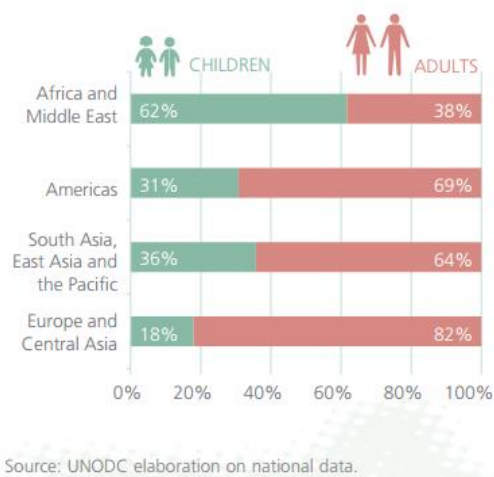
## Trafficking

The vast majority of trafficking victims globally<sup>22</sup> are adult women or underage girls, finds the UNODC's 2014 Global Report on Trafficking (UNODC 2014). The overall profile of trafficking victims may be slowly changing, however, as relatively fewer women, but more girls, men and boys are detected globally (UNODC 2014: 29). From 2010 to 2012 49 per cent of detected victims of trafficking were adult women and 33 per cent children, the latter a 5 per cent rise from 2007-2010 (UNODC 2014: 5). However, increasing shares of children among the detected victims were not witnessed across all regions. Africa and the Middle East, North and Central America, and some countries in South America registered clear increases during the 2010-2012 period; Europe and Central Asia as well as South Asia, East Asia and the Pacific did not (UNODC 2014: 30).

There are pronounced regional differences: (UNODC 2014: 30)

- “Children comprise the majority of victims detected in Africa and the Middle East, accounting for more than 60 per cent of the victims in this region.
- In Europe and Central Asia, trafficking in persons mainly concerns adult victims, as they comprise 83 per cent of the victims detected there.
- South Asia, East Asia and the Pacific and the Americas report similar age profile breakdowns, with adults comprising about two thirds of the detected victims, with children making up the remaining one third.”

**Figure 3. Shares of children and adults among the detected victims of trafficking in persons, by region, 2010-2012**



Source: UNODC 2014: 31.

<sup>22</sup> Current data collection at the global level is based on reported cases of trafficking in persons. While the analysis of such cases is key to understanding trafficking patterns and flows, the profiles of detected victims and offenders, different forms of exploitation and State responses, it does not allow us to estimate the extent of the phenomenon (prevalence). (United Nations 2015b: 18) The question of the magnitude of the trafficking problem – that is, how many victims there are – is hotly debated as there is no methodologically sound available estimate. (UNODC 2014: 30)

## Violence against women and children<sup>23</sup>

GBAV 2015 estimates that on average<sup>24</sup> **from 2007 to 2012 60,000 women and girls worldwide were killed violently every year**, accounting for approximately 16 per cent of all intentional homicides committed globally (Geneva Declaration Secretariat 2015: 87). Since analysis undertaken in 2011, “the median rate of women killed has decreased slightly and female homicide rates have become polarized, as the number of countries with very high and very low rates of lethal violence against women increased” (Geneva Declaration Secretariat 2015: 87).

Violence against women is widespread across all countries and socioeconomic groups. Globally, **one in three (35.6 per cent) women reports having experienced physical and/or sexual violence** at some point in their lives (WHO et al 2013<sup>25</sup>: 2, 20). Most of this violence is intimate partner violence. **As many as 38 per cent of all murders of women are committed by intimate partners**, while an estimated 42 per cent of women who have been physically and/or sexually abused by a partner have experienced injuries as a result of that violence (WHO et al 2013: 2; WHO et al 2014: 12). **Intimate partner violence tends to be higher in low- and middle-income countries**. In Africa, Eastern Mediterranean and South-East Asia, approximately 37 per cent of ever-partnered women report physical and/or sexual violence by an intimate partner in their lives, compared to 23 per cent in high income countries (WHO et al 2013: 16, in Krisch et al 2015: 50).

**Women who have been physically or sexually abused by their partners report higher rates of a number of important health problems**, reports WHO et al (2013: 2). “They are 16 per cent more likely to have a low-birth-weight baby. They are more than twice as likely to have an abortion, almost twice as likely to experience depression, and, in some regions, are 1.5 times more likely to acquire HIV, as compared to women who have not experienced partner violence” (WHO et al 2013: 2).

**“Around 120 million girls worldwide (slightly more than 1 in 10) have experienced forced intercourse or other forced sexual acts at some point in their lives”**, according to UNICEF’s 2014 statistical analysis of violence against children – *Hidden in Plain Sight*<sup>26</sup> (UNICEF 2014: 7). Boys are also at risk, but there is a lack of comparable data in most countries (UNICEF 2014: 7). National surveys of violence against children conducted in Africa reveal much higher rates of childhood physical, sexual and emotional abuse than the global rates, report WHO et al (2014: 14).

Turning to physical violence, UNICEF’s analysis finds that **“almost one quarter of girls aged 15 to 19 worldwide (almost 70 million) report being victims of some form of physical violence since age 15”**

<sup>23</sup> Violence against women and girls takes many forms. “Its dimensions include physical, sexual and psychological/emotional violence in the family and community, as well as such violence perpetrated or condoned by the State. Specific forms and manifestations include domestic violence, child marriage, forced pregnancy, honour crimes, FGM/C, femicide, non-partner sexual violence and exploitation, sexual harassment, trafficking and violence in conflict situations”. (UNICEF et al 2013: 3) This section provides only an illustrative selection of facts and figures on some of the key indicators of violence against women and girls.

<sup>24</sup> Based on data available from 104 countries and territories.

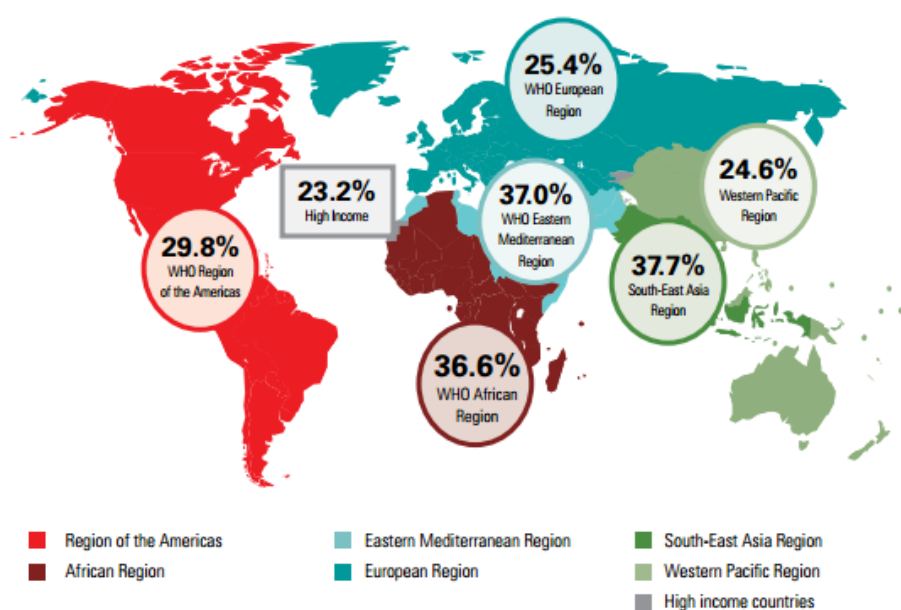
<sup>25</sup> This is the source used by the UN Women’s 2015 report on the Progress of the World’s Women. It is the first global systematic review and synthesis of the body of scientific data on the prevalence of two forms of violence against women — violence by an intimate partner (intimate partner violence) and sexual violence by someone other than a partner (non-partner sexual violence) (WHO et al 2013: 2).

<sup>26</sup> This report covers 190 countries, drawing on available data from internationally comparable sources, including the UNICEF-supported Multiple Indicator Cluster Surveys (MICS), the US Agency for International Development (USAID)-supported Demographic and Health Surveys (DHS), the Global School-based Student Health Surveys (GSHS) and the Health Behaviour in School-aged Children Study (HBSC). (UNICEF 2014: 1-2)

(UNICEF 2014: 7). Data regarding adolescent boys' exposure to physical violence are much more limited (UNICEF 2014: 4). Looking at five low and middle-income countries with comparable data, UNICEF found that at least one in four adolescent boys aged 15 to 19 said they experienced physical violence since age 15 in each country, with prevalence exceeding 40 per cent in all but two of these countries (Ghana and Mozambique) (UNICEF 2014: 4).

**Figure 4. Prevalence of intimate partner violence**

Figure 5: Prevalence of intimate partner violence, by WHO region



Source: WHO Global and regional estimates of violence against women (6)

Source: WHO et al 2014: 14

**More than 125 million girls and women alive today have had Female Genital Mutilation/Cutting (FGM/C)** in the 29 countries in Africa and the Middle East where FGM/C is concentrated, reports UNICEF's 2013 statistical analysis of FGM/C<sup>27</sup> (UNICEF 2013: 22). In most countries, FGM/C prevalence is higher among girls in the poorest households, and for daughters of uneducated mothers (UNICEF 2013: 39). The analysis also shows that **"prevalence in the 29 countries has declined** from an estimated 53 per cent of women aged 45- 49 being cut to an average of 36 per cent of adolescents and young women aged 15-19" (UNICEF et al 2013: 3 – citing UNICEF 2013).

"Despite near-universal commitments to end child marriage, **every day 39,000 girls become child<sup>28</sup> brides**, reports UNFPA's 2012 report – Marrying Too Young<sup>29</sup> (UNFPA 2012: 6). Other analysis in the report includes: (UNFPA 2012: 6).

<sup>27</sup> This report analyses data from on data from more than 70 nationally representative surveys from all 29 countries where FGM/C is concentrated over a 20-year period and presents the most comprehensive compilation to date of statistics and analyses on FGM/C (UNICEF 2013: iii, 3).

<sup>28</sup> The term "child" here refers to those under 18, generally considered minors.

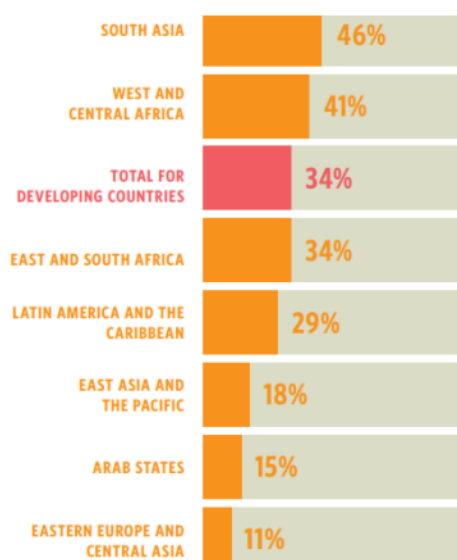
<sup>29</sup> The report analyses data from 107 developing countries, mainly household surveys using nationally representative samples. The analysis of trends in child marriage is based on results from the two most recent household surveys available in 48 countries. (UNFPA 2012: 18).

- “While child marriages are declining among girls under age 15, 50 million girls could still be at risk of being married before their 15th birthday in this decade”,
- “One in three girls in developing countries (excluding China) will probably be married before they are 18. One out of nine girls will be married before their 15th birthday. Most of these girls are poor, less-educated, and living in rural areas.”
- “Given the time lag in the impacts of changing population dynamics, even a reduced rate of child marriage, will mean that **absolute numbers may grow for some time ahead.**”

UNFPA (2014: 26) finds that the practice of child marriage is a global issue affecting most regions, but “**it is most common in South Asia and in West and Central Africa**, where two out of five girls marry or enter into union before age of 18 (46 per cent and 41 per cent, respectively) ... Lower percentages are observed in Eastern Europe and Central Asia, the Arab States and East Asia and the Pacific (11 per cent, 15 per cent and 18 per cent, respectively)”.

Child marriage can further violate girls’ rights in a number of different ways, such as ending their education, increasing their vulnerability to HIV and other sexually transmitted infections, complications of pregnancy and childbirth, exposure to domestic and sexual violence, among others (UNFPA 2014: 11). UNICEF (2014: 4, 7) finds that “globally, 1 in 3 adolescent girls aged 15 to 19 worldwide (84 million) have been the victims of any emotional, physical or sexual violence committed by their husbands or partners at some point in their lives. Rates of partner violence are particularly high in sub-Saharan Africa, South Asia, and Latin America and the Caribbean”.

**Figure 1. Percentage of women 20-24 years old who were married or in union by age 18, by region, 2000-2010**



Source: UNFPA database using DHS, MICS and other household surveys.

Source: UNFPA 2012: 27.



## 5. References

- Fearon, J. & Hoeffler, A. (2014). *Post-2015 consensus: Conflict and violence assessment*. Copenhagen: Copenhagen Consensus Centre.  
[http://www.copenhagenconsensus.com/sites/default/files/conflict\\_assessment\\_-\\_hoeffler\\_and\\_fearon\\_0.pdf](http://www.copenhagenconsensus.com/sites/default/files/conflict_assessment_-_hoeffler_and_fearon_0.pdf)
- Geneva Declaration Secretariat (2015). *Global Burden of Armed Violence 2015: Every Body Counts*.  
<http://www.genevadeclaration.org/measurability/global-burden-of-armed-violence/gbav-2015/executive-summary.html>
- Global Network of Women Peacebuilders (2014). *Women Count. Security Council Resolution 1325: Civil Society Monitoring Report 2014*. [http://www.gnwp.org/sites/default/files/resource-field\\_media/2014Global%20Report\\_Aug13\\_2015HiRes\\_Jim.pdf](http://www.gnwp.org/sites/default/files/resource-field_media/2014Global%20Report_Aug13_2015HiRes_Jim.pdf)
- Hague Institute for the Internationalization of Law (2012). *Trend Report, Part 1: Towards Basic Justice Care for Everyone - Challenges and Promising Approaches*. The Hague: HiIL.  
[http://www.hiil.org/data/sitemanagement/media/TrendReport\\_Part1\\_020412\\_DEF%20\(2\).pdf](http://www.hiil.org/data/sitemanagement/media/TrendReport_Part1_020412_DEF%20(2).pdf)
- Krisch, M., Eisner, M., Mikton, C. & Butchart, A. (2015). *Global strategies to reduce violence by 50% in 30 years: Findings from the WHO and University of Cambridge Global Violence Reduction Conference 2014*. Cambridge: University of Cambridge.  
<http://www.vrc.crim.cam.ac.uk/VRCconferences/conference/reportsinglepage>
- Leo, B. with Hoan Tram, K. (2012). *What does the world really want from the next global development goals? Ensuring that the world's poor define the post-2015 framework*. ONE.  
<http://www.beyond2015.org/sites/default/files/ONE%20MDGs%20Report%20-%20FINAL.pdf>
- Open Working Group on Sustainable Development Goals (2014). *Statistical note for the issue brief on: Conflict Prevention, Post-conflict Peacebuilding and the Promotion of Durable Peace, Rule of Law and Governance*. <https://www.worldwewant2015.org/node/462644>
- UN Women (2015). *Transforming economies, realizing rights. Progress of the world's women 2015-2016*. UN Women. [http://progress.unwomen.org/en/2015/pdf/UNW\\_progressreport.pdf](http://progress.unwomen.org/en/2015/pdf/UNW_progressreport.pdf)
- UNDP, UNPBSO, UNISDR & UNICEF (2013). *The global thematic consultation on conflict, violence and disaster, and the post-2015 development agenda*. Co-led by UNDP, UNICEF, UNISDR, and UNPBSO, the United Nations, with the support of the Governments of Finland, Indonesia, Liberia, and Panama.  
<https://www.worldwewant2015.org/node/462646>
- UNFPA (2012). *Marrying Too Young: End Child Marriage*. New York: UNFPA. <http://www.unfpa.org/end-child-marriage>
- UNFPA (2014). *State of the World Population 2014*. UNFPA.  
[http://www.unfpa.org/sites/default/files/pub-pdf/EN-SWOP14-Report\\_FINAL-web.pdf](http://www.unfpa.org/sites/default/files/pub-pdf/EN-SWOP14-Report_FINAL-web.pdf)
- UNICEF (2013). *Female Genital Mutilation/Cutting: A statistical overview and exploration of the dynamics of change*. New York: UNICEF.  
[http://www.unicef.org/cbsc/files/UNICEF\\_FGM\\_report\\_July\\_2013\\_Hi\\_res.pdf](http://www.unicef.org/cbsc/files/UNICEF_FGM_report_July_2013_Hi_res.pdf)

UNICEF (2014). *Hidden in plain sight: A statistical analysis of violence against children*. Summary. New York: UNICEF.

[http://www.unicef.org/publications/files/Hidden\\_in\\_plain\\_sight\\_statistical\\_analysis\\_Summary\\_EN\\_2\\_Sept\\_2014.pdf](http://www.unicef.org/publications/files/Hidden_in_plain_sight_statistical_analysis_Summary_EN_2_Sept_2014.pdf)

UNICEF, UN Women, UNFPA, ILO & the Office of the Special Representative of the Secretary-General on Violence against Children (OSRSG/VAC) (2013). *Breaking the Silence on Violence against Indigenous Girls, Adolescents and Young Women. A call to action based on an overview of existing evidence from Africa, Asia Pacific and Latin America*. New York: UNICEF.

<http://www.unwomen.org/~media/headquarters/attachments/sections/library/publications/2013/5/violence-against-indigenous-women-and-girls.pdf>

United Nations (2015a). *Millennium Development Goals Report 2015*.

<http://mdgs.un.org/unsd/mdg/Resources/Static/Products/Progress2015/English2015.pdf>

United Nations (2015b). *State of crime and criminal justice worldwide*. Report of the Secretary-General. Thirteenth United Nations Congress on Crime Prevention and Criminal Justice.

[https://www.unodc.org/documents/data-and-analysis/statistics/crime/ACONF222\\_4\\_e\\_V1500369.pdf](https://www.unodc.org/documents/data-and-analysis/statistics/crime/ACONF222_4_e_V1500369.pdf)

UNODC (2013a). *Global study on homicide 2013. Trends, contexts, data*. Vienna: UNODC.

[https://www.unodc.org/documents/data-and-analysis/statistics/GSH2013/2014\\_GLOBAL\\_HOMICIDE\\_BOOK\\_web.pdf](https://www.unodc.org/documents/data-and-analysis/statistics/GSH2013/2014_GLOBAL_HOMICIDE_BOOK_web.pdf)

UNODC (2013b). *Accounting for security and justice in the post-2015 development agenda*.

[https://www.unodc.org/documents/about-unodc/Post-2015-Development-Agenda/UNODC\\_-\\_Accounting\\_for\\_Security\\_and\\_Justice\\_in\\_the\\_Post-2015\\_Development\\_Agenda.pdf](https://www.unodc.org/documents/about-unodc/Post-2015-Development-Agenda/UNODC_-_Accounting_for_Security_and_Justice_in_the_Post-2015_Development_Agenda.pdf)

UNODC (2014). *Global report on trafficking in persons*. Vienna: UNODC.

[https://www.unodc.org/documents/data-and-analysis/glotip/GLOTIP\\_2014\\_full\\_report.pdf](https://www.unodc.org/documents/data-and-analysis/glotip/GLOTIP_2014_full_report.pdf)

WHO, London School of Hygiene & Tropical Medicine & South African Medical Research Council (2013). *Global and regional estimates of violence against women: Prevalence and health effects of intimate partner violence and non-partner sexual violence*. Geneva: WHO, London School of Hygiene and Tropical Medicine and South African Medical Research Council.

<http://www.who.int/reproductivehealth/publications/violence/9789241564625/en/>

WHO, UNDP & UNODC (2014). *Global Status Report on Violence Prevention 2014*. Geneva: WHO.

<http://www.undp.org/content/dam/undp/library/corporate/Reports/UNDP-GVA-violence-2014.pdf>

World Justice Project (2014). *Rule of Law Index 2014*. Washington D.C.: World Justice Project.

[http://worldjusticeproject.org/sites/default/files/files/wjp\\_rule\\_of\\_law\\_index\\_2014\\_report.pdf](http://worldjusticeproject.org/sites/default/files/files/wjp_rule_of_law_index_2014_report.pdf)

World Justice Project (2015). *Rule of Law Index 2015*. Washington D.C.: World Justice Project.

[http://worldjusticeproject.org/sites/default/files/roli\\_2015\\_0.pdf](http://worldjusticeproject.org/sites/default/files/roli_2015_0.pdf)

Zupork Dome, M. (2015). *A window on policy priorities Evidence from the citizens of 34 African countries*. Afrobarometer Policy Paper No. 18.

[http://afrobarometer.org/sites/default/files/publications/Policy%20paper/ab\\_r6\\_policypaperno18.pdf](http://afrobarometer.org/sites/default/files/publications/Policy%20paper/ab_r6_policypaperno18.pdf)

## Key websites

<https://agidata.org/site/LinksIndicators.aspx>

<https://www.unodc.org/unodc/en/data-and-analysis/statistics/crime.html>

<http://worldjusticeproject.org/rule-of-law-index>

<http://www.hsrgroup.org/human-security-reports/human-security-report.aspx>

## Expert contributors

Shivit Bakrania, GSDRC

Alexander Butchart, WHO

Erwin van Veen, Clingendael Institute

Alan Whaites, OECD

## Suggested citation

Carter, B. (2015). *Facts about security and justice challenges* (GSDRC Helpdesk Research Report 1273). Birmingham, UK: GSDRC, University of Birmingham.

## Further information

See related reports:

Browne, E. (2015). *Drivers of irregular migration in North Africa* (GSDRC Helpdesk Research Report 1271). Birmingham, UK: GSDRC, University of Birmingham. <http://www.gsdrc.org/wp-content/uploads/2015/09/HDQ12711.pdf>

Browne, E. (2015). *State-citizen relations in North Africa since 2011* (GSDRC Helpdesk Research Report 1272). Birmingham, UK: GSDRC, University of Birmingham. <http://www.gsdrc.org/wp-content/uploads/2015/10/1272-State-citizen-relations-in-North-Africa-since-20111.pdf>

## About this report

This report is based on five days of desk-based research. It was prepared for the UK Government's Department for International Development, © DFID Crown Copyright 2015. This report is licensed under the Open Government Licence ([www.nationalarchives.gov.uk/doc/open-government-licence](http://www.nationalarchives.gov.uk/doc/open-government-licence)). The views expressed in this report are those of the author, and do not necessarily reflect the opinions of GSDRC, its partner agencies or DFID.

The GSDRC Research Helpdesk provides rapid syntheses of key literature and of expert thinking in response to specific questions on governance, social development, humanitarian and conflict issues. Its concise reports draw on a selection of the best recent literature available and on input from international experts. Each GSDRC Helpdesk Research Report is peer-reviewed by a member of the GSDRC team. Search over 400 reports at [www.gsdrc.org/go/research-helpdesk](http://www.gsdrc.org/go/research-helpdesk). Contact: [helpdesk@gsdrc.org](mailto:helpdesk@gsdrc.org).