

FIG.1 SHOWING FUEL COCK AND HANDLE ASSEMBLY WITH NO STOPS

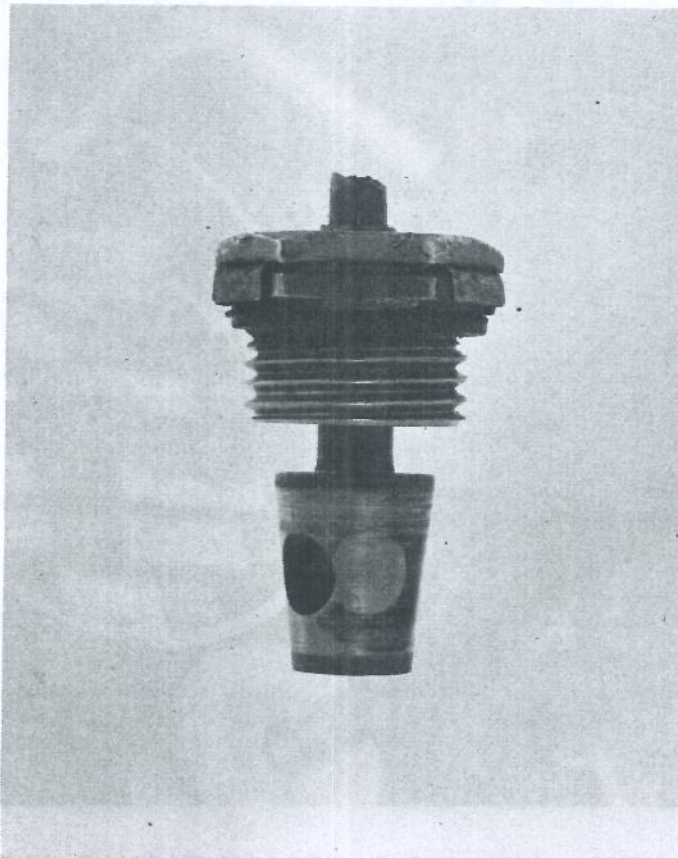


FIG.2 SHOWING WITNESS MARK ON PLUG OF FUEL COCK
CORRESPONDING WITH HANDLE IN "5 PAST 7" POSITION




FIG.3 FUEL COCK WITH HANDLE IN "5 PAST 7" POSITION (G-A E T G)




FIG.4 NORMAL AERONCA FUEL COCK HANDLE AND INDICATIONS