



Ministry  
of Justice

# **Criminal Legal Aid Review**

**Remuneration for pre-charge engagement**

**Equality Statement**





Ministry  
of Justice

## **Criminal Legal Aid Review**

Remuneration for pre-charge engagement

Equality Statement

# Contents

Introduction	3
Policy summary	4
Equalities Summary	6
Methodology to Determine Discrimination Potential	7
The Pool of Affected Individuals	8
Data Sources	10
Monitoring and Evaluation	11
The demographics of legal practitioners and legal aid clients	12
Overall summary of equality impacts	14
Eliminating unlawful discrimination, harassment and victimisation	15
Advancing equality of opportunity	17
Fostering good relations	18
Indirect discrimination: impact	19
Annex A: Practitioner and provider characteristics	20
Annex B: Client characteristics	30

**Criminal Legal Aid Review**  
Remuneration for pre-charge engagement  
Equality Statement

# Introduction

1. This Equality Statement addresses the equality impacts of our policy for the final element of the accelerated areas. This Equalities document sets out an analysis of the equalities impacts arising from the decision to introduce a new fee for work associated with engagement with prosecution authorities at the pre-charge stage.
2. Section 149 of the Equality Act 2010 requires Ministers and the Department, when exercising their functions, to have 'due regard' to the need to:
  - eliminate discrimination, harassment and victimisation and other conduct prohibited by the Act;
  - advance equality of opportunity between people who share a protected characteristic and those who do not; and,
  - foster good relations between people who share a protected characteristic and those who do not.
3. Paying 'due regard' needs to be considered against the nine 'protected characteristics' under the 2010 Act – namely race, sex, disability, sexual orientation, religion and belief, age, marriage and civil partnership, gender reassignment, pregnancy and maternity.

# Policy summary

## Pre-charge engagement

4. In 2018, the Attorney General's Office (AGO) published its review of the efficiency and effectiveness of disclosure in the criminal justice system. It found that early and meaningful engagement between the prosecution team and the defence is crucial to improve the disclosure process and that a lack of pre-charge discussion between investigators/prosecutors and those representing the suspect hamper early resolution of evidential issues, particularly where there is a large quantity of digital material.
5. The review recommended that the AG's Disclosure guidelines should include guidance on pre-charge engagement and that the Ministry of Justice (MoJ) should review how such work is remunerated. Remuneration for pre-charge engagement was one of the five areas we agreed to accelerate as part of the Criminal Legal Aid Review.
6. The AGO<sup>1 2</sup> have now published their revised disclosure guidelines which include pre-charge engagement guidance which can be found summarised in paragraph 13 of the consultation document.
7. As a result of the changes recommended by the AG, we will introduce a new unit of contracted work for pre-charge engagement to be paid at an hourly rate at the current Police Station advice and assistance hourly rates. The fee will be paid in addition to the police station fee. The full policy rationale can be found in the response to consultation document which is published alongside this equalities statement.
8. Pre-charge engagement refers to voluntary engagement between the parties to an investigation after the first PACE interview, and before any suspect has been formally charged. Pre-charge engagement is a voluntary process and it may be terminated at any time. It does not refer to engagement between the parties to an investigation by way of further PACE interviews.
9. We will introduce a new unit of work for advice and assistance associated with pre-charge engagement. This work will be remunerated where it is agreed between the relevant parties (prosecutors, investigators, suspects and suspect's legal representatives) that it may assist the investigation and a full written record of the

---

<sup>1</sup> AGO disclosure guidelines – <https://www.gov.uk/government/publications/review-of-the-efficiency-and-effectiveness-of-disclosure-in-the-criminal-justice-system>

<sup>2</sup> <https://www.gov.uk/government/publications/consultation-on-revisions-to-the-attorney-generals-guidelines-on-disclosure-and-the-cpia-code-of-practice>

**Criminal Legal Aid Review**  
Remuneration for pre-charge engagement  
Equality Statement

discussions is made. It can be initiated by either party and may include, but is not limited to, the examples given in paragraph 16 of the consultation document.

10. This work will be paid at an hourly rate at the current Police Station Advice and Assistance rates (£51.28 in London, £47.45 outside London) subject to an upper limit of £273.75 which may be extended on application to the LAA. As this work will always involve engaging with the police and/or prosecution, we consider these to be the most comparable existing rates to remunerate this work.
11. Similar to other pre-charge work, advice and assistance associated with pre-charge engagement will not be means tested, but a sufficient benefits test must be satisfied.
12. Providers will not be required to apply separately for this fee, instead they will self-grant and record on file similar to other pre-charge work. However, the provider will be required to retain on file evidence that all relevant parties have agreed to take part in the pre-engagement process.

# Equalities Summary

13. In our equalities statement prepared for the Criminal Legal Aid Review: An accelerated package of measures amending the criminal legal aid fee schemes, published in August 2020, we found when taken as an overall package, that the range of proposals we had suggested would have benefit for litigators and advocates across criminal legal aid by ensuring that we pay more fairly for work done.
14. This consultation only addressed pre-charge engagement and will therefore only address the potential impacts of this area. The other impacts have already been considered in the aforementioned consultation which can be found here.<sup>3</sup>
15. The new remuneration arrangements will introduce a new fee for work associated with engagement with prosecution authorities at the pre-charge stage which will be designed and delivered against the statutory obligations under the Equality Act 2010.
16. The new fee for pre-charge engagement will not be directly or indirectly discriminatory within the meaning of the Equality Act 2010 Act.
17. There is no direct discrimination as we are not treating people differently on the basis of their protected characteristics. Additionally, there is no indirect discrimination because we do not believe that any people with protected characteristics are put at a particular disadvantage as a result of this policy.

---

<sup>3</sup> Criminal Legal Aid Accelerated Area Equalities Statement - <https://consult.justice.gov.uk/criminal-legal-aid/criminal-legal-aid-review/results/clar-consultation-equality-statement.pdf>



# Methodology to Determine Discrimination Potential

18. Adhering to guidance published by the Equality and Human Rights Commission (EHRC), our approach to assessing the potential for particular disadvantage resulting from the proposals has been to identify the individuals whom the proposals would impact (the 'pool'), and then draw comparisons between the potential impacts of the proposals on those who share particular protected characteristics, with those who do not share those characteristics.
19. Guidance from the Equality and Human Rights Commission (EHRC) states that the pool to be considered at risk of potential indirect discrimination should be defined as those people who may be affected by the policy (adversely or otherwise) and that this pool should not be defined too widely.

## The Pool of Affected Individuals

Our proposals applied to police station funding and the primary pool of individuals affected will be legal practitioners who deliver criminal legal aid services. In this statement, we also refer to legal aid ‘providers’. This refers to the firms who hold legal aid contracts.

20. Our policy does not negatively impact clients. Additionally, as the work is not means tested, there will be no requirement of a contribution from the client. We believe this policy has other benefits for clients such as:

- Suspects who maintain their innocence will be aided by early identification of lines of inquiry which may lead to evidence or material that points away from the suspect or points towards another suspect.
- Pre-charge engagement can help inform a prosecutor’s charging decision. It might avoid a case being charged that would otherwise be stopped later in proceedings, when further information becomes available.

21. A more exhaustive list can be found in paragraph 16 of the consultation document.

22. Table 1<sup>4</sup> below shows information about Legal aid clients by crime lower work area, for the financial year 2019–20.

23. Using existing evidence, we have considered the impact of these changes against the statutory obligations under the Equality Act 2010 detailed above to help us assess the impact of our proposals on the following protected characteristics: race, sex, disability, sexual orientation, religion, belief, age, marriage and civil partnership, gender reassignment, pregnancy and maternity.

24. We have looked at the characteristics of people benefitting from these policy changes using a range of existing sources such as analytical studies, government data and literature reviews.

---

<sup>4</sup> Legal Aid Agency figures available at: <https://www.gov.uk/government/statistics/legal-aid-statistics-july-to-september-2020> (Table found at Legal aid statistics England and Wales tables July to September, Table 11.2, Row 34)

**Criminal Legal Aid Review**  
Remuneration for pre-charge engagement  
Equality Statement

**Table 1: Legal aid client diversity volumes broken down by crime lower work area, financial year total 2019–20**

			<b>Magistrates Court Representation</b>	<b>Police Station Advice</b>	<b>Prison Law</b>	<b>Advice &amp; Assistance on Appeals</b>	<b>Civil Work Associated with Crime</b>
<b>Crime Lower</b>							
<b>Sex</b>	<b>Total</b>		<b>192,146</b>	<b>539,690</b>	<b>19,402</b>	<b>1,039</b>	<b>112</b>
	Female		30,619	82,529	691	69	7
	Male		157,684	450,039	18,538	953	105
	Unknown		3,843	7,122	173	17	0
<b>Ethnicity</b>	<b>Total</b>		<b>192,146</b>	<b>539,690</b>	<b>19,402</b>	<b>1,039</b>	<b>112</b>
	BAME		26,844	95,384	4,404	234	19
	<i>Asian/Asian British</i>		6,721	29,176	720	57	0
	<i>Black/African/ Caribbean/Black British</i>		9,030	30,911	1,651	89	13
	<i>Mixed/multiple ethnic groups</i>		3,324	9,828	756	11	0
	<i>Other ethnic group</i>		7,769	25,469	1,277	77	6
	White		116,590	300,927	9,176	352	59
	Unknown		48,712	143,379	5,822	453	34
<b>Disability</b>	<b>Total</b>		<b>192,146</b>	<b>539,690</b>	<b>19,402</b>	<b>1,039</b>	<b>112</b>
	Yes		26,428	45,223	3,236	142	26
	No		104,643	324,017	9,321	346	34
	Unknown		61,075	170,450	6,845	551	52

Date of birth and thus client age band is not available for much of crime lower work including police station advice and age is therefore not shown

## Data Sources

25. We have identified the following as the most relevant data sources for assessing equality impacts:

For practitioners:

- the Law Society data on all solicitors, 2019<sup>5</sup>
- the Chartered Institute of Legal Executives data on all legal executives, 2015<sup>6</sup>
- Summary Information on Publicly Funded Criminal Legal Services, (the “Data Compendium”), including solicitors covering the period 2014–15 to 2018–19, published by MoJ in February 2021<sup>7</sup>
- Legal Aid Agency (LAA) survey data on providers with legal aid contracts, 2015<sup>8</sup>

For clients:

- LAA data on clients collected through provider billing information, 2019–20<sup>9</sup>

26. On the basis of the available data, we have used sources that show:

- the ethnicity, sex, disability status of clients
- the ethnicity and sex of solicitors and legal executives
- the ethnicity, sex and age of the legal aid providers

27. While the LAA survey of providers did ask for information on disability, religion and sexual orientation, the number of respondents that disclosed this information was too low to make robust conclusions. We currently do not have sufficiently reliable practitioner data on disability, and we do not have sufficiently reliable practitioner, provider or client data on sexual orientation, religion or belief, pregnancy and maternity, marriage and civil partnership or gender reassignment. We are working with the Law Society to improve our equality data, which will inform our equality work going forward.

28. Where relevant, we have used the following source to compare the demographics of clients and practitioners with the general population:

- Census data 2011
- Annual Population Survey 2020

---

<sup>5</sup> Law Society statistics available at: <https://www.lawsociety.org.uk/support-services/research-trends/annual-statistics-report-2019/>

<sup>6</sup> Chartered Institute of legal Executives available at: [https://www.cilex.org.uk/about\\_cilex/who\\_we\\_are/equality\\_and\\_diversity/diversity-statistics/cilex-membership-diversity](https://www.cilex.org.uk/about_cilex/who_we_are/equality_and_diversity/diversity-statistics/cilex-membership-diversity)

<sup>7</sup> [https://assets.publishing.service.gov.uk/government/uploads/system/uploads/attachment\\_data/file/960290/data-compendium.pdf](https://assets.publishing.service.gov.uk/government/uploads/system/uploads/attachment_data/file/960290/data-compendium.pdf)

<sup>8</sup> MoJ, Legal Aid Statistics in England and Wales: January to March 2015, available at: <https://www.gov.uk/government/statistics/legal-aid-statistics-january-to-march-2015>

<sup>9</sup> <https://www.gov.uk/government/statistics/legal-aid-statistics-july-to-september-2020>

# Monitoring and Evaluation

29. During the consultation period, we engaged with practitioners and sought their views on any equalities impacts.
30. Going forward, we will continue to monitor the equality impacts of this policy. We will continue to pay 'due regard' to the Public Sector Equality Duty as the proposals are implemented and will consider the most effective ways of monitoring their equality impact

# The demographics of legal practitioners and legal aid clients

## 31. Legal Practitioners:

- Data from The Law Society in Table 2 shows that the proportion of male and female solicitors is approximately in line with the general population.
- In relation to ethnicity, it is difficult to draw conclusions from the data because of the high proportion (19%) who are 'unknown'.
- The proportion of legal executives that are female (74%) is larger than the proportion of other types of lawyer who are female, and the general population (51%).
- The proportion of legal executives who identify as BAME is broadly in line with the general population.

**Table 2: Demographics for the whole legal profession, 2019–20<sup>10 11 12</sup>**

	Sex			Ethnicity		
	Male	Female	Unknown	White	BAME	Unknown
Solicitors	48%	52%	0%	68%	14%	18%
Legal executives*	26%	74%	0%	86%	12%	1%
Annual Population Survey (2020)	49%	51%	0%	84%	16%	0%

\*Data on legal executives relates to January 2015.

## 32. Legal Aid Providers:

- While the demographics above relate to the legal practitioner market as a whole, we can also look more specifically at the demographics of legal aid practitioners within the publicly funded legal aid market.
- In January and February 2015, the LAA carried out an online survey to learn more about the providers doing legal aid work. The survey was sent to all 2,262 legal aid providers (across the entire legal aid market) to complete between 19 January and 27 February 2015. The response rate of the survey was 28%. 644 providers completed it. The survey asks about the protected characteristics of those who

<sup>10</sup> Law Society statistics available at: <https://www.lawsociety.org.uk/support-services/research-trends/annual-statistics-report-2019/>

<sup>11</sup> Chartered Institute of legal Executives available at: [https://www.cilex.org.uk/about\\_cilex/who\\_we\\_are/equality\\_and\\_diversity/diversity-statistics/cilex-membership-diversity](https://www.cilex.org.uk/about_cilex/who_we_are/equality_and_diversity/diversity-statistics/cilex-membership-diversity)

<sup>12</sup> Based on population between 16–64, so working age population. ONS Annual population survey data available at: <http://www.nomisweb.co.uk/query/select/>

**Criminal Legal Aid Review**  
Remuneration for pre-charge engagement  
Equality Statement

have ownership or managerial control of the firm (2,057 people), not all of the legal practitioners working at the organisations who responded (13,578).

- The information gathered through this survey indicated that in positions of managerial control, there was an overrepresentation of males when compared to the general population, as well as an overrepresentation of the age group 40–59.
- However, the limited response rate, the fact that the data asks only for the manager or head of the firm, and that the data spans the entire legal aid market significantly limits our ability to draw meaningful conclusions. The provider responses should be used only as an indication of the demographics of practitioners in the publicly funded legal aid market.

## **Overall summary of equality impacts**

33. When considering the changes being made to pre-charge engagement, it is our view that these changes will benefit legal aid practitioners by better paying fairly for work done.
34. By the very nature of this policy, legal aid practitioners will benefit from the delivery of these measures.
35. With the information available it is not possible to conclude how far there may be uneven impacts of these proposals. However, we do not believe that any uneven impacts will put any people with a particular protected characteristic at a disadvantage. This is because the proportionate increase in annual spend that they will receive does not represent any decrease to another group of practitioners. Therefore, we do not believe that these uneven impacts amount to indirect discrimination.



# Eliminating unlawful discrimination, harassment and victimisation

## Direct discrimination

36. Our assessment is that the policy is not directly discriminatory within the meaning of the Equality Act. The fee increases will be applied irrespective of someone's protected characteristics.

## Indirect discrimination

37. Our initial assessment is that these proposals are not indirectly discriminatory within the meaning of the Equality Act.

38. The key principal underpinning this policy proposal is to pay fairly for work done. The proposals for pre-charge engagement will impact legal aid practitioners. We know that for legal aid practitioners there is an almost even split in gender across this profession. However, in terms of ethnicity, recent data shows that 68% of solicitors identify as white, 14% identify as BAME and 18% fall into the category of unknown. It is still difficult to draw conclusions from the data on ethnicity because of the high proportion (18%) who are 'unknown'.

39. We know 2015 data shows that 74% of legal executives are women and 26% are men. This number is not in line with the general population make up. However, we do not consider that the impact of these proposals will result in any particular disadvantage to any groups of legal aid practitioners who share protected characteristics. This is because the proportionate increase in annual spend does not represent any decrease in funding to any other group of practitioners.

40. Respondents to the consultation felt that vulnerable groups, those with mental health disorders and individuals who required the use of interpreters would be affected by these proposals if they are not supported by appropriate adults or interpreters and solicitors with enough time to take instructions and communicate on their behalf. The Government agrees that for some cases, pre-charge engagement will take longer than others because of the needs of individuals who might require interpreters or, for example, appropriate adults. While there is an upper limit on pre-charge engagement that can be self-granted, claimants will also be able to apply for an increase to this limit via the LAA where appropriate. Therefore, we do not think this policy would therefore put those people at a particular disadvantage, so there is no indirect discrimination.

41. One respondent suggested there was a risk that in some areas, agreement for pre-charge may not be provided in respect of certain subjects, and certain offences. The AG Guidelines place an obligation on the police and prosecutors that they must provide agreement to PCE where it is appropriate to do so, irrespective of any person's protected characteristic. Therefore, we do not consider that MoJ's application of the policy in respect of remuneration for PCE would result in indirect discrimination.
42. Other respondents raised the concern that there will be less incentive to undertake pre-charge engagement under legal aid, given the need to get agreement, than a client who pays privately and would not require agreement to begin pre-charge engagement. The government understands the concern raised by consultees however, the disclosure guidelines require at least informal agreement in all cases, whether publicly or privately funded. We believe that we need to see a record of informal agreement for pre-charge engagement to ensure that it is only undertaken where it is appropriate.
43. In summary, we believe there might be some uneven impacts of these policy proposals however as we do not consider any group of practitioners or clients with a particular protected characteristic is put at a particular disadvantage, we consider there is no indirect discrimination. However, if there is any indirect discrimination, we consider it would be justified as a proportionate means of meeting the legitimate aim of paying more fairly for work done.

## **Harassment and victimisation**

44. We do not consider there to be a risk of harassment or victimisation as a result of this policy.

## **Advancing equality of opportunity**

45. Consideration has been given to how this policy will impact on the duty to advance equality of opportunity by meeting the needs of practitioners who share a particular characteristic where those needs are different from the needs of those who do not share that particular characteristic.

46. We do not believe that the policy will advance equality of opportunity.

## **Fostering good relations**

47. Consideration has been given to how this policy might impact on the duty to foster good relations between people with different protected characteristics. We do not consider that there is anything within the policy that will have a negative impact regarding this objective.

## **Indirect discrimination: impact**

48. This policy will create positive financial impact for providers for all legal aid providers that work on pre-charge engagement. It should be noted that we have not been able to analyse impact by litigator type because we only hold data on the firms that carry out cases –rather than individual litigators.
49. We estimate that this new policy will add approximately £0.3m to £1.8m annually to the legal aid fund. Additionally, we do not believe these changes will result in a reduction in funding to other groups who undertake criminal legal aid work.
50. We do not believe these uneven impacts will cause indirect discrimination.

## **Annex A: Practitioner and provider characteristics**

The Law Society and Chartered Institute of Legal Executives publish data on the sex of their membership, which we have reviewed. However this does not specifically cover legal aid lawyers. Therefore, we have also used the most recent data from the Legal Aid Agency's provider survey in 2015 and the MoJ Data Compendium for solicitors working for Criminal Legal Aid solicitor firms, which covers the period 2014–15 to 2018–19.

For the purpose of this consultation, we are paying particular attention to solicitors and legal executives. Please note that the data timeframes covered in all the subsequent sections are not on a consistent basis owing to data availability.

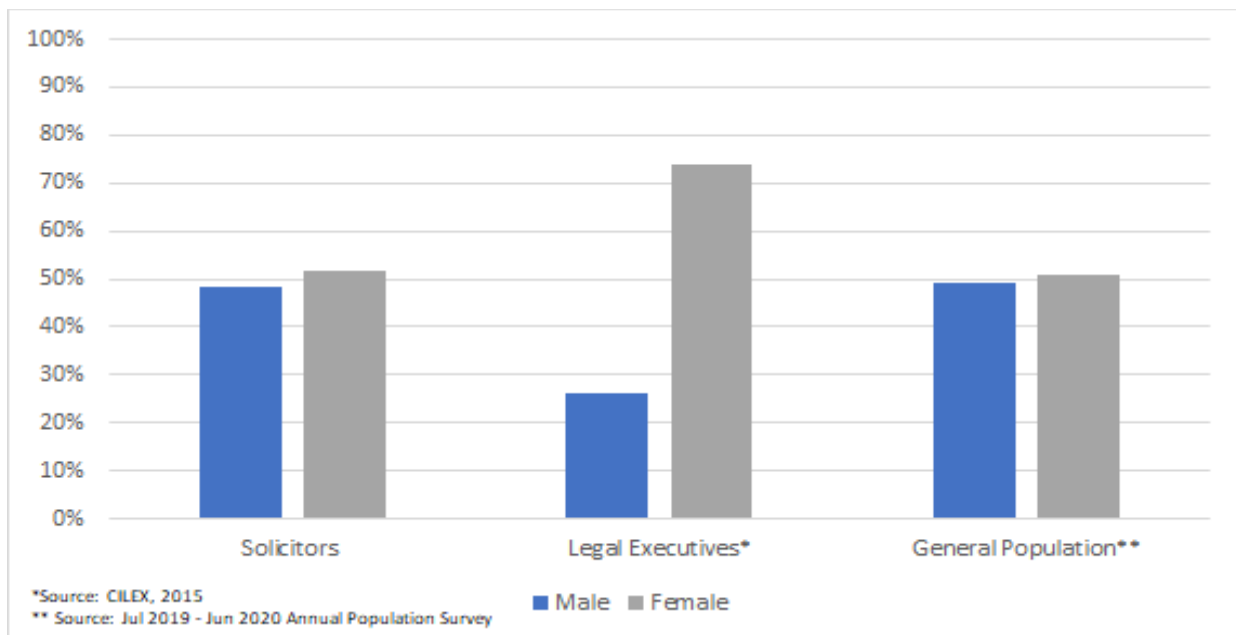
## Law Society and Chartered Institute of Legal Executives data

In this section, the data on solicitors covers all solicitors on the Law Society Roll.<sup>13</sup>

### Sex

Legal executives are more likely to be female than male. The breakdown of solicitors by sex is generally in line with the general population (Figure 1)

**Figure 1: Proportion of lawyers by sex compared to the general population, 2019**

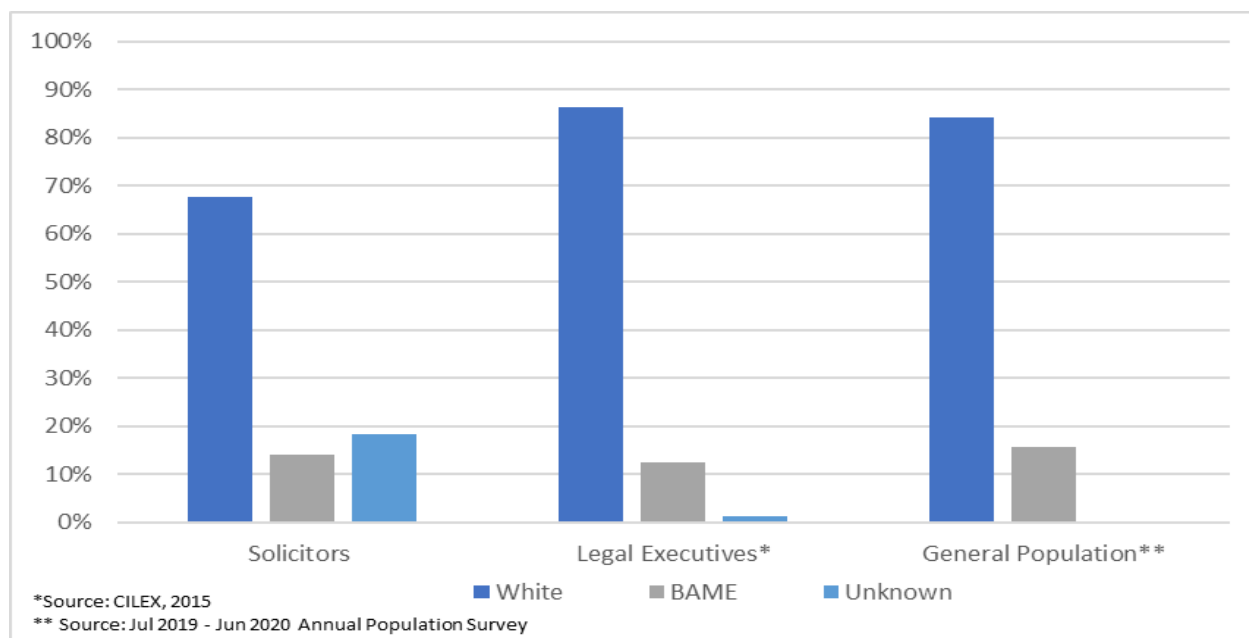


### Ethnicity

It is difficult to draw firm conclusions from this data, because of the high proportion of people who did not disclose their ethnicity, but the statistics we do have indicate that the ethnic demographic of lawyers could be broadly similar to that of the general population.

<sup>13</sup> For further detail, please see the Law Society statistics available at:  
<https://www.lawsociety.org.uk/support-services/research-trends/annual-statistics-report-2019/>

**Figure 2: Proportion of lawyers by broad ethnic group, compared to the general population, 2019**



## MoJ Data Compendium data

In February 2021, the MoJ published a Data Compendium comprising of key descriptive information on publicly funded criminal legal aid services, including solicitors and their personal characteristics.<sup>14</sup> The most relevant tables (Figures 3–5<sup>15</sup> below) covering age, gender and ethnicity of solicitors are presented below.

It is worth noting that the information on solicitors included in the Data Compendium covers only those solicitors who worked for firms that were identified (through the matching of legal aid billing data and Law Society data<sup>16</sup>) as receiving criminal legal aid payments (referred to as Criminal Legal Aid firms or CLA firms) in the year the solicitor reported as working for them. Furthermore, the matched solicitors in England and Wales who reported working for Criminal Legal Aid firms were considered regardless of whether they worked on the cases that received criminal legal aid funding, as the data did not allow for this distinction.

<sup>14</sup> For more detail, please see Chapter 2 of the Data Compendium: [https://assets.publishing.service.gov.uk/government/uploads/system/uploads/attachment\\_data/file/960290/data-compendium.pdf](https://assets.publishing.service.gov.uk/government/uploads/system/uploads/attachment_data/file/960290/data-compendium.pdf). The information on solicitors covers the period 2014-15 to 2018-19.

<sup>15</sup> All counts have been rounded to the nearest 10. Counts below 10 and percentages based on counts below 10 have been suppressed and are shown as ‘~’.

<sup>16</sup> Please see the Data Compendium for further information on the data matching.



## Gender

The proportion of female solicitors working for Criminal Legal Aid firms increased steadily from 47% in 2014–15 to 51% in 2018–19 and is in line with the 2019–20 general population figures.

**Figure 3: Solicitors working for Criminal Legal Aid firms by gender**

	2014–15	2015–16	2016–17	2017–18	2018–19
Number of solicitors	14,790	12,710	12,530	13,140	11,760
Female	47%	48%	49%	49%	51%
Male	52%	51%	50%	50%	49%
Unknown	1%	0%	1%	1%	1%
All	100%	100%	100%	100%	100%

## Age

The proportion of solicitors under the age of 35 has fallen over the period, whilst other age groups have slightly increased.

**Figure 4: Solicitors working for Criminal Legal Aid firms by age**

	2014–15	2015–16	2016–17	2017–18	2018–19
Number of solicitors	14,790	12,710	12,530	13,140	11,760
Under 25	~	~	~	~	~
25–34	25%	22%	22%	22%	20%
35–44	29%	30%	29%	29%	30%
45–54	24%	25%	25%	25%	25%
55–64	16%	17%	17%	16%	17%
65+	~	~	~	~	~
All	100%	100%	100%	100%	100%

## Ethnicity

The proportion of BAME solicitors in Criminal Legal Aid firms increased over time. In 2018–19, BAME solicitors made up 22% of those with known ethnicity in CLA firms. This compares to 17.5% across all Practising Certificate holders, according to the LS 2019 Statistical report.<sup>17</sup> According to the 2011 Census, 14% of population in England and Wales was BAME.

**Figure 5: Solicitors working for CLA firms by ethnicity**

	2014–15	2015–16	2016–17	2017–18	2018–19
Number of solicitors	14,790	12,710	12,530	13,140	11,760
African-Caribbean	1%	1%	1%	1%	1%
Asian	10%	11%	12%	11%	12%
Chinese	0%	0%	0%	1%	0%
African	2%	2%	2%	2%	2%
Other ethnic origin	2%	2%	2%	2%	2%
White European	74%	73%	70%	68%	67%
Unknown	10%	10%	12%	15%	15%
All	100%	100%	100%	100%	100%
BAME solicitors as a percentage of all solicitors working for CLA firms	16%	17%	18%	17%	18%
BAME solicitors as a percentage of all solicitors working for CLA firms with known ethnicity	18%	19%	20%	20%	22%

<sup>17</sup> <https://www.lawsociety.org.uk/topics/research/annual-statistics-report-2019>

## Provider data

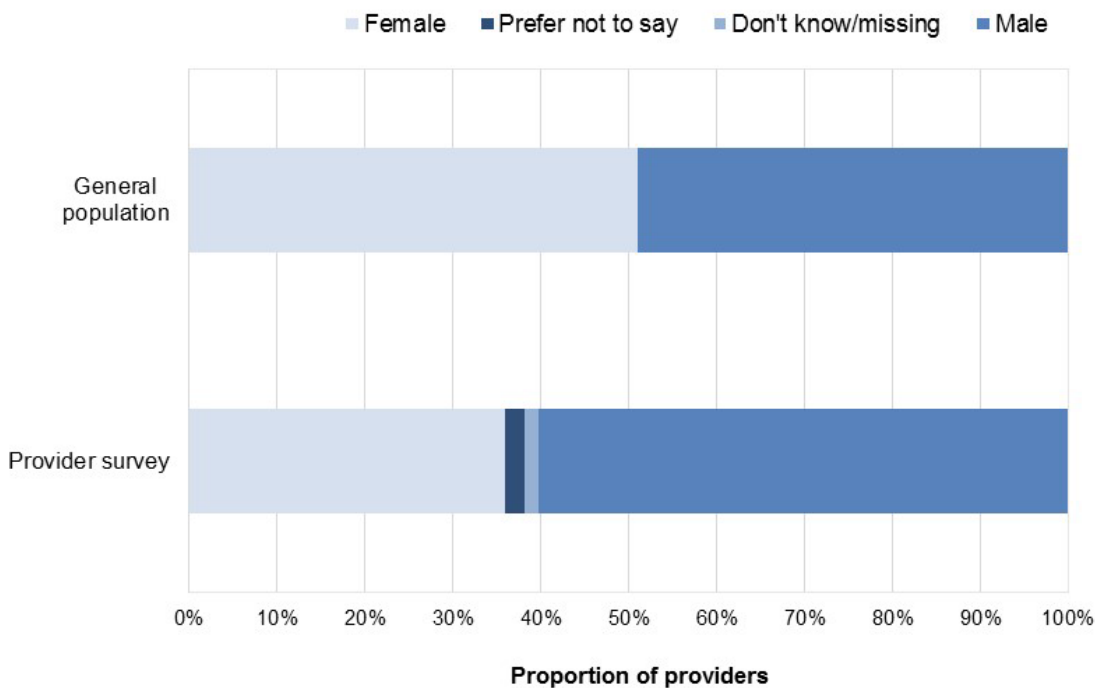
In January and February 2015, the LAA carried out an online survey to learn more about the providers doing legal aid work. The survey was sent to all 2,262 legal aid providers to complete between 19 January and 27 February 2015. The survey had a response rate of 28%; 644 providers completed the survey. This low response rate should be taken into account when interpreting all results.

The survey asks about the protected characteristics of those who have ownership or managerial control of the firm (2,057 people), not the total headcount of the firms who responded (13,578). Here, the results for this group are presented alongside figures for the general population of England and Wales from the 2011 census for comparison.

### Sex

60% of respondents were male, compared to 49% among the general population (Figure 6). This may partly reflect the fact that employment rates are higher for men than women, especially over the age of 22.

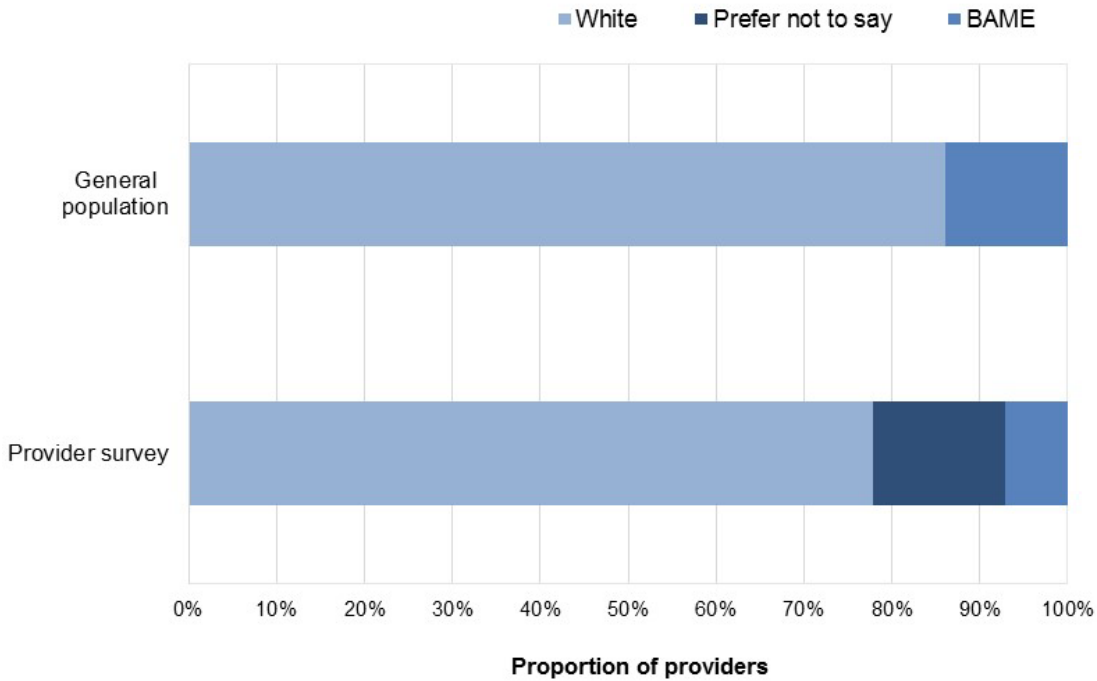
**Figure 6: Proportion of responding providers by sex, compared to the general population, 2015**



### Ethnicity

The proportion of respondents who reported being of BAME backgrounds is broadly similar to the general population, at 15%, but 7% of respondents preferred not to answer this question (Figure 7).

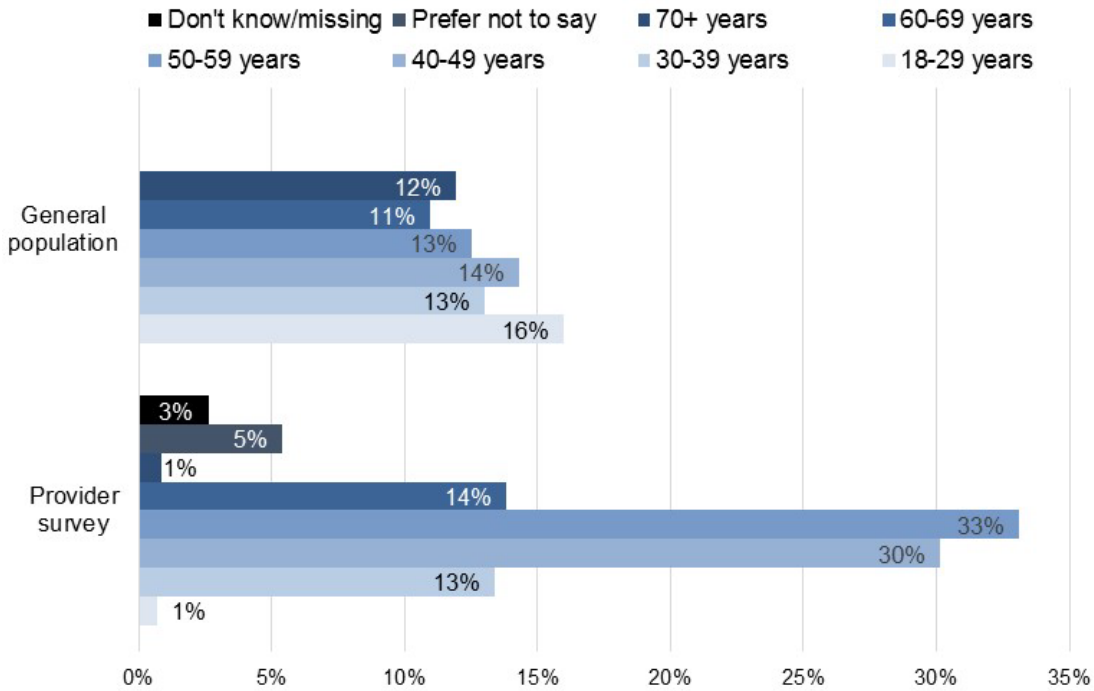
**Figure 7: Proportion of responding providers by broad ethnic group, compared to the general population, 2015**



## Age

The majority of respondents to the survey were aged between 40 and 59 (63%), this is much higher than the general population where around a quarter of adults are in this age group (**Figure 8**).

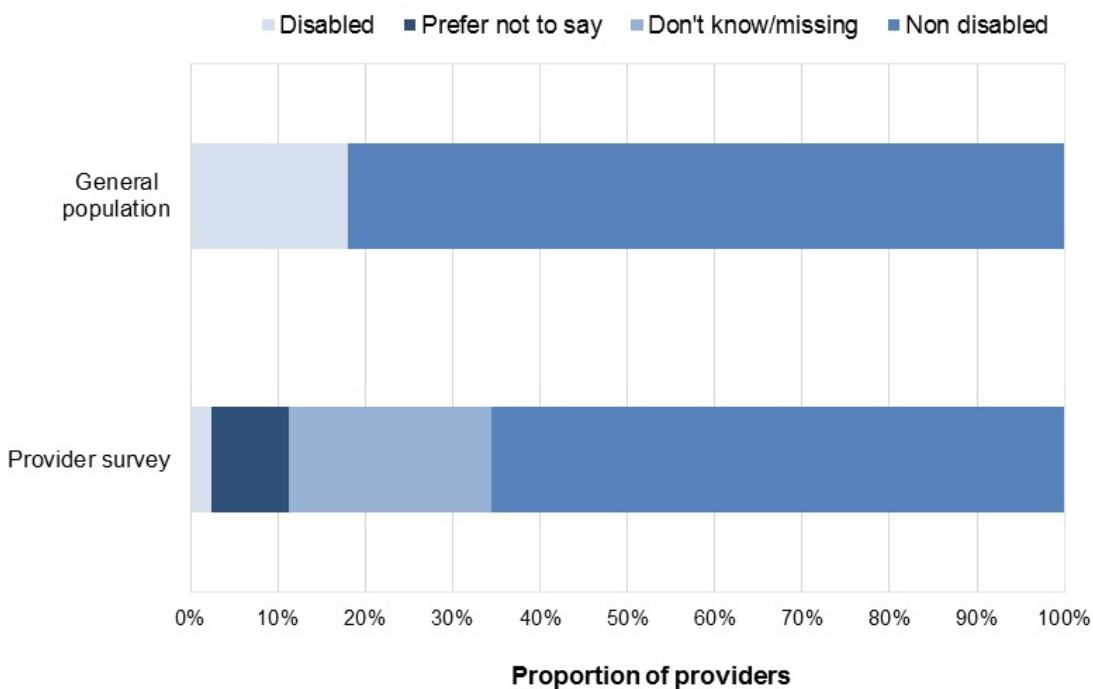
**Figure 8: Proportion of responding providers by age group, compared to the general population, 2015**



## Disability

A large proportion (32%) of respondents did not declare their disability status (either prefer not to say or don't know/missing), so it is difficult to draw meaningful conclusions. Only 2% of respondents considered themselves to have a disability. This compares to 18% of the general population of England and Wales who stated they had a disability in the 2011 census. The labour market statistics show that disabled people are far less likely to be in employment than non-disabled people (**Figure 9**).

**Figure 9: Proportion of responding providers by disability status, compared to the general population, 2015**



## Religion

As Figure 10 shows, a large proportion (43%) of respondents did not declare their religion (either prefer not to say or don't know/missing), which limits any interpretation of the result. However, the two largest groups in the sample were Christian (30%) and not religious (18%), these are also the two largest groups in the general population (**Figure 10**).

**Figure 10: Proportion of responding providers by religion, compared to the general population**

<b>Religion</b>	<b>Provider survey</b>	<b>General Population</b>
Christian	30%	59%
Not religious	18%	25%
Muslim	3%	5%
Jewish	2%	1%
Hindu	1%	2%
Sikh	1%	1%
Any other religious beliefs	1%	<1%
Buddhist	<1%	<1%
Prefer not to say	18%	7%
Don't know/missing	25%	0%

### **Sexual orientation**

Figure 11 shows that nearly a quarter of respondents did not declare their sexual orientation (either prefer not to say or don't know/missing), which limits any interpretation of the result. Figures on sexual orientation for the general population are not available from the census data, however, other studies have estimated that about 2.2% of the general population are gay, lesbian or bisexual this is similar to the result of the survey, where about 2% of respondents said they were gay, lesbian or bisexual (**Figure 11**).

**Figure 11: Proportion of responding providers by sexual orientation**

<b>Sexual orientation</b>	<b>Provider Survey</b>
Heterosexual/straight	73%
Gay man	1%
Gay woman/lesbian	<1%
Bisexual	<1%
Other	<1%
Prefer not to say	16%
Don't know/missing	8%

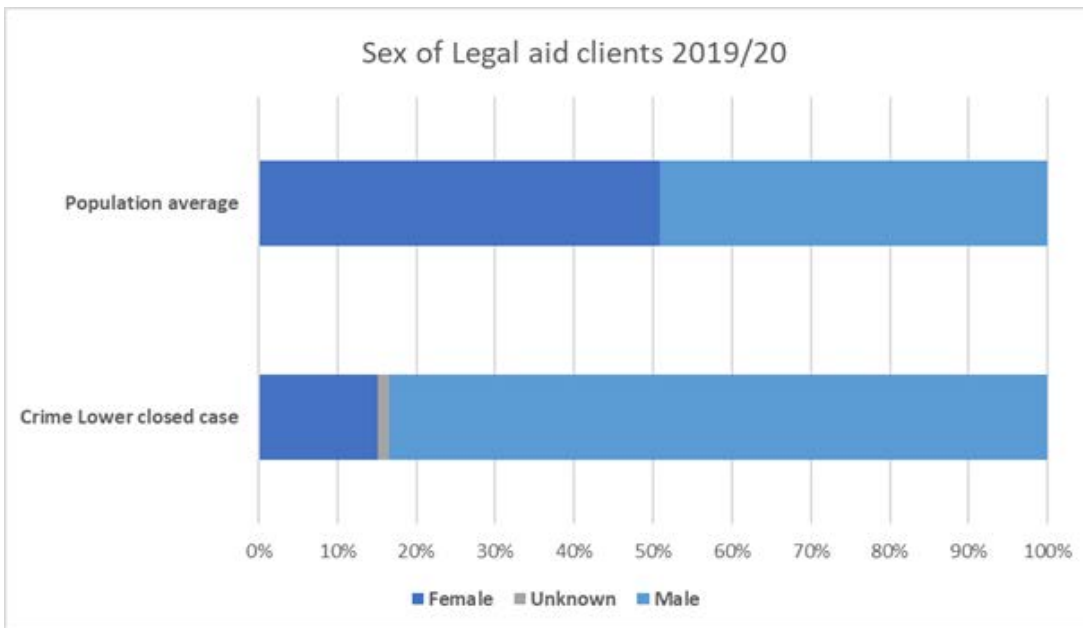
## Annex B: Client characteristics

These charts show the breakdown of crime lower legal aid client characteristics compared with the national breakdown from the latest population estimates from the Office for National Statistics (Census 2011 and Annual Population Survey 2020).

### Sex

The profile of criminal legal aid clients differs from the general male population (49%) with a much greater proportion of male clients (83%). This reflects the picture across the criminal justice system and has been consistent throughout all the years for which we have data.

**Figure 12: Sex of Legal aid client, by crime lower closed claims 2019/20<sup>18</sup>**



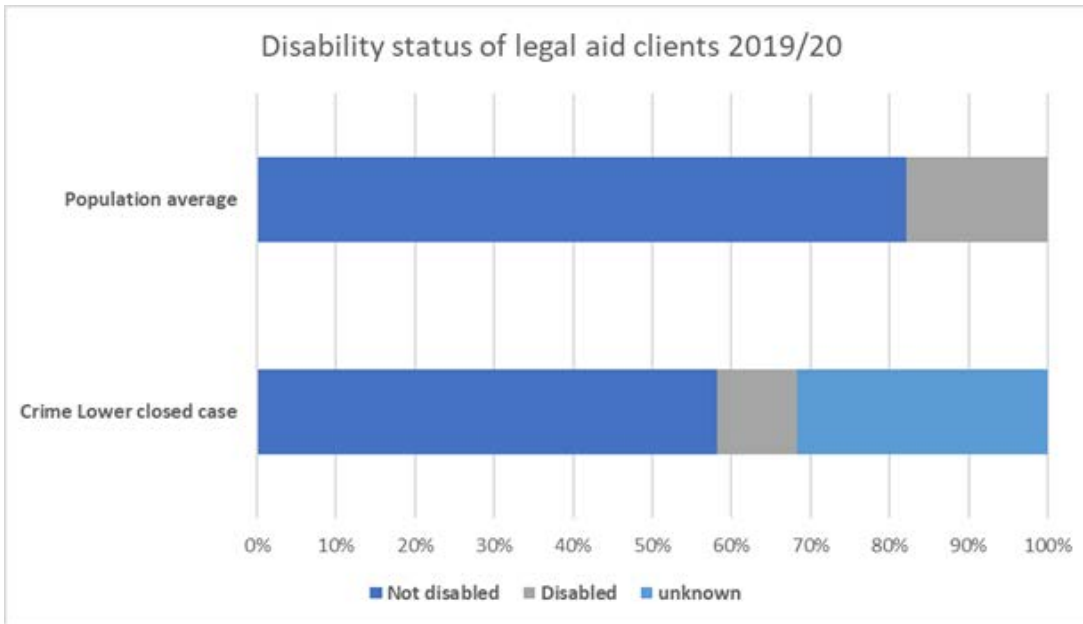
<sup>18</sup> The closed case/claims measure relates to work completed in the specified period, even where a portion of the work may have taken place over previous periods.



## Disability

Figure 13 shows the proportion of legal aid clients who consider themselves to have a disability.

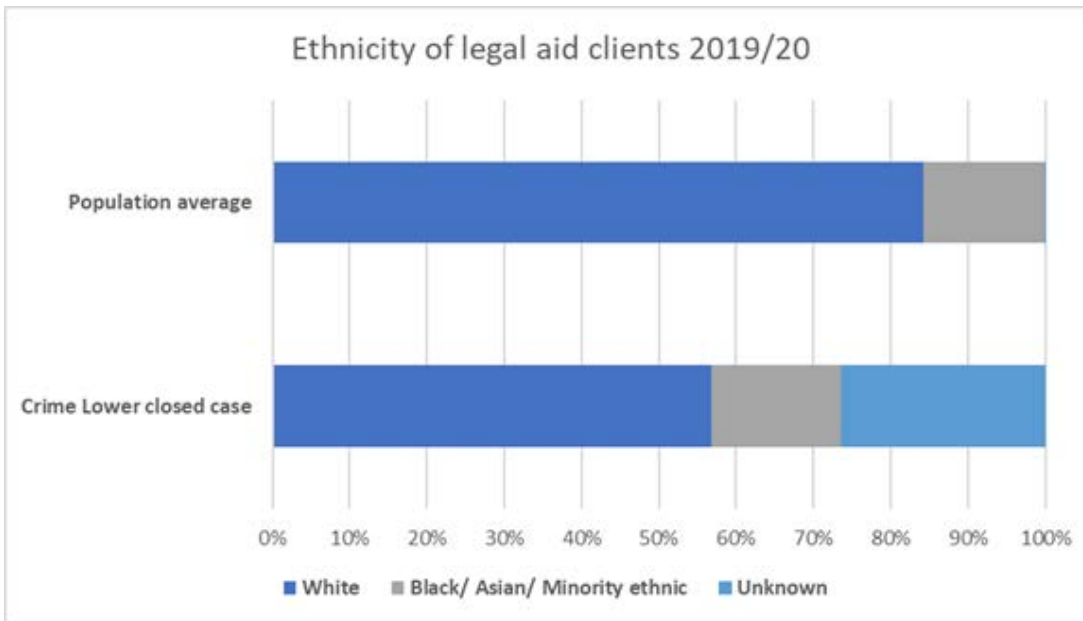
**Figure 13: Disability status of legal aid clients, by crime lower closed case 2019/20**



## Ethnicity

Figure 14 compares the proportion of legal aid clients who are from black and minority ethnic (BAME) origins with the general population. It is difficult to draw firm conclusions from this comparison because of the relatively high proportion for which ethnicity is unknown. The overall ethnic profile of legal aid clients in 2019–20 was similar to that in 2018–19.

**Figure 14: Ethnicity of legal aid clients by crime lower closed case 2019/20**





© Crown copyright 2021

This publication is licensed under the terms of the Open Government Licence v3.0 except where otherwise stated. To view this licence, visit [nationalarchives.gov.uk/doc/open-government-licence/version/3](https://nationalarchives.gov.uk/doc/open-government-licence/version/3)

Where we have identified any third party copyright information you will need to obtain permission from the copyright holders concerned.

Alternative format versions of this report are available on request from [criminallegalaidreview@justice.gov.uk](mailto:criminallegalaidreview@justice.gov.uk)