

Monthly Insolvency Statistics, February 2021

Released

16 March 2021

Next release

15 April 2021

Media enquiries

Steven Fifer

+44 (0)30 3003 1568

Statistical enquiries

Becca Wedge-Roberts (author)

statistics@insolvency.gov.uk

Kate Palmer (responsible statistician)

Contents

1. Things you need to know about this release	3
2. Main Messages for England and Wales	4
3. Company and Individual Insolvencies in England and Wales	5
<i>Company Insolvencies</i>	5
<i>Individual Insolvencies</i>	7
4. Company Insolvencies in Scotland.....	9
5. Company and Individual Insolvencies in Northern Ireland	10
<i>Company Insolvencies</i>	10
<i>Individual Insolvencies</i>	11
6. Data and Methodology	12
<i>Data Sources</i>	12
<i>Coverage</i>	12
<i>Methodology and data quality</i>	12
<i>Revisions</i>	13
7. Glossary.....	14

This statistical bulletin and supplementary tables (presented as both Microsoft Excel and Open Data Source files) can be found at:

<https://www.gov.uk/government/collections/monthly-insolvency-statistics>

1. Things you need to know about this release

This monthly series supplements the Insolvency Service's quarterly [company](#) and [individual](#) insolvency National Statistics to provide more up to date information, as the coronavirus (COVID 19) pandemic continues, on the numbers of companies and individuals who are unable to pay debts and enter a formal insolvency procedure.

These statistics present monthly numbers of individual and company insolvencies in England & Wales and Northern Ireland. For Scotland, only monthly company insolvency statistics are presented; monthly individual insolvency statistics for Scotland can be found on the [Accountant in Bankruptcy \(AIB\)](#) website.

All figures presented within this release are provisional and subject to review. Further detail can be found in the accompanying [Monthly Statistics Methodology and Quality](#) document. Historical data presented within this statistical release may not be consistent with the previously published quarterly company and individual insolvency National Statistics.

On 26 June 2020, the Corporate Insolvency and Governance Act 2020 came into force, introducing measures to relieve the burden on businesses during the coronavirus pandemic. These measures include a new moratorium to give companies breathing space from their creditors while they seek a rescue, and a new Companies Act procedure, known as a restructuring plan, that allows companies to restructure unmanageable debt. These statistics provide the number of companies that have obtained a moratorium or have had a restructuring plan following the introduction of these measures.

These statistics are designated as 'Experimental Statistics'

These statistics are marked 'experimental' since the methodology and content are reviewed regularly to ensure that they continue to meet user need at this time of economic uncertainty.

As defined in the [Code of Practice for Official Statistics](#), 'experimental statistics' are undergoing evaluation and are published to involve users and stakeholders in their development. The statistical production team welcomes feedback from users of these statistics. If you would like to provide feedback, then please email us at statistics@insolvency.gov.uk.

Interpretation of these statistics

Please note that some caution needs to be applied when interpreting these statistics. Notably:

- The emergence of the coronavirus pandemic may have affected the timeliness of insolvency registration. In particular, the lockdown applied by the UK government on 23 March 2020 resulted, in the short term, in insolvency practitioners, intermediaries, Companies House and courts not being able to process insolvencies in the usual manner.
- The underlying monthly data have not been seasonally adjusted and therefore comparisons are made with the same month in the previous year rather than with the previous month.
- Due to the volatility of the underlying data on registered individual voluntary arrangements (IVAs), three-month rolling averages have also been presented to smooth out the data. However, neither counts nor three-month rolling-averages are reliable enough to indicate short-term IVA trends.
- This statistical release presents the numbers of creditors' voluntary liquidations (CVLs), administrations, company voluntary arrangements (CVAs) and receivership appointments based on their registration date at Companies House, and therefore reflect company insolvency registrations rather than insolvency procedure start dates.

2. Main Messages for England and Wales

The number of registered company insolvencies in February 2021 was 686, 49% lower than the number registered in the same month in the previous year (1,348 in February 2020). This is the lowest monthly number in this time series (since January 2019).

For individual insolvencies, the number of bankruptcies in February 2021 was 898, while the number of Debt Relief Orders was 1,389. Both were 42% lower than in February 2020. There were, on average, 6,138 IVAs registered per month in the three-month period ending February 2021, 11% higher than for the three-month period ending February 2020, although this series is volatile (see the Data Sources and Methodology section for more information).

Overall numbers of company and individual insolvencies have remained low since the start of the first UK lockdown in March 2020, when compared with the same time period last year. This is likely to be partly driven by government measures put in place in response to the coronavirus (COVID 19) pandemic, including:

- Temporary restrictions on the use of statutory demands and certain winding-up petitions (leading to company compulsory liquidations).
- Enhanced government financial support for companies and individuals.

As the Insolvency Service does not record whether an insolvency is directly related to the coronavirus pandemic, it is not possible to state the direct effect of the pandemic on insolvency volumes.

3. Company and Individual Insolvencies in England and Wales

Company Insolvencies

This statistical release presents the numbers of creditors' voluntary liquidations (CVLs), administrations, company voluntary arrangements (CVAs) and receivership appointments based on their registration date at Companies House, and therefore reflect company insolvency registrations rather than insolvency procedure start dates. Compulsory liquidation data are sourced by the Insolvency Service and provide an accurate measure of the number of new cases in each month. Data for the latest month were extracted from a live system five working days after month end and therefore figures are provisional.

Overall, the numbers of registered company insolvencies have remained low since the start of the first UK lockdown in March 2020, when compared with the same time period last year.

In February 2021 there was a total of 686 registered company insolvencies, comprised of 591 CVLs, 33 compulsory liquidations, 56 administrations and 6 CVAs. There were no receivership appointments.

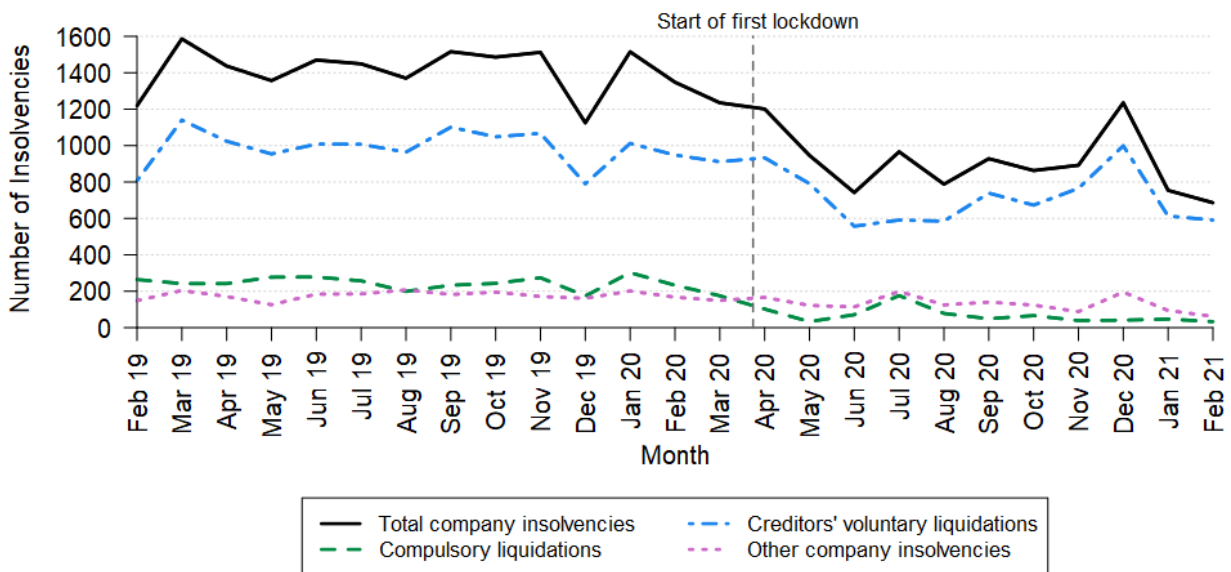
The overall number of registered company insolvencies in February 2021 was 49% lower than in the same month in the previous year. Since March 2020, the overall number of registered company insolvencies in each month has been lower than the corresponding month of the previous the year in 10 out of 11 months.

In February 2021, when compared with the number of company insolvencies registered in February 2020:

- Compulsory liquidations were 86% lower;
- CVLs were 38% lower;
- There were 68% fewer CVAs; and
- Administrations were 62% lower.

Figure 1: Overall, numbers of registered company insolvencies have remained low since the start of the first UK lockdown in March 2020

England and Wales, February 2019 to February 2021, Not seasonally adjusted^{P,1}



Sources: Insolvency Service (compulsory liquidations only); Companies House (all other insolvency types)

^P Figures are provisional (see Data Sources and Methodology section for more information).

¹ Chart shows historical trend covering the past 25 months. Monthly numbers back to January 2019 can be found in Table 1 of the accompanying tables.

Since the start of the first UK lockdown the overall numbers of company insolvencies have remained low compared to pre-pandemic levels. The overall reduction in company insolvencies is likely to be in part driven by the range of government support put in place to financially support companies in response to the coronavirus (COVID 19) pandemic¹.

Between 26 June 2020 and 28 February 2021, four companies obtained a moratorium and five companies had a restructuring plan sanctioned by the court. These two new procedures were created by the Corporate Insolvency and Governance Act 2020. The low number of cases of each of these new legislative tools since the Act came into force is likely to be as a result of the range of Government support provided to companies as mentioned above, including the range of temporary measures that apply until 30 June 2021².

Underlying monthly company insolvency data for England & Wales can be found in the [accompanying tables](#). Further breakdowns of company insolvencies by Standard Industrial Classification (SIC 2007) are also presented to three-digit level.

¹ Government support Financial support for businesses during coronavirus (COVID-19):
<https://www.gov.uk/government/collections/financial-support-for-businesses-during-coronavirus-covid-19>

² <https://www.gov.uk/government/news/further-support-for-commercial-and-residential-tenants>

Individual Insolvencies

In this statistical release the numbers of debt relief orders (DROs) and bankruptcies are presented separately to numbers of individual voluntary arrangements (IVAs), as IVA numbers have been calculated using different methodology. Further details are provided in the IVA results section below.

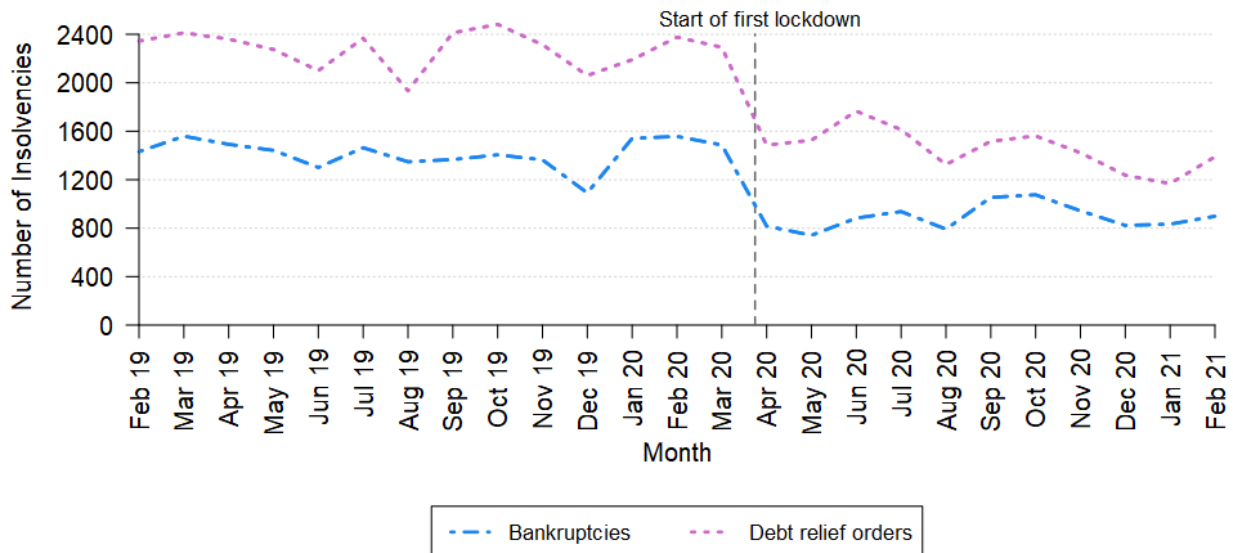
Data for the latest month were extracted from a live system five working days after month end and are subject to change. Therefore, figures are provisional.

Debt relief orders and bankruptcies

There were 1,389 DROs and 898 bankruptcies in February 2021 in England & Wales. The bankruptcies were made up of 813 debtor applications and 85 creditor petitions. The numbers of DROs and bankruptcies in February 2021 were both 42% lower than in February 2020. Debtor applications were 40% lower and creditor petitions were 59% lower.

Figure 2: Overall, numbers of individual insolvencies have remained low since the start of the first UK lockdown in March 2020

England and Wales, February 2019 to February 2021, Not seasonally adjusted^{P,1}



Source: Insolvency Service

^P Figures are provisional (see Data Sources and Methodology section for more information).

¹ Chart shows historical trend covering the past 25 months. Monthly numbers back to January 2019 can be found in Table 3 of the accompanying tables.

The lower numbers of DROs and debtor applications correspond with a reduction in applications for these services, which coincided with the provision of enhanced government financial support for individuals and businesses since the emergence of the coronavirus pandemic.

Underlying monthly data on DROs and bankruptcies in England & Wales can be found in the [accompanying tables](#), including bankruptcies by employment status. Bankruptcies amongst the self-employed are also presented to the two-digit Standard Industrial Classification (SIC 2007). Due to the small numbers reported it is not feasible to present this information to a three-digit level.

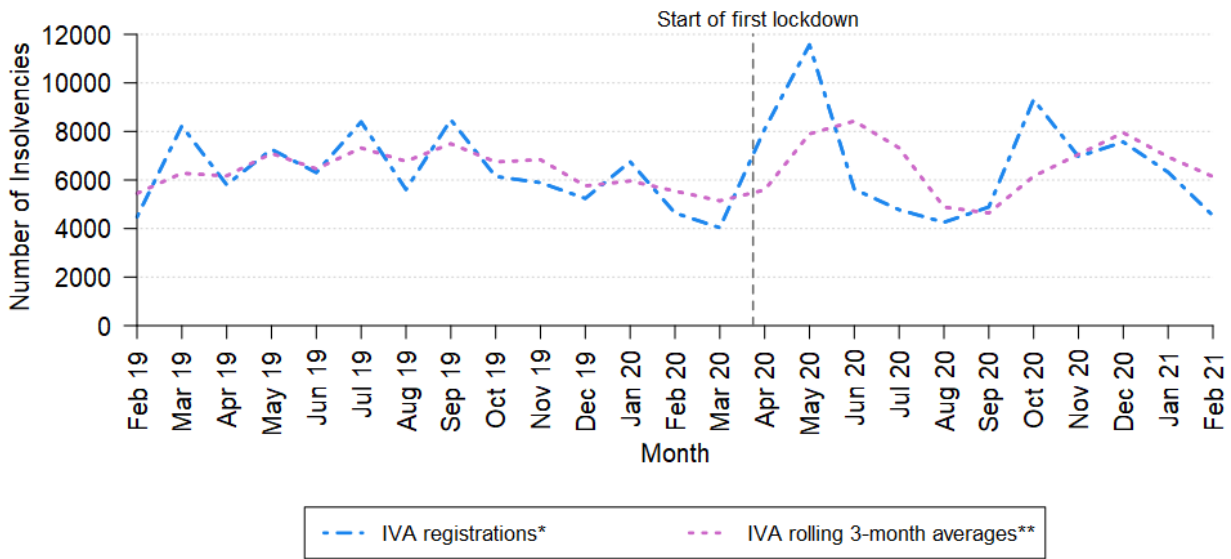
Individual voluntary arrangements

The underlying data for individual voluntary arrangements (IVAs) are volatile from one month to the next, so it is particularly important to consider longer term trends when making assessments of IVAs. Three-month rolling averages are presented to smooth the data and indicate what the overall trend

of IVA registrations *might* look like if the underlying data were less volatile³. For transparency, both counts and three-month rolling averages are presented in Figure 3 and in the [accompanying tables](#). Whilst 3-month rolling averages are used to consider potential changes in IVA trends over time, both sets of numbers should be used with caution.

There were, on average, 6,138 IVAs registered per month in the three-month period ending February 2021, 11% higher than for the three-month period ending February 2020. It should be noted that one IVA provider experienced technical issues between December 2019 and March 2020 which resulted in IVAs not being registered with the Insolvency Service on a timely basis. This meant the number of IVAs registered in the three-months ending February 2020 was artificially low.

Figure 3: The average number of IVAs registered per month in the three-month period ending February 2021 was higher than the same period last year, though data are volatile England and Wales, February 2019 to February 2021, Not seasonally adjusted^{p,1,2}



Source: Insolvency Service

^p Figures are provisional (see Data Sources and Methodology section for more information).

¹ Chart shows historical trend covering the past 25 months. Monthly numbers back to January 2019 can be found in Tables 4 and 4.1 of the accompanying tables.

² One IVA provider experienced technical issues between December 2019 and March 2020 which resulted in IVAs not being registered with the Insolvency Service on a timely basis. A backlog of IVAs were later registered in May 2020, resulting in an artificial 'peak' in that month.

* The count of IVAs registered with the Insolvency Service each month.

** The mean average number of registered IVAs in the three months ending in the reference period. For example, the three-month rolling average estimate for February 2021 is the calculated mean average of the total IVA registrations during December 2020, January 2021 and February 2021.

³ Further information on the volatility of the IVA data, and the calculation of three-month rolling averages can be found in the accompanying [Monthly Statistics Methodology and Quality](#) document.

4. Company Insolvencies in Scotland

Legislation relating to company insolvency in Scotland is partly devolved. [Accountant in Bankruptcy \(AIB\)](#), Scotland's Insolvency Service, administers company liquidations and receiverships in Scotland.

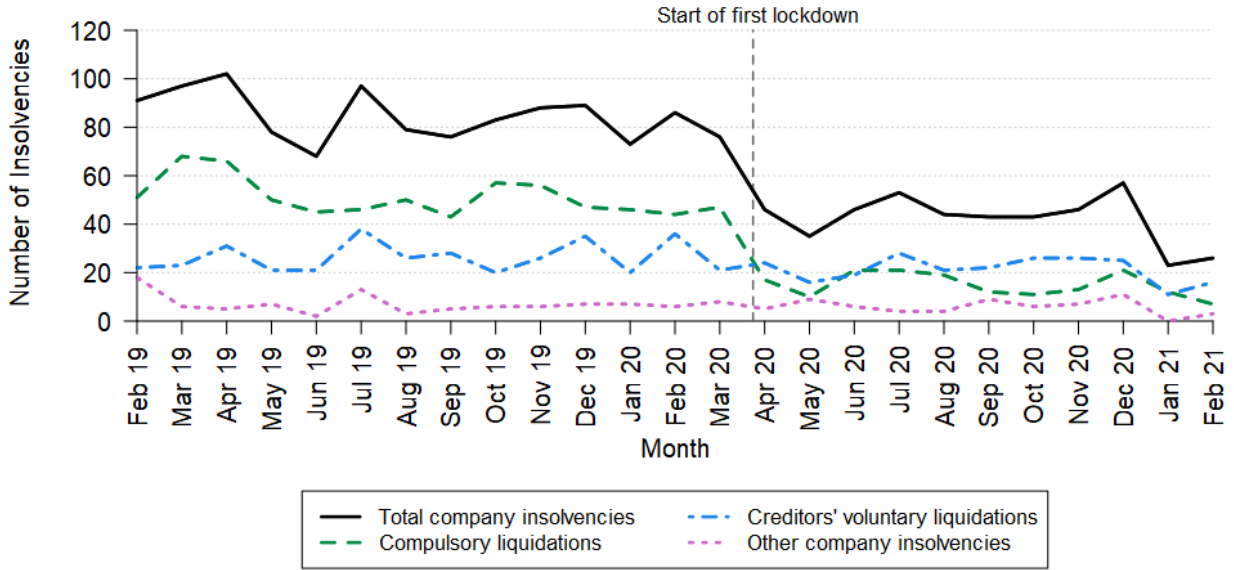
This statistical release presents the numbers of CVLs, administrations, CVAs and receivership appointments based on their registration date at Companies House, and therefore reflect company insolvency registrations rather than insolvency procedure start dates.

In February 2021 there were 26 company insolvencies registered in Scotland, 70% lower than in February 2020. This was comprised of 7 compulsory liquidations, 16 CVLs, two administrations, and one CVA. There were no receivership appointments.

Historically the volume of company insolvencies registered in Scotland has been driven by compulsory liquidations. However, since April 2020 the numbers of registered CVLs have been higher than registered compulsory liquidations in nine out of 11 subsequent months.

Figure 4: Overall, numbers of registered company insolvencies have remained low since the start of the first UK lockdown in March 2020

Scotland, February 2019 to February 2021, Not seasonally adjusted^{P,1}



Source: Companies House

^P Figures are provisional (see Data Sources and Methodology section for more information).

¹ Chart shows historical trend covering the past 25 months. Monthly numbers back to January 2019 can be found in Table 7 of the accompanying tables.

Underlying monthly company insolvency data for Scotland can be found in the [accompanying tables](#). Further breakdowns of company insolvencies by Standard Industrial Classification (SIC 2007) are also presented to two-digit level. Due to small numbers it was not feasible to present this information to three-digit level.

Note that this statistical bulletin does not present monthly individual insolvency statistics for Scotland. This information can be found on the [AIB website](#).

5. Company and Individual Insolvencies in Northern Ireland

Company and Individual insolvency in Northern Ireland is governed by separate, but broadly similar, legislation to England & Wales. Figures are presented separately.

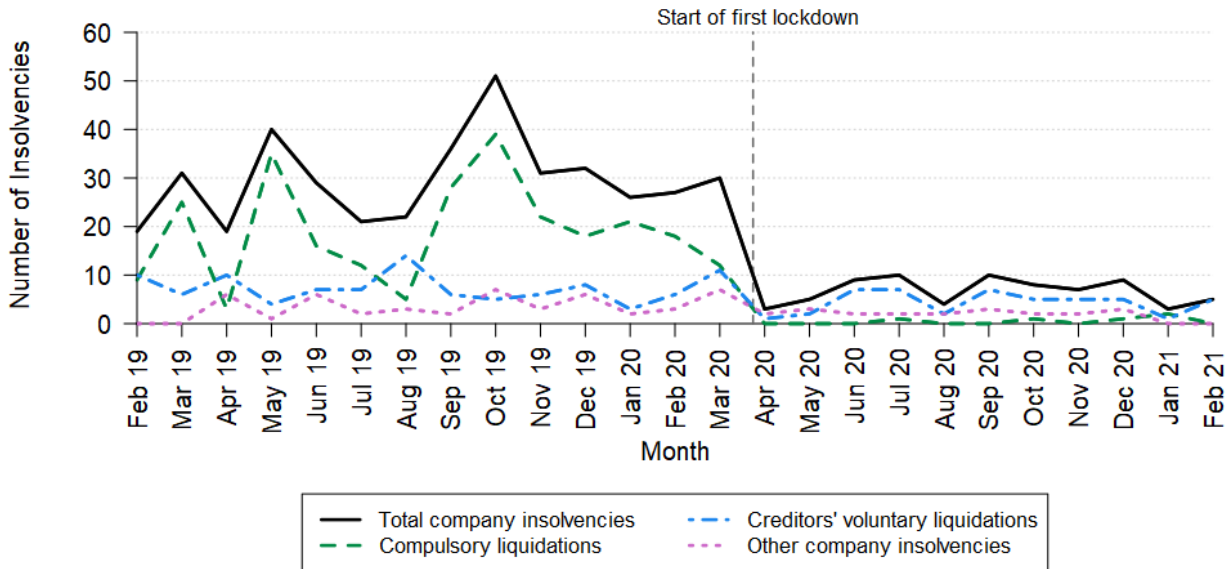
Company Insolvencies

This statistical release presents the numbers of CVLs, administrations, CVAs and receivership appointments based on their registration date at Companies House, and therefore reflect company insolvency registrations rather than insolvency procedure start dates.

In February 2021 there were five company insolvencies registered in Northern Ireland, 81% lower than February 2020; all five were CVLs. There were no compulsory liquidations, CVAs, administrations or receivership appointments.

Figure 5: Overall, numbers of registered company insolvencies have remained low since the start of the first UK lockdown in March 2020

Northern Ireland, February 2019 to February 2021, Not seasonally adjusted^{P,1}



Sources: Companies House and Department for the Economy

^P Figures are provisional (see Data Sources and Methodology section for more information).

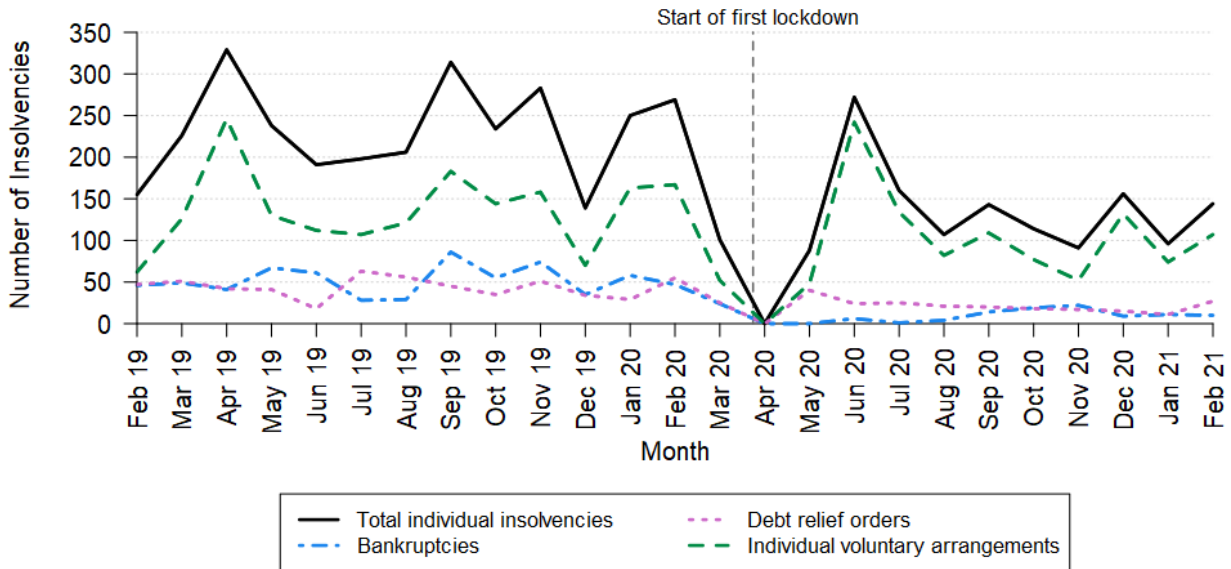
¹ Chart shows historical trend covering the past 25 months. Monthly numbers back to January 2019 can be found in Table 9 of the accompanying tables.

Individual Insolvencies

In February 2021 there were 144 individual insolvencies in Northern Ireland, 46% lower than February 2020; this consisted of 107 IVAs, 27 DROs and 10 bankruptcies.

Figure 6: Overall, numbers of individual insolvencies have remained low since the start of the first UK lockdown in March 2020

Northern Ireland, February 2019 to February 2021, Not seasonally adjusted^{P,1,2}



Source: Department for the Economy

^P Figures are provisional (see Data Sources and Methodology section for more information).

¹ Chart shows historical trend covering the past 25 months. Monthly numbers back to January 2019 can be found in Table 10 of the accompanying tables.

² There were no new individual insolvencies in Northern Ireland in April 2020 as a result of the Lockdown measures being implemented by the Northern Ireland Executive which resulted in the closure of the Courts and Insolvency Service offices in the region.

Underlying monthly company and individual data for Northern Ireland can be found in the [accompanying tables](#).

6. Data and Methodology

Data Sources

Company insolvency data for England & Wales, Scotland and Northern Ireland are sourced from Companies House, except for compulsory liquidation data for England & Wales and Northern Ireland. Compulsory liquidation data for England & Wales are sourced from the Insolvency Service case information system (ISCIS). Compulsory liquidation data for Northern Ireland are sourced from the Department for the Economy, Northern Ireland.

Individual insolvency data for England & Wales are sourced from ISCIS; individual insolvency data for Northern Ireland are sourced from the Department for the Economy.

Moratorium and Restructuring Plan data are sourced from Companies House.

More information on the administrative systems used to compile insolvency statistics can be found in the [Statement of Administrative Sources](#).

Coverage

This statistical release presents company insolvencies for England & Wales, Scotland and Northern Ireland. Individual insolvencies are presented for England & Wales, and Northern Ireland only. Individual insolvency statistics for Scotland can be found on the [Accountant in Bankruptcy \(AIB\)](#) website. Insolvency statistics for Scotland and Northern Ireland are presented separately to statistics for England & Wales since they are covered by separate legislation and policy responsibility lies with the devolved administrations.

Methodology and data quality

Detailed methodology and quality information for the monthly insolvency statistical releases can be found in the accompanying [Monthly Statistics Methodology and Quality](#) document.

The main quality and coverage issues to note:

1. This statistical release presents the numbers of CVLs, administrations, CVAs and receivership appointments based on their registration date at Companies House, therefore reflecting company insolvency registrations rather than insolvency procedure start dates.
2. There is known seasonality in the underlying data for most insolvency types. Any seasonality is normally adjusted before compiling insolvency statistics. However, these monthly data have not been seasonally adjusted so month-on-month comparisons may not be valid.
3. Data for the latest month were extracted five working days after month end. Since the administration systems are live systems there is an increased likelihood that figures will be revised in the future. Therefore, all figures in this release are provisional.
4. The sum of these monthly statistics may not equal previously published quarterly statistics, due to differing methodologies. In addition, the administrative systems used to capture data are live systems and are subject to amendments.
5. These statistics may not align with information published separately by Companies House, or with data extracted from the Gazette. Further information on why numbers may not align can be found in the accompanying [Monthly Statistics Methodology and Quality](#) document.

Data quality issues affecting underlying data on individual voluntary arrangements

Individual voluntary arrangements (IVAs) are counted within these statistics once they are registered with the Insolvency Service, and they are reported by month of registration date. There is often a time lag between the date on which the IVA is accepted (known as the date of creditor agreement) and date of registration by licensed insolvency practitioners working for firms that specialise in this

area, and changes in trends are often partly a result of how promptly and frequently providers register IVAs with the Insolvency Service. Therefore, these monthly statistics are considerably more volatile than the quarterly data published within the [Quarterly Individual Insolvencies](#) series, and comparisons of monthly numbers are unreliable.

In order to continue to provide timely, yet less volatile, information on IVAs, three-month rolling averages were calculated to smooth out the underlying data and present the overall direction of monthly trends. However, these statistics should still be interpreted with caution. See Methodology section of the accompanying [Monthly Statistics Methodology and Quality](#) document for further detail.

Aggregate counts of moratoriums and restructuring plans were compiled for the whole period covering 26 June 2020 to 28 February 2021.

Revisions

These statistics are subject to scheduled revisions, as set out in the published [Revisions Policy](#). Other revisions tend to be made as a result of data being entered onto administrative systems after the cut-off date for data being extracted to produce the statistics. There is an increased likelihood that published statistics for the most recent month will be revised in the future, because the data were only extracted approximately five working days after month end. Any future revisions will be marked with an 'r' in the relevant table.

These statistics are designated 'experimental' since the methodology and processing of the monthly data are routinely reviewed to ensure that these statistics are meeting user need.

7. Glossary

Key Terms used within this statistical bulletin

Administration	The objective of administration is the rescue of the company as a going concern, or if this is not possible then to obtain a better result for creditors than would be likely if the company were to be wound up. A licensed insolvency practitioner, 'the administrator', is appointed to manage a company's affairs, business and property for the benefit of the creditors.
Bankruptcy	A form of debt relief available for anyone who is unable to pay their debts. Assets owned will vest in a trustee in bankruptcy, who will sell them and distribute the proceeds to creditors. Discharge from debts usually takes place 12 months after the bankruptcy order is granted. Bankruptcies result from either Debtor application – where the individual is unable to pay their debts, and applies online to make themselves bankrupt, or Creditor petition – if a creditor is owed £5,000 or more, they can apply to the court to make an individual bankrupt. These statistics relate to petitions where a court order was made as a result, although not all petitions to court result in a bankruptcy order.
Company voluntary arrangement (CVA)	CVAs are another mechanism for business rescue. They are a voluntary means of repaying creditors some or all of what they are owed. Once approved by 75% or more of creditors, the arrangement is binding on all creditors. CVAs are supervised by licensed insolvency practitioners.
Compulsory liquidation	A winding-up order obtained from the court by a creditor, shareholder or director. See Liquidation for details on the process.
Creditors' voluntary liquidation (CVL)	Shareholders of a company can themselves pass a resolution that the company be wound up voluntarily. See Liquidation for details on the process. Administrations which result in a Creditors' Voluntary Liquidation are recorded separately by Companies House and are excluded from CVL figures as they do not represent a new company entering into an insolvency procedure for the first time. These cases are only ever recorded as Administrations.
Debt Relief Order (DRO)	A form of debt relief available to those who have a low income, low assets and less than £20,000 of debt. There is no distribution to creditors, and discharge from debts takes place 12 months after the DRO is granted.
Deed of Arrangement	An alternative way for a debtor to deal with their affairs than entering into bankruptcy or an individual voluntary arrangement . Deeds of arrangement require the approval of a simple majority of creditors in number and value, and do not require a nominee, report to court or a meeting of creditors to be held.
Individual Voluntary Arrangement (IVA)	A voluntary means of repaying creditors some or all of what they are owed. Once approved by 75% or more of creditors, the arrangement is binding on all. IVAs are supervised by licensed Insolvency Practitioners.
Liquidation	Liquidation is a legal process in which a liquidator is appointed to 'wind up' the affairs of a limited company. The purpose of liquidation is to sell the company's assets and distribute the proceeds to its creditors. At the end of the process, the company is dissolved – it ceases to exist. Statistics on compulsory liquidations and creditors' voluntary liquidations are presented in these statistics. A third type of winding up, members' voluntary liquidation is not included because it does not involve insolvency.

Moratorium	Moratoriums were introduced under the Corporate Insolvency and Governance Act 2020 to give struggling businesses formal breathing space in which to explore rescue and restructuring options, free from creditor or other legal action. Except in certain circumstances, no insolvency proceedings can be instigated against the company during the moratorium period. It also prevents legal action being taken against a company without permission from the court.
Partnership Winding-up Order	This is similar to the liquidation of a company. When the partners have decided that the partnership has no viable future or purpose then a decision may be made to cease trading and wind up the partnership. There are two basic ways that the partnership can be wound up: the creditors petition and a partner's petition.
Receivership Appointment	Administrative receivership is where a creditor with a floating charge (often a bank) appoints a licensed insolvency practitioner to recover the money it is owed. Before 2000, receivership appointments also included other, non-insolvency, procedures, for example under the Law of Property Act 1925.
Restructuring Plan	New restructuring measures were introduced under the Corporate Insolvency and Governance Act 2020 to support viable companies struggling with unmanageable debt obligations to restructure under a new procedure. They allow the court to sanction a plan that binds creditors to a restructuring plan if it is fair and equitable. Creditors vote on the plan, but the court can impose it on dissenting classes of creditors ('cram down') provided that the necessary conditions are met.
Standard Industrial Classification (SIC 2007)	Used in classifying business establishments and other statistical units by the type of economic activity in which they are engaged. Further information can be found on the ONS website: https://www.ons.gov.uk/methodology/classificationsandstandards/ukstandardindustrialclassificationofeconomicactivities/uksic2007



© Crown copyright 2021

You may re-use this document/publication (not including logos) free of charge in any format or medium, under the terms of the Open Government Licence v3.0. To view this licence visit <http://www.nationalarchives.gov.uk/doc/open-government-licence>.

This document/publication is also available on our website at <https://www.gov.uk/government/collections/insolvency-service-official-statistics>.

Any enquiries regarding this document/publication should be sent to us at statistics@insolvency.gov.uk.