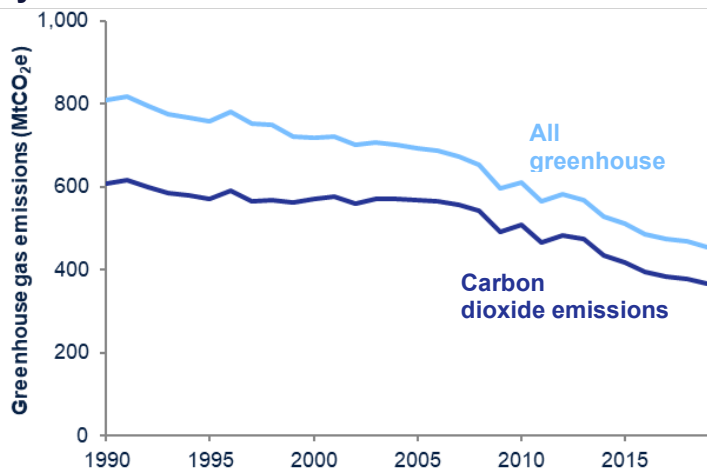
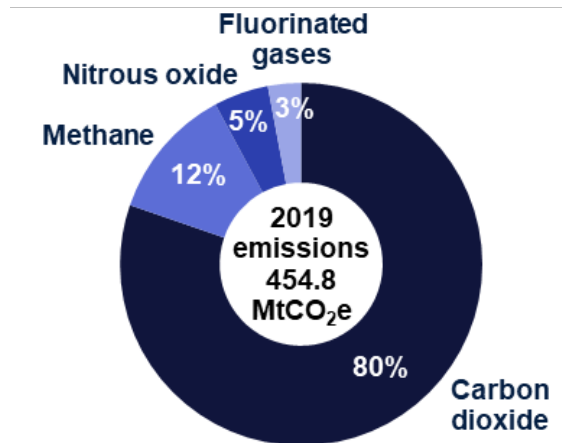


In 2019, UK territorial greenhouse gas emissions fell by 3% from 2018 and were 44% lower than in 1990



Carbon dioxide accounted for 80% of emissions in the UK in 2019

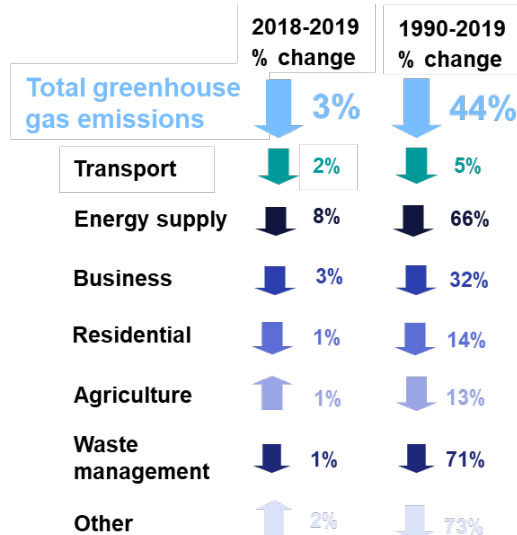


Transport was the largest emitting sector in the UK in 2019, responsible for over a quarter of emissions



Others include Public, Industrial Processes and the Land Use, Land Use Change and Forestry (LULUCF) sectors. The percentages may not sum to 100% due to rounding.

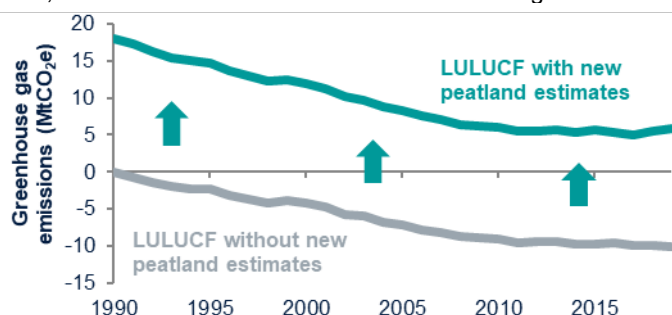
Energy supply delivered the largest reduction in emissions in the UK from 2018 to 2019, as power stations continued to reduce coal use



The energy supply sector has accounted for around half of the overall reduction in UK emissions since 1990, at which point it accounted for 34% of all emissions in the UK. It was the largest emitting sector until its emissions fell below transport in 2016.

There has been a major revision to better represent peatland emissions this year

Overall, this has increased emissions by between 15 and 19 MtCO₂e each year. It mostly affects the LULUCF sector which, as shown below, has become a net source of emissions throughout the time



Emissions from UK-based international aviation bunkers have more than doubled since 1990



These international fuel bunker emissions are not included in the UK emission totals shown elsewhere that only include domestic transport.