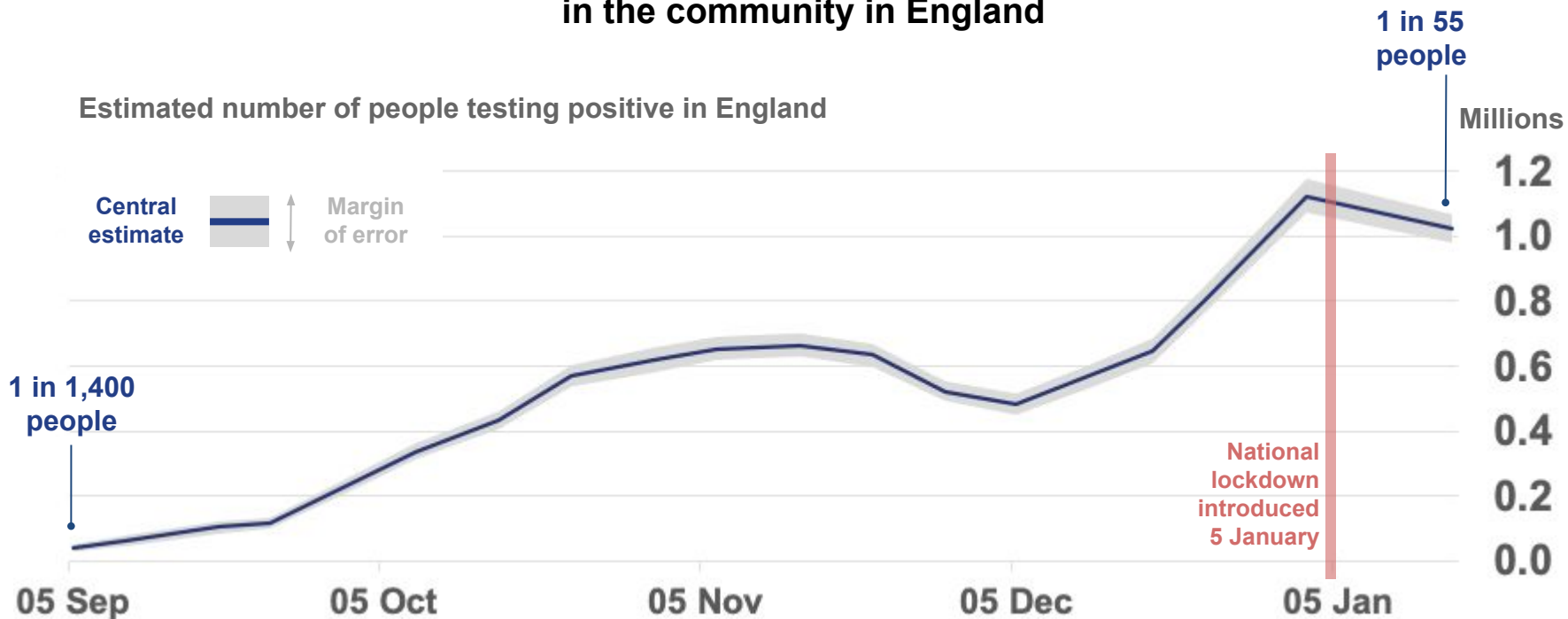
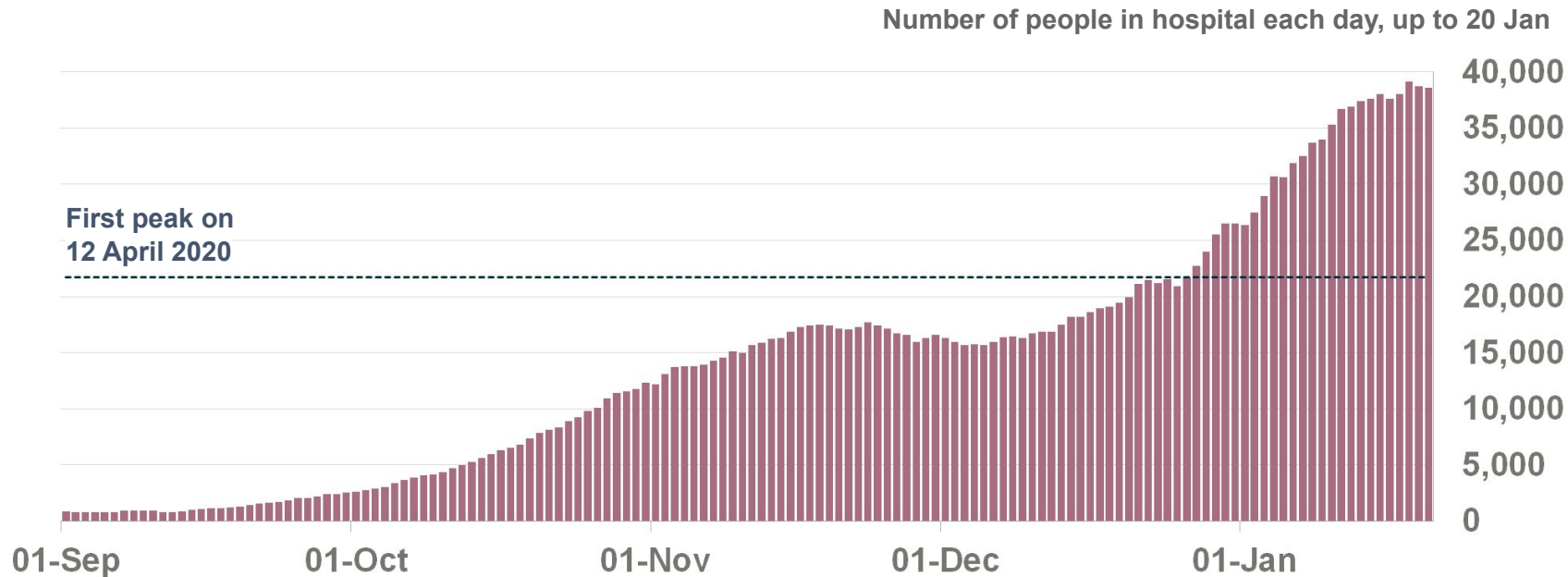


# The estimated number of people testing positive for COVID-19 in the community in England

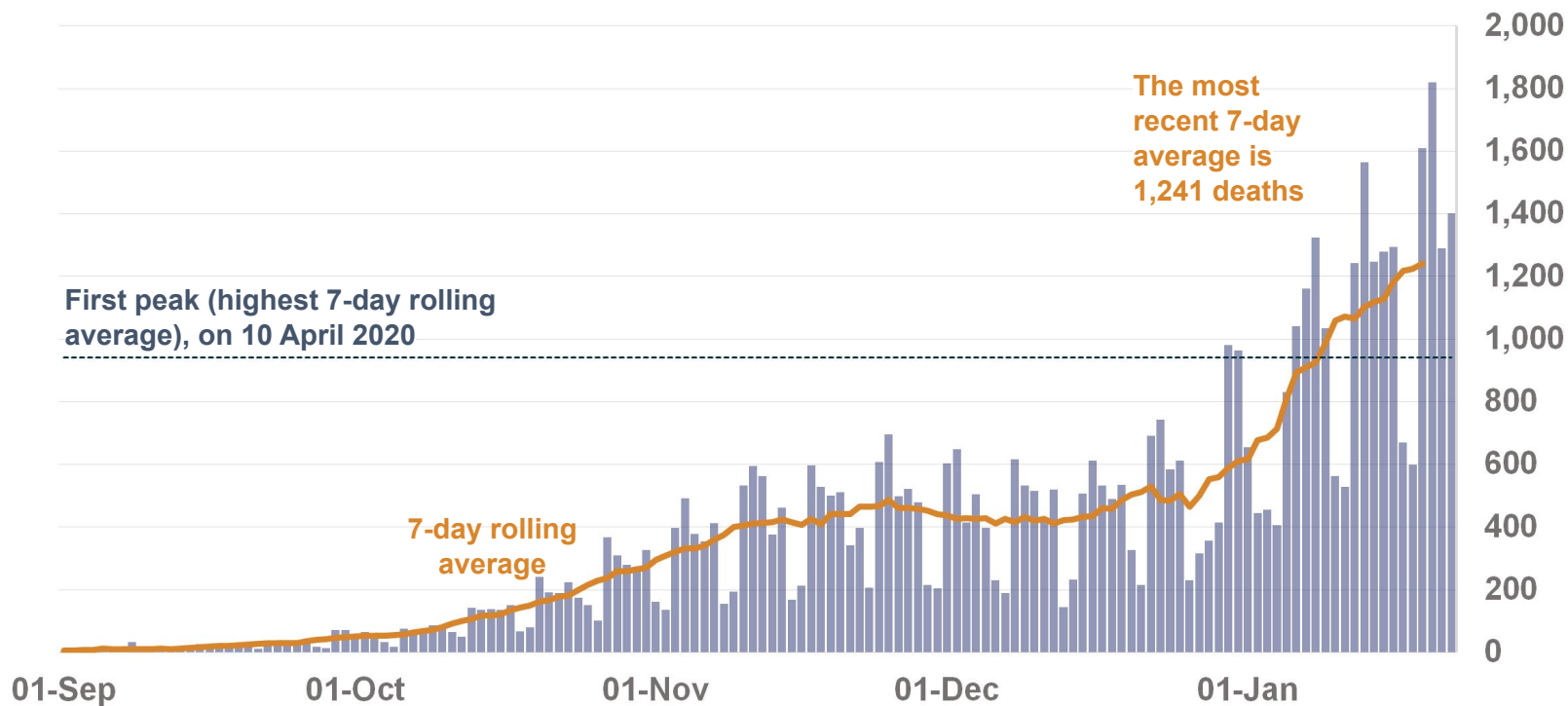


# The number of people in hospital with COVID-19 in the UK is very high



# The number of deaths of people who had a positive test result for COVID-19 in the UK remains high

Number of deaths each day, by date reported, up to 22 Jan



First peak (highest 7-day rolling average), on 10 April 2020

The most recent 7-day average is 1,241 deaths

7-day rolling average

# Statistical notes

## **Estimated number of people testing positive for COVID-19 in England:**

We provide 95% credible intervals because the figures are based on a model from a sample of people. A credible interval is calculated so that there is a 95% probability of the true value lying in the interval. The estimates refer to infections reported in the community in private households. These estimates exclude infections reported in hospitals, care homes or other institutional settings. To improve stability in our modelling while maintaining relative timeliness of our estimates, we are reporting our official estimates based on the midpoint of the reference week. This week, the reference day for positivity rates is Wednesday 13 January 2021.

For further information, contact [infection.survey.analysis@ons.gov.uk](mailto:infection.survey.analysis@ons.gov.uk).

## **Patients in hospital with COVID-19, UK:**

Total number of people in hospital with COVID-19 in the UK. Definitions are not always consistent between the four nations. England data now covers all Acute Trusts, Mental Health Trusts and the Independent Sector and are reported daily by trusts to NHS England and NHS Improvement. Welsh data include confirmed COVID-19 patients in acute hospitals only, including those recovering. The first peak was 21,684 on 12 April 2020.

## **COVID-19 daily deaths within 28 days of a positive test, UK:**

Number of deaths of people who had a positive test result for COVID-19 and died within 28 days of the first positive test. Data from the four nations are not directly comparable as methodologies and inclusion criteria vary. The 7-day rolling mean average of daily deaths is plotted on the chart on the middle day of each seven day period. Data presented is by date reported rather than date of death or registered. The highest rolling average of the first peak was 942, reported on 10 April 2020.

## **Further information and data**

UK - [COVID-19 in the UK](#); for further information contact [coronavirus-tracker@phe.gov.uk](mailto:coronavirus-tracker@phe.gov.uk)

Welsh Government - [NHS activity and capacity during the COVID-19 pandemic](#)

Scottish Government - [COVID-19 daily data for Scotland](#)

Northern Ireland - [COVID-19 statistics](#)