

# CYBER SECURITY BREACHES SURVEY 2019

## UK BUSINESS AND CHARITY FINDINGS

**The Cyber Security Breaches Survey is an Official Statistic, measuring how UK organisations approach cyber security, and the impact of breaches.**

This fourth annual survey finds cyber security is increasingly a priority issue for organisations. 78% of businesses (vs. 74% in 2018) and 75% of charities (vs. 53% in 2018) now rate it as a high priority.

This year, 32% of businesses and 22% of charities have identified breaches or attacks. Among these organisations, the most common attacks are:

- phishing emails (80% of businesses and 81% of charities experiencing breaches or attacks)
- others impersonating their organisation online (28% and 20%)
- viruses or other malware, including ransomware (27% and 18%).

Businesses and charities are taking action on cyber security as a result of the General Data Protection Regulation (GDPR) introduced in May 2018. However, many could still take a more holistic approach around staff engagement and training.

- In 34% of businesses and 49% of charities, directors or trustees are only updated once a year or less on cyber security, if at all.
- A majority of businesses (77%) and charities (69%) believe the staff dealing with their cyber security have the right

skills and knowledge. But staff have only had cyber security training in 27% of businesses and 29% of charities.

Many could also review their risk management approaches. Only 58% of businesses and 53% of charities have taken action towards 5 or more of the Government's 10 Steps to Cyber Security.

- For the full results, visit [www.gov.uk/government/collections/cyber-security-breaches-survey](http://www.gov.uk/government/collections/cyber-security-breaches-survey).
- For further cyber security guidance for your business or charity, visit the National Cyber Security Centre website: [www.ncsc.gov.uk](http://www.ncsc.gov.uk).

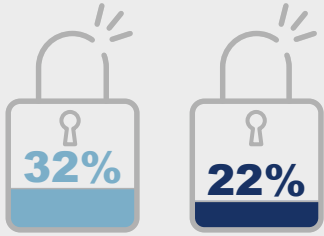
### Technical note

Ipsos MORI carried out the telephone survey from 10 October to 20 December 2018.

Bases for text and graphics: 1,566 businesses (excluding sole traders, and agriculture, forestry and fishing businesses) and 514 charities; 637/192 (businesses/charities) that identified breaches or attacks in the last 12 months; 192/56 that lost data or assets after breaches; 625/277 that made changes to cyber security because of GDPR; 742/266 that have cyber security policies.

Data are weighted to represent UK businesses and registered charities.

# EXPERIENCE OF BREACHES OR ATTACKS



of **businesses/charities** identified cyber security breaches or attacks in the last 12 months

Key:  

**£4,180/£9,470**

is the average annual cost for **businesses/charities** that lost data or assets after breaches



Among the **32%/22%** identifying breaches or attacks:



**32%**  
29%

needed new measures to prevent future attacks



**27%**  
32%

took up staff time dealing with breaches or attacks



**19%**  
21%

had staff stopped from carrying out daily work



**48%**  
39%

identified at least one breach or attack a month

# GDPR AND CYBER SECURITY

**30%/36%**

have made changes to cyber security because of GDPR



Among the **30%/36%**:



created new policies



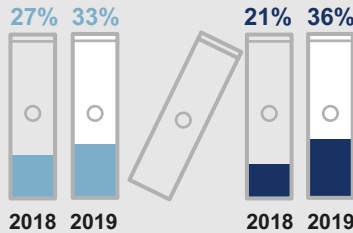
had extra staff training or communications



changed firewall or system configurations

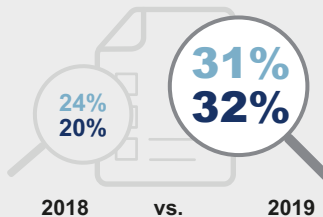


created new contingency plans



have cyber security policies in place

Among these, **58%/56%** created or reviewed in the last 6 months



have done a cyber risk assessment in the last 12 months