

# Childcare providers and inspections as at 31 March 2019

This release contains:

- The number of Ofsted registered childcare providers and places and their most recent inspection outcomes on 31 March 2019.
- The number of providers that have registered with Ofsted (joiners) and the number that have left (leavers) between 31 December 2018 and 31 March 2019.

The number of childminders registered with Ofsted has continued to decrease.

There were 39,000 childminders registered with Ofsted on 31 March 2019. Numbers have been falling over an extended period and were down by 800 (2%) since 31 December 2018, and by 9,000 (19%) since 31 August 2015.

The overall number of childcare places on the Early Years Register has remained fairly stable.

Despite the decreasing numbers of childminders, the number of childcare places has remained fairly stable, due to an increase in the number of places offered at non-domestic premises.

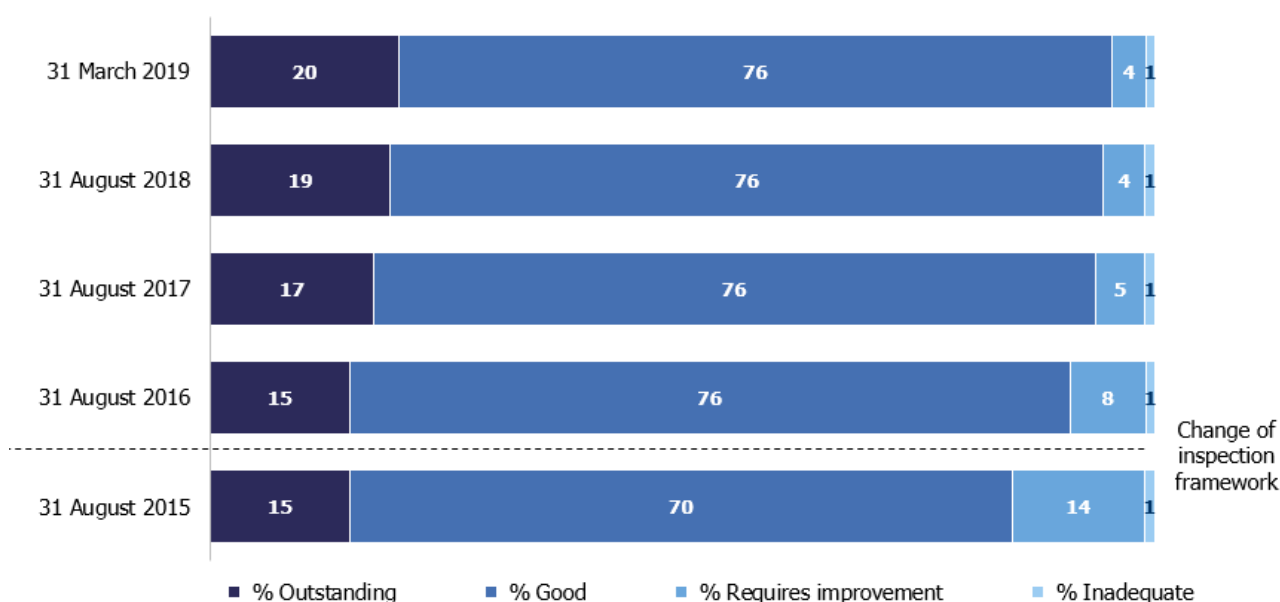
More than nine in 10 providers on the Early Years Register were judged good or outstanding.

The proportion of childcare providers on the Early Years Register judged good or outstanding was 95%. This has remained broadly the same since 31 December 2018, but represents an increase of 11 percentage points since 31 August 2015.

A higher proportion of non-domestic providers were judged outstanding, compared with childminders.

At their most recent inspection, 24% of non-domestic providers were judged outstanding, compared with 17% of childminders. However, the proportion of providers judged either good or outstanding for these two provider types was fairly similar.

**Figure 1: Overall effectiveness of active early years registered providers at their most recent inspection over time**



## Contents

<b>Introduction</b>	<b>3</b>
<b>Number of providers</b>	<b>4</b>
<b>Number of places</b>	<b>5</b>
<b>Inspection outcomes</b>	<b>8</b>
<b>Childminder agencies</b>	<b>10</b>
<b>Early years provision in the schools sector</b>	<b>11</b>
<b>Notes</b>	<b>12</b>
<b>Glossary</b>	<b>13</b>
<b>Further information</b>	<b>16</b>

## Acknowledgements

Thanks to the following for their contribution to this statistical release: Lucy Conway, Louis Noble, Tristan Browne and Helen Woodley.

## Introduction

The early years and childcare sector is primarily made up of private nurseries, pre-schools and childminders. Early years provision is categorised into four provider types:

Type of provider	Description
Childcare on non-domestic premises	Nurseries, pre-schools, holiday clubs and other group-based settings, usually registered on the Early Years Register (EYR) because they look after children aged 0 to 5.
Childminders	People who look after one or more children they are not related to for payment or reward. The care takes place in a home that is not the child's own. The majority register on the EYR because they look after children aged 0 to 5, but those who look after 5 to 7 year olds need to register on the Childcare Register (CR).
Childcare on domestic premises	Where four or more people look after children together in a home that is not the child's. The majority are registered on the EYR and some are registered on the CR, depending on the age of the children they look after.
Home childcarers (nannies)	Individuals who care for children aged 0 to 18 wholly or mainly in the child's own home. They are not required to register with Ofsted. Though they may choose to do so on the Voluntary Childcare Register (VCR).

Childcare on non-domestic premises and childminders make up the majority of early years provision registered with Ofsted. Further information about provider types is available in the [Glossary](#).

Childminders have the option to either register with Ofsted or a childminder agency. Childminder agencies have the responsibility of inspecting the childminders registered with them. More information about childminder agencies is provided in the ['Childminder agencies'](#) section.

Childcare in early years also occurs in the schools sector. This takes place in state-funded nursery schools, and early years provision within state-funded schools and independent schools. Since May 2015, childcare on non-domestic premises that are part of a school are not required to register on the EYR if they are only looking after children aged two and over. For more information, see the ['Early years provision in the schools sector'](#) section of this document.

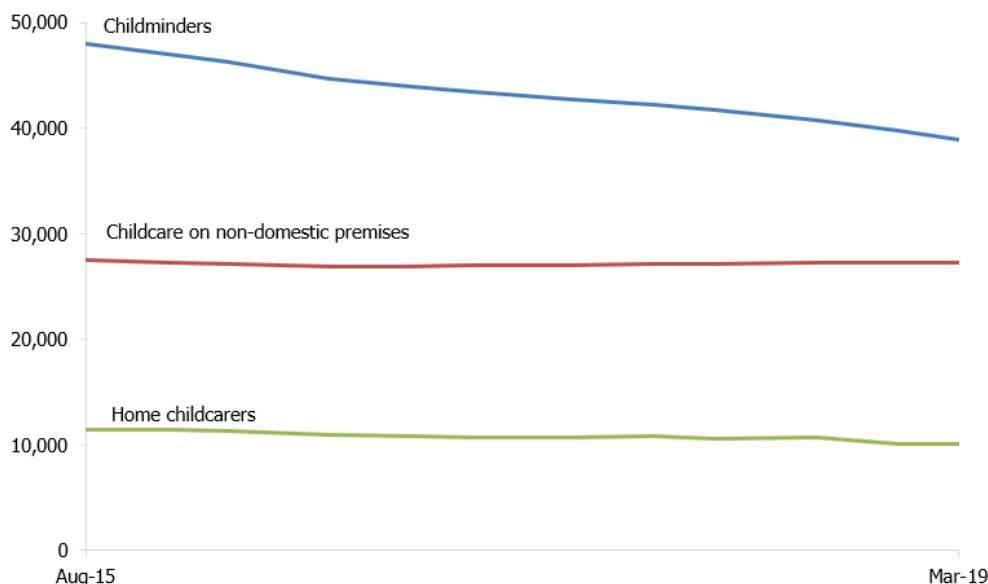
## Number of providers

### Changes in provider numbers, by provider type

There were 76,600 childcare providers registered with Ofsted on 31 March 2019, down by 1% (600) since 31 December 2018<sup>1</sup>. Since 31 August 2015, the number of providers has fallen by 12%, although numbers have been falling over a much longer period<sup>2</sup>. Most of this overall decrease is due to a substantial fall in the number of childminders.

- **Childminders:** 39,000 providers on 31 March 2019, down by 800 since 31 December 2018. This continues a downward trend, with 9,000 (19%) fewer providers than on 31 August 2015.
- **Childcare on non-domestic premises:** 27,300 providers on 31 March 2019, up by fewer than 100 providers since 31 December 2018. Numbers are fairly stable over time, having decreased by just 1% since 31 August 2015.
- **Home childcarers:** 10,100 providers on 31 March 2019, an increase of fewer than 100 since 31 December 2018. Although the number of home childcarers has fluctuated over time, there are now 11% fewer than there were on 31 August 2015.
- **Childcare on domestic premises:** 200 providers on 31 March 2019. Due to the small numbers, these are not included in Figure 2.

**Figure 2: Childcare providers registered with Ofsted on any register over time, by provider type**



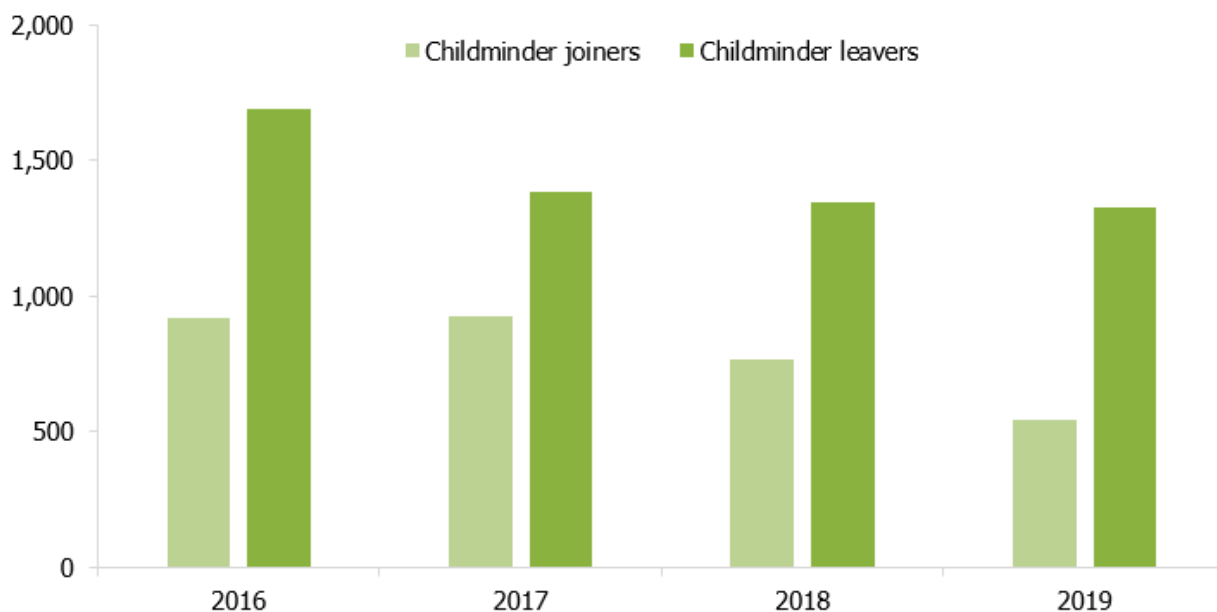
<sup>1</sup> Numbers are rounded to the nearest 100.

<sup>2</sup> Ofsted’s common inspection framework (CIF) was introduced on 1 September 2015. Comparisons for data going back to 31 August 2012 can be found in our release for childcare providers and inspections as at 31 August 2018 ([www.gov.uk/government/statistics/childcare-providers-and-inspections-as-at-31-august-2018](http://www.gov.uk/government/statistics/childcare-providers-and-inspections-as-at-31-august-2018)) and releases prior to this.

### Childminder movement in the sector over time

The decline in the number of childminders is due to a trend of more providers leaving than joining the childcare sector, even though the number of childminders leaving is decreasing compared with previous years (Figure 3).

**Figure 3: Childminder movement within successive January to March periods<sup>1</sup>**



1. Data refers to childminders’ movement between 1 January and 31 March in each year.

Since the previous official statistics (31 December 2018) 1,300 childminders have left the childcare sector and 500 joined – a net decrease of 800<sup>3</sup>. The childminders who left during this period had been registered for around nine years on average (based on the assumption that the exact date they left the register was 31 March 2019).

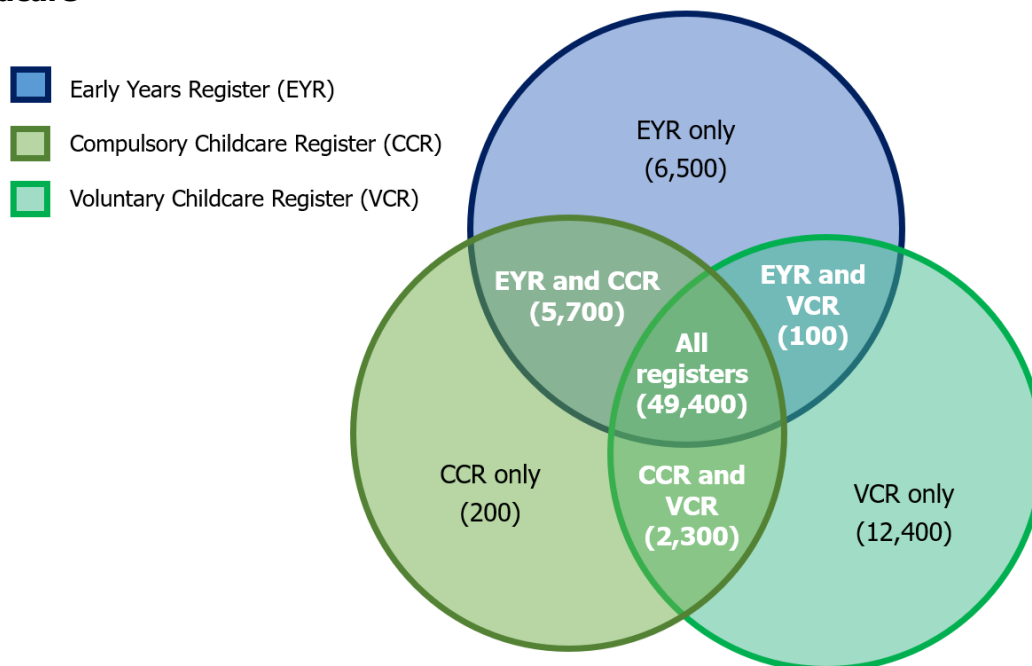
While the number of childminder leavers has gradually decreased over time, the number of joiners is much lower for the current reporting period (1 January 2019 to 31 March 2019) than it has been over the previous three years. For instance, between 1 January 2016 and 31 March 2016 there were 900 joiners – almost double the number seen for this release (500).

<sup>3</sup> Numbers are rounded to the nearest 100. Most leavers are provider resignations and most joiners are new provider registrations but some will be providers moving between the early years and the childcare register.

## Registers and places

On 31 March 2019, 80% (61,700) of Ofsted registered childcare providers were on the Early Years Register (EYR) (Figure 4). The remaining 20% were not on the EYR and so only appeared on the voluntary (VCR) and/or compulsory (CCR) parts of the Childcare Register (CR). More information about the different register types is available in the [Glossary](#).

**Figure 4: Venn diagram of Ofsted registered providers by the different registers for childcare<sup>1</sup>**



1. Numbers are rounded to the nearest 100.

Places data is reported for the 61,700 providers registered on the EYR, with a high proportion of these (89%) also being registered on the CR.

When considering places data, it is important to note it covers all places for children up to the age of eight in providers registered on the EYR. This encompasses all EYR places for children under five and CCR places for five- to seven-year-olds in these providers. For more methodological notes on places data, please see the methodology and quality report which accompanies this release.

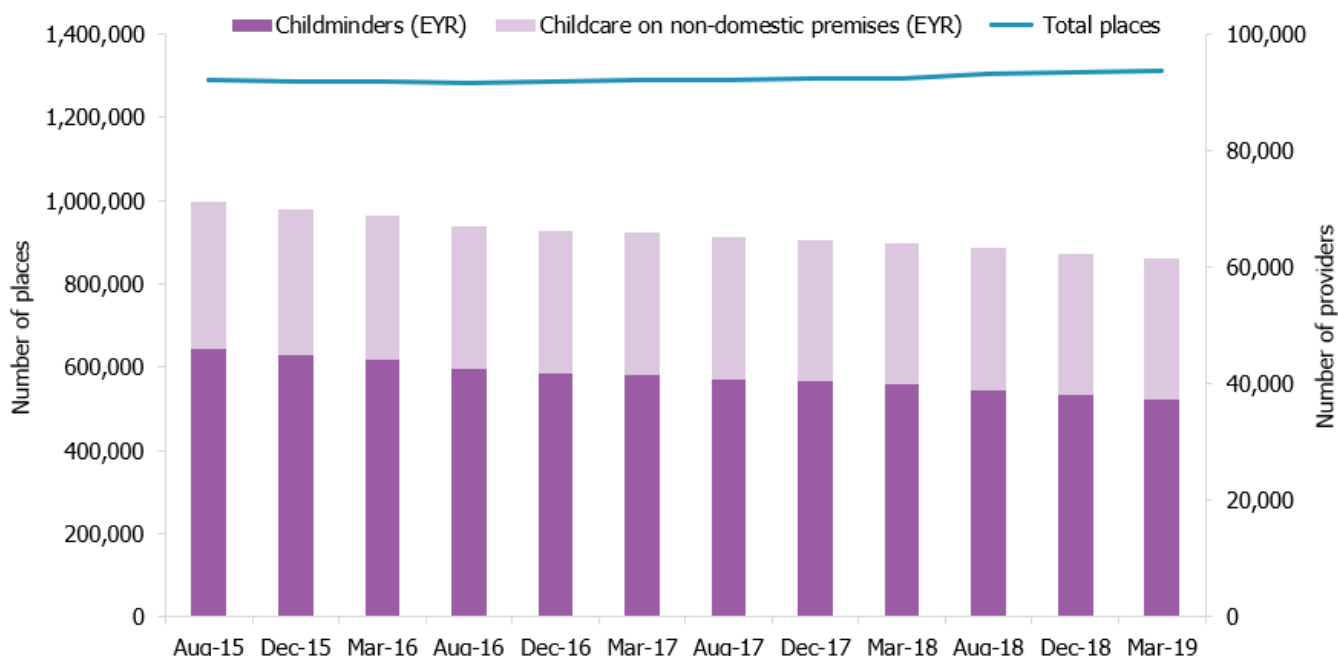
### Providers and places

Despite decreasing numbers of childminders, the number of childcare places has remained broadly stable since August 2015 (Figure 5). Childminder places decreased slightly between December 2018 and March 2019. However, there was a large increase in the number of places offered by childcare on non-domestic premises. This meant that the overall number of places increased by around 3,200 (less than 1%) since December 2018. On 31 March 2019, there were 1.3 million childcare places offered by providers on the EYR.

Looking at the number of childcare places by provider type<sup>4</sup>, on 31 March 2019:

- **Childcare on non-domestic premises:** offered 81% (1.1 million) of all childcare places, which is an increase of two percentage points since August 2015. On average each provider offered 44 places.
- **Childminders:** offered 18% (240,700) of all places, a decrease of two percentage points since August 2015. The average number of places offered by childminders was 6.5<sup>5</sup>.
- **Childcare on domestic premises:** offered less than 1% (4,800) of places. These are not shown in Figure 5 due to the relatively small number of places offered. On average each provider offered 22 places.

**Figure 5: Childcare providers and places on the Early Years Register over time, by provider type<sup>1</sup>**



1. Places data from August 2018 onwards is recorded in an updated administrative system and captures slightly more childcare places than previously.

Childminder provider numbers on the EYR have decreased by 19% since 31 August 2015, but the number of places offered by childminders has only decreased by 7%. This means that the individual childminders are each offering a higher number of places on average, even though there are fewer childminders and fewer places offered by childminders overall.

<sup>4</sup> Places numbers of less than one million are rounded to the nearest hundred. Places numbers of more than one million are rounded to the nearest 100,000.

<sup>5</sup> For childminders, the maximum number of places they can offer if they do not have assistants is six. All childminders are recorded as offering six places at registration.

## Inspection outcomes

New providers joining the Early Years Register (EYR) are normally inspected within 30 months of registration. The 'Being inspected as a childminder or childcare provider' guidance ([www.gov.uk/ofsted-inspection-childcare-provider](http://www.gov.uk/ofsted-inspection-childcare-provider)) provides more information about inspection. On 31 March 2019, 50,800 (82%) providers on the EYR had received a full inspection.<sup>6</sup> Most of the providers that have not yet been inspected joined the EYR within the last two years.

### Proportion of providers on the EYR judged good or outstanding

On 31 March 2019, 95% of childcare providers on the EYR were judged either good or outstanding at their most recent inspection. This has not changed since 31 December 2018, but is a substantial increase from 31 August 2015, when the proportion was 85% (Figure 1).

Looking at the two main provider types on 31 March 2019 (Figure 6)<sup>7</sup>:

- **Childcare on non-domestic premises:** 97% were good or outstanding at their most recent inspection, a slight increase from 96% on 31 December 2018. This was made up of 73% of childcare on non-domestic premises judged good and 24% outstanding.
- **Childminders:** 95% were good or outstanding, the same proportion as the end of December 2018. This was made up of 78% of childminders judged good and 17% judged outstanding.

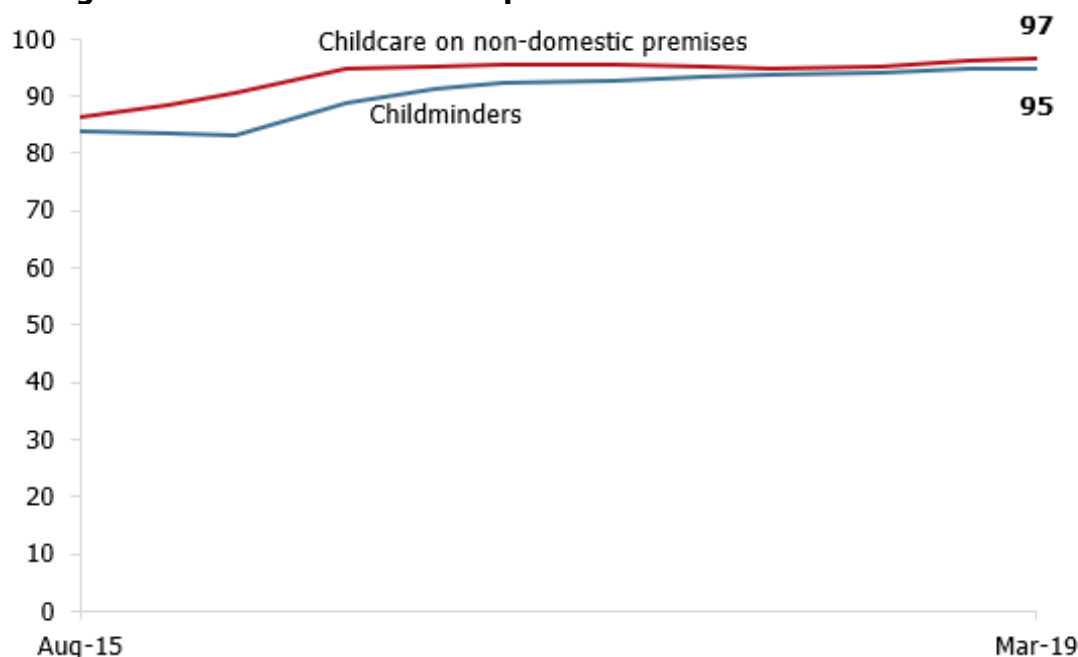
---

<sup>6</sup> A small proportion of providers may have received a No Children on Roll inspection. These are excluded from the total number of providers on the EYR who have received an inspection.

<sup>7</sup> Percentages may not sum due to rounding.



**Figure 6: Percentage of childminders and non-domestic providers judged good or outstanding at their most recent full inspection over time**



**Changes in the proportion of childminders judged good or outstanding**

Since the beginning of August 2016, Ofsted has prioritised inspections for childminders who had previously been judged requires improvement (RI) or inadequate. On 31 March 2019, 92% of childminders who were previously judged RI or inadequate, improved to good or outstanding at their most recent inspection.

The quality of those leaving the sector may have also contributed to the rise in good or outstanding providers. Providers leaving the sector are more likely to have been judged requires improvement or inadequate at their most recent inspection, than those that remain. Of the providers inspected since September 2015, who then left the sector, 20% were judged requires improvement or inadequate at their most recent EYR inspection, compared with only 5% of all active providers.

**Changes in the proportion of childcare on non-domestic premises judged good or outstanding**

Over time, the proportion of childcare on non-domestic premises judged good or outstanding has increased. Part of this increase can be attributed to a change in the childcare inspection policy. Since November 2013, all childcare on non-domestic premises judged requires improvement must be re-inspected within 12 months.<sup>8</sup> This means that non-domestic providers have had more opportunity to demonstrate improvement than they did previously.

<sup>8</sup> Announcement of update in early years inspection policy from Her Majesty’s Chief Inspector (August 2013): <https://www.gov.uk/government/news/ofsted-calls-for-swift-improvement-in-pre-schools-and-nurseries>

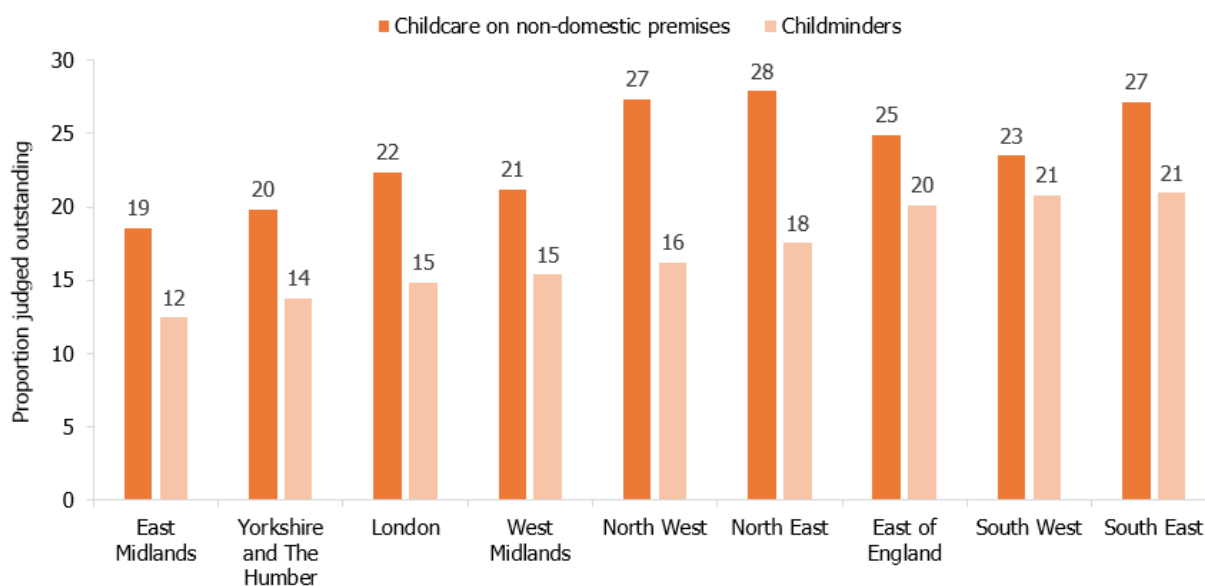
### Regional inspection outcomes

On 31 March 2019, all regions had fairly similar proportions of providers judged good or outstanding. The North East and the South West had the highest proportion (97%) and London the lowest (93%). The South East had the highest proportion of providers judged outstanding (23%) and the East Midlands had the lowest (15%).

Non-domestic providers had either a higher or equal proportion of providers judged good or outstanding compared with childminders in all regions. London had the largest difference between non-domestic providers (96%) and childminders (92%) judged good or outstanding.

On a national level, the difference in the proportion of non-domestic providers judged outstanding (24%) compared with childminders (17%) was notably more pronounced. There was also a wide variation in the difference between the proportion of outstanding childminders and non-domestic providers across the regions (Figure 7).

**Figure 7: Percentage of childminders and non-domestic providers judged outstanding on 31 March 2019, by region**



Additional information on local authorities and parliamentary constituencies can be found in the provider level data file accompanying this release:

[www.gov.uk/government/statistics/childcare-providers-and-inspections-as-at-31-March-2019](http://www.gov.uk/government/statistics/childcare-providers-and-inspections-as-at-31-March-2019).

### Childminder agencies

Childminder agencies were introduced in September 2014, enabling new childminders to choose to register with Ofsted directly or register with an agency. Existing childminders could also choose to deregister with Ofsted and register instead with a childminder agency. Childminder agencies have the responsibility of inspecting the childminders who are registered with them, with Ofsted inspecting the childminder agencies.

Childminder agencies are only eligible for inspection when they have childminders on roll. There are only two overall effectiveness inspection outcomes: 'Effective' and 'Ineffective'. On 31 March 2019, 11 childminder agencies were registered with Ofsted. Of these, six had childminders on roll and were therefore eligible for inspection. All six childminder agencies have been inspected to date and all have been judged 'Effective'.

Data for childminder agencies is available from the provider level data file accompanying this release:

[www.gov.uk/government/statistics/childcare-providers-and-inspections-as-at-31-March-2019](http://www.gov.uk/government/statistics/childcare-providers-and-inspections-as-at-31-March-2019).

## Early years provision in the schools sector

Childcare in early years also occurs in the schools sector. This takes place in state-funded nursery schools and early years provision within state-funded schools. Where nurseries within schools are only looking after children aged two and over, they are exempt from registration on the Early Years Register (EYR). Where these nurseries look after children younger than this, they are still required to register on the EYR and are therefore covered in the previous sections.

In state-funded schools, other than nursery schools, early years provision is given its own judgement as part of the overall inspection of the school. On 31 March 2019, there were around 10,400 state-funded schools with an early years judgement at their most recent school inspection. Of these, 80% were judged good or outstanding on the overall effectiveness of the school and 88% were judged to be good or outstanding for early years provision.

There are several reasons why schools which received an early years judgement may not be representative of all schools with early years provision. For instance, Ofsted did not provide separate graded judgements on the overall effectiveness of early years between January 2012 and August 2014. Furthermore, short inspections will confirm whether the overall effectiveness is good or outstanding, but will not provide or update a previous early years provision judgement.

On 31 March 2019, there were 391 state-funded nursery schools in England. Of the 389 that have been inspected, 98% received a grade of good or outstanding at their most recent inspection (Table 1). This was made up of a very large proportion (63%) of nursery schools judged outstanding and 35% judged good.

**Table 1: Overall effectiveness of open state-funded nursery schools on 31 March 2019**

	All inspected nursery schools	Outstanding	Good	Requires improvement	Inadequate
<b>Number of nursery schools inspected</b>	<b>389</b>	244	137	8	0
<b>Percentage of inspected nursery schools</b>	<b>100</b>	63	35	2	0

For more information on school inspections and outcomes, please refer to Ofsted’s management information on state-funded schools inspections and outcomes: [www.gov.uk/government/statistical-data-sets/monthly-management-information-ofsted-school-inspections-outcomes](http://www.gov.uk/government/statistical-data-sets/monthly-management-information-ofsted-school-inspections-outcomes).

Many independent schools also provide nursery provision. On 31 March 2019, there were 264 non-association independent schools with an early years judgement at their most recent standard inspection. Of these, 75% were judged good or outstanding on the overall effectiveness for early years. For more information on non-association independent schools inspections and outcomes, please see Ofsted’s management information release on non-association independent schools: [www.gov.uk/government/statistical-data-sets/non-association-independent-schools-inspections-and-outcomes-management-information](http://www.gov.uk/government/statistical-data-sets/non-association-independent-schools-inspections-and-outcomes-management-information).

Please note that Ofsted only inspects non-association independent schools. Association independent schools are inspected by the Independent Schools Inspectorate (ISI) – [www.isi.net](http://www.isi.net).

## Notes

An explanation about main uses of this data, further contextual information and the arrangements for quality assurance is provided in the methodology and quality report accompanying this release.

The methodology and quality report also provides information on the strengths and limitations of the statistics.

## Revisions to previous release

The provisional data in the previous release related to inspections which took place between 1 September 2018 and 31 December 2018 and were published by 31 January 2019. A revised list of inspections in this period is provided in Tables 14–19 of the ‘Childcare providers and inspections charts and tables’ document for this release. This

revised data includes 17 inspections that were published by 30 April 2019 (that were not published by 31 January 2019).

These revisions did not result in any changes to the main findings identified in the previous publication.

Revisions to data in this publication are published in line with Ofsted's revisions policy for official statistics, which can be found here: [www.gov.uk/government/publications/ofsted-standards-for-official-statistics](http://www.gov.uk/government/publications/ofsted-standards-for-official-statistics).

### **Common inspection framework (CIF)**

Inspections from 1 September 2015 were carried out under the common inspection framework (CIF), meaning that the inspection judgements are common across the Early Years, Schools and Further Education and Skills remits. Ofsted evaluates the overall quality and standards of the early years provision in line with the principles and requirements of the Early Years Foundation Stage statutory framework. Inspectors judge the overall effectiveness of the early years provision, considering four judgements:

- quality of teaching, learning and assessment;
- personal development, behaviour and welfare;
- effectiveness of leadership and management;
- outcomes for children.

Ofsted is required to inspect all providers who were on the Early Years Register (EYR) on 1 August 2016 at least once by 31 July 2020. Providers who register after this date will normally be inspected within 30 months of registration.

## **Glossary**

Under the Childcare Act 2006 ([www.legislation.gov.uk/ukpga/2006/21/contents](http://www.legislation.gov.uk/ukpga/2006/21/contents)) childcare providers register on either or both of two registers:

- **Early Years Register (EYR)**

The EYR is for providers who care for children in the early years age group, from birth to 31 August following their fifth birthday. Registration is compulsory for such providers and they must meet the requirements of the Early Years Foundation Stage (EYFS).

Ofsted inspects all providers on the EYR on a four-year cycle. The last inspection cycle ran from 1 September 2012 to 31 July 2016. The current inspection cycle runs from 1 August 2016 to 31 July 2020.

- **Childcare Register (CR)**

The CR is for providers who care for children from birth to 18 years. It has two parts:

- Compulsory Childcare Register (CCR) – for providers caring for children from 1 September after the child's fifth birthday up until their eighth birthday.
- Voluntary Childcare Register (VCR) – for providers for whom registration is not compulsory, for example nannies, or providers who care for children aged eight and over.

Providers who are registered on either part of the Childcare Register do not need to submit their places information to Ofsted.

For providers registered on the Childcare Register, Ofsted inspects a sample of 10% of active providers per year.

### **Early Years Foundation Stage (EYFS)**

The EYFS is the statutory framework for the early education and care of children from birth to 31 August following their fifth birthday:

[www.gov.uk/government/publications/early-years-foundation-stage-framework--2](http://www.gov.uk/government/publications/early-years-foundation-stage-framework--2).

### **Childcare providers**

Childcare providers care for at least one individual child for a total of more than two hours in any one day. This is not necessarily a continuous period. They must register on the CCR to care for children under the age of eight, although there may be some exceptions to this. They can register on the VCR to care for older children.

### **Domestic premises**

These are any premises which are wholly or mainly used as a private dwelling, in other words someone's home.

### **Childcare providers on domestic and non-domestic premises**

If four or more people look after children at any one time in someone's home, they are providing childcare on domestic premises, not childminding.

Childcare providers on non-domestic premises are people or organisations providing care for individual children in premises that are not someone's home. These premises can range from converted houses to purpose-built nurseries.

### **Childminder**

This is a person who is registered to look after one or more children, to whom they are not related, for reward. Childminders work on domestic premises alongside no more than two other childminders or assistants. They must register if they care for children under the age of eight, and can choose to register if they care for older children. They care for:

- Children on domestic premises that are not usually the home of one of the children unless they care for children from more than two families, wholly or mainly in the homes of the families.

- At least one individual child for a total of more than two hours in any day. This is not necessarily a continuous period.

### **Childminder agencies**

Childminder agencies were introduced in September 2014 as an alternative registration option for childminders. Childminders who register with an agency no longer need to register or be inspected by Ofsted, although the agency itself will receive an inspection.

Childminder agencies are only eligible for inspection by Ofsted when they have childminders on roll. Childminder agencies have the responsibility of inspecting the childminders who are registered with them.

### **Home childcarers**

Home childcarers are usually nannies who care for children of any age up to their 18th birthday wholly or mainly in the child's own home, and care for children from no more than two families. They are not required to register with Ofsted. Though they may choose to do so on the voluntary part of the Childcare Register.

### **Inspection cycles**

All providers on the Early Years Register which were registered before the start of Ofsted's four-year inspection cycle are inspected within the cycle. The previous inspection cycle ran from 1 September 2012 to 31 July 2016. The current inspection cycle runs from 1 August 2016 to 31 July 2020. New providers joining the EYR are normally inspected within 30 months of registration. For providers on the CCR, a sample of 10% of active providers are inspected per year.

### **No Children on Roll (NCOR)**

If there are no children present on the day of the provider's inspection, they receive an NCOR inspection. The inspector will make a judgement on the 'Overall quality and standards of the early years provision', with three possible outcomes:

- met
- not met - actions
- not met - enforcement action

### **Number of places**

Registered places are the number of children that may attend the provision at any one time. Registered places are not the number of places occupied, nor the number of children who may benefit from receiving places through providers offering sessions at different times of the day. Place numbers are only collected for providers on the EYR. Provider type averages are used to estimate the number of places for a very small number of providers whose place numbers are not available at the time of the analysis. There may also be small discrepancies in totals due to rounding.

### **Joiners and leavers**

Joiners are childcare providers that have registered with Ofsted during this reporting period. Most of these are new registrations, but Tables 3 and 4 and Chart 1 within the 'Childcare providers and inspections charts and tables' document also include providers with re-activated registrations and those that have changed provider type or register. At local authority or regional level, this may also include providers that have relocated into a new geographical area.

Leavers are mostly childcare providers that have left Ofsted during the reporting period. Most of these are resignations, but some are also providers that have had their registration cancelled or have changed provider type or register. At local authority or regional level, this may also include providers that have relocated out of a geographical area.

### **Further information**

Ofsted publishes information on the inspection of early years providers on the gov.uk website:

[www.gov.uk/government/collections/early-years-and-childcare-statistics](http://www.gov.uk/government/collections/early-years-and-childcare-statistics)

[www.gov.uk/government/publications/common-inspection-framework-education-skills-and-early-years-from-september-2015](http://www.gov.uk/government/publications/common-inspection-framework-education-skills-and-early-years-from-september-2015)

[www.gov.uk/government/publications/framework-for-the-regulation-of-provision-on-the-childcare-register](http://www.gov.uk/government/publications/framework-for-the-regulation-of-provision-on-the-childcare-register).

### **Contact for comments or feedback**

If you have any comments or feedback on this publication, please contact Anita Patel on 03000 130 914 or [Anita.Patel@ofsted.gov.uk](mailto:Anita.Patel@ofsted.gov.uk).





The Office for Standards in Education, Children's Services and Skills (Ofsted) regulates and inspects to achieve excellence in the care of children and young people, and in education and skills for learners of all ages. It regulates and inspects childcare and children's social care, and inspects the Children and Family Court Advisory and Support Service (Cafcass), schools, colleges, initial teacher training, further education and skills, adult and community learning, and education and training in prisons and other secure establishments. It assesses council children's services, and inspects services for children looked after, safeguarding and child protection.

If you would like a copy of this document in a different format, such as large print or Braille, please telephone 0300 123 1231, or email [enquiries@ofsted.gov.uk](mailto:enquiries@ofsted.gov.uk).

You may reuse this information (not including logos) free of charge in any format or medium, under the terms of the Open Government Licence. To view this licence, visit [www.nationalarchives.gov.uk/doc/open-government-licence](http://www.nationalarchives.gov.uk/doc/open-government-licence), write to the Information Policy Team, The National Archives, Kew, London TW9 4DU, or email: [psi@nationalarchives.gsi.gov.uk](mailto:psi@nationalarchives.gsi.gov.uk).

This publication is available at [www.gov.uk/government/organisations/ofsted](http://www.gov.uk/government/organisations/ofsted).

Interested in our work? You can subscribe to our monthly newsletter for more information and updates: <http://eepurl.com/iTrDn>.

Piccadilly Gate  
Store Street  
Manchester  
M1 2WD

T: 0300 123 1231  
Textphone: 0161 618 8524  
E: [enquiries@ofsted.gov.uk](mailto:enquiries@ofsted.gov.uk)  
W: [www.gov.uk/ofsted](http://www.gov.uk/ofsted)

© Crown copyright 2019