

English Housing Survey 2018-19

Second Homes

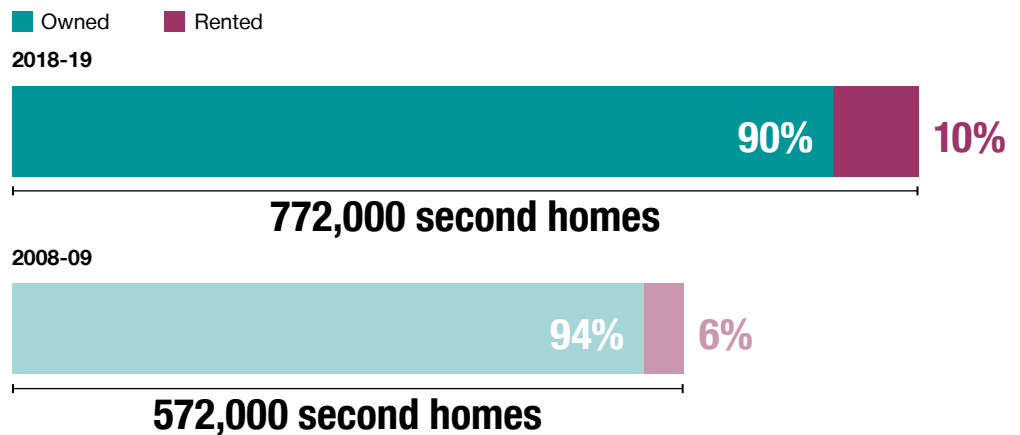
In 2018-19, 2.4 million households in England reported having at least one additional residential property. In most cases, these properties are let out to others (e.g. in the private rented sector) but 772,000 of these households report having second homes. These are homes that are primarily used as holiday homes (by family, friends or let to others as a holiday let) or are occupied while working away from home. Second homes can be owned or rented.



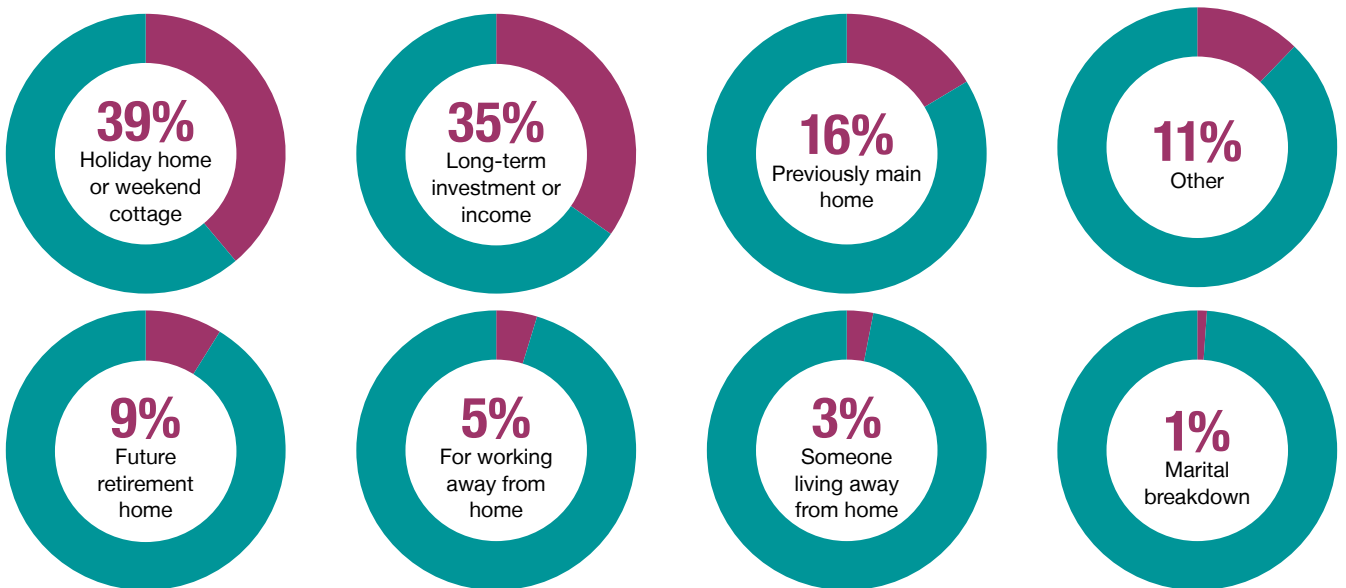
Households with second homes

In 2018-19, 772,000 households reported having a second home, up from 572,000 in 2008-09 (although the proportion of households reporting a second home remains unchanged at 3%). Most (90%) of these second homes are owned; 10% are rented (up from 6% in 2008-09).

3% of households report a second home, this remains unchanged since 2008-09

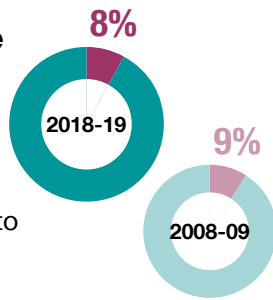


Reasons for having a second home



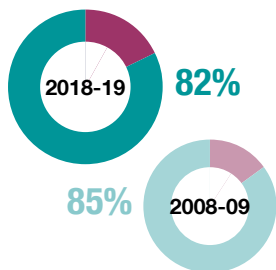
A small number of those with a second home have more than one

61,000 or 8% of those with a second home had more than one second home. Compared to 52,000 (9%) earlier in 2008-09.



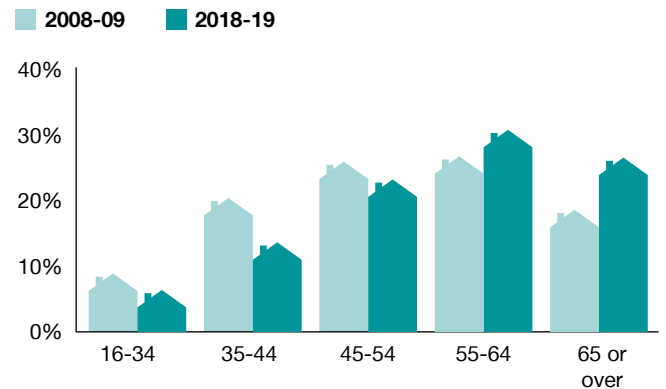
Tenure status

The majority of households with a second home own or have a mortgage on their main home, this has decreased slightly in the past decade.



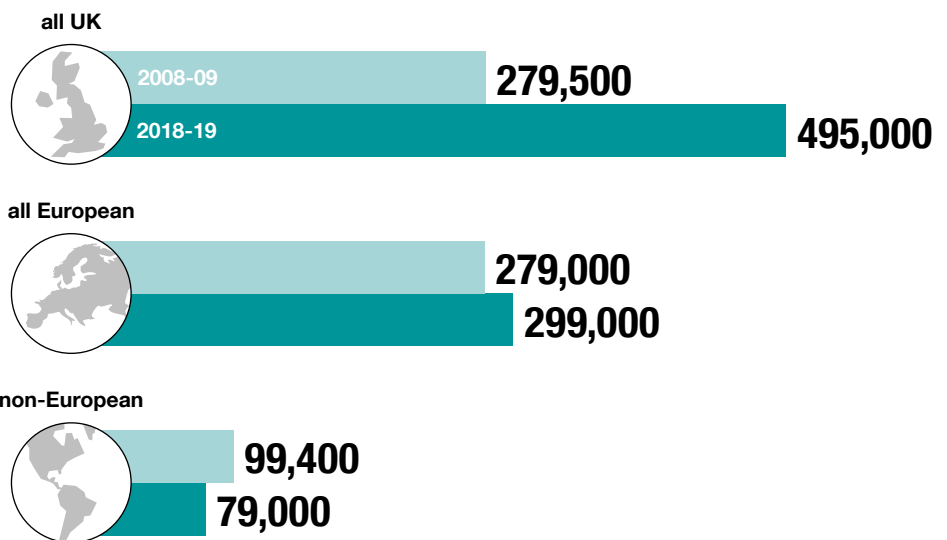
Those with a second home tend to be older

In 2018-19, 80% of those with a second home were aged 45 or over. A decade earlier, 71% of those with a second home were aged 45 or over.

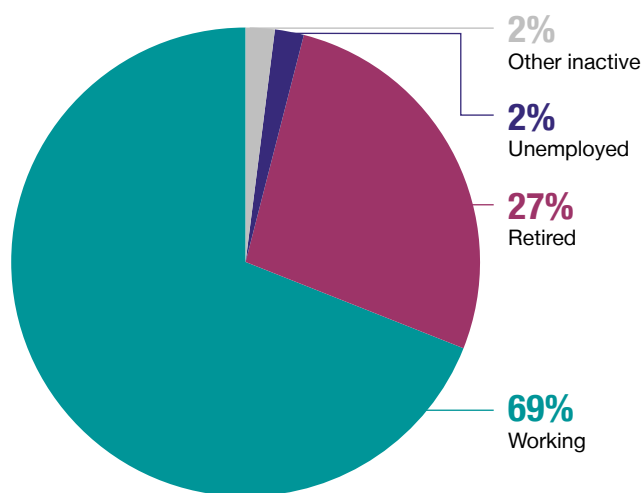


Most second homes are in the UK

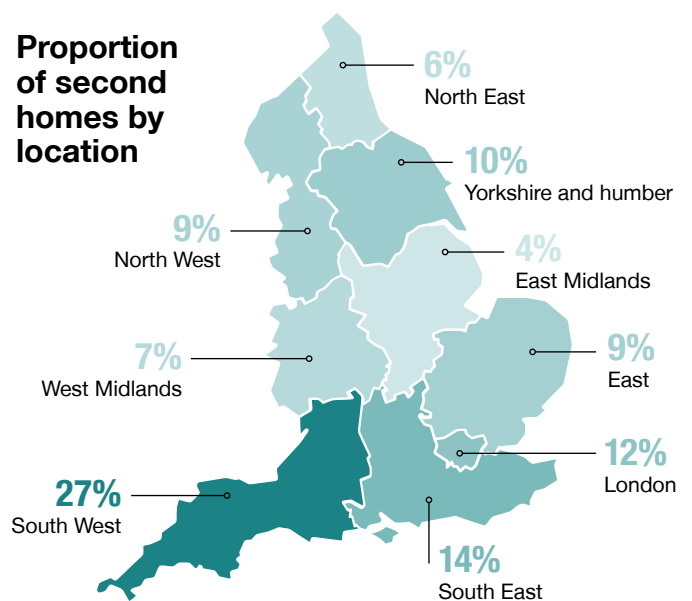
The location of second homes has changed over the last decade. In 2018-19, 57% of second homes were located in the UK, 34% in Europe; 9% in non-European countries. Since 2008-09 there has been an increase in the proportion of second homes in the UK and a corresponding decrease in European and non-European second homes.



The majority of those with a second home are either working or retirees



Proportion of second homes by location



Note: EHS figures are not directly comparable to council taxbase figures due to difference in data collection and definition.