

# Testing and new cases (UK)



## Testing

Includes tests carried out and posted out.  
Some people are tested more than once.

**113,107** tests as of 16 June

**6,981,493** tests in total

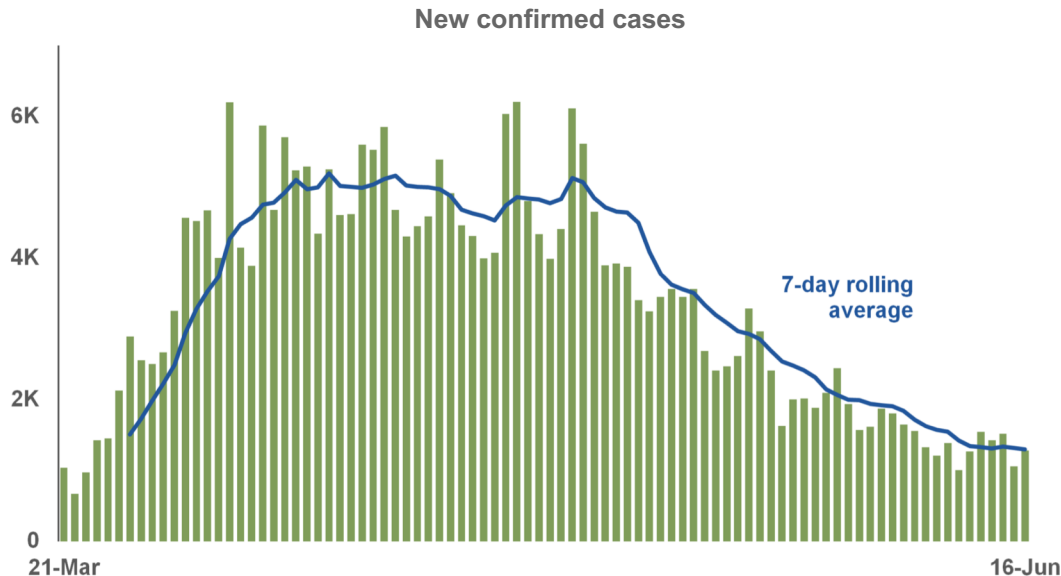


## Confirmed cases

Only includes cases tested positive.  
There are more cases than confirmed here.

**1,279** cases confirmed  
as of 16 June

**298,136** cases confirmed  
in total



## Data from Hospitals



**410**

**Estimated admissions with COVID-19  
(England, Wales, Northern Ireland)**

on 13 June  
Down from 438 on 6 June

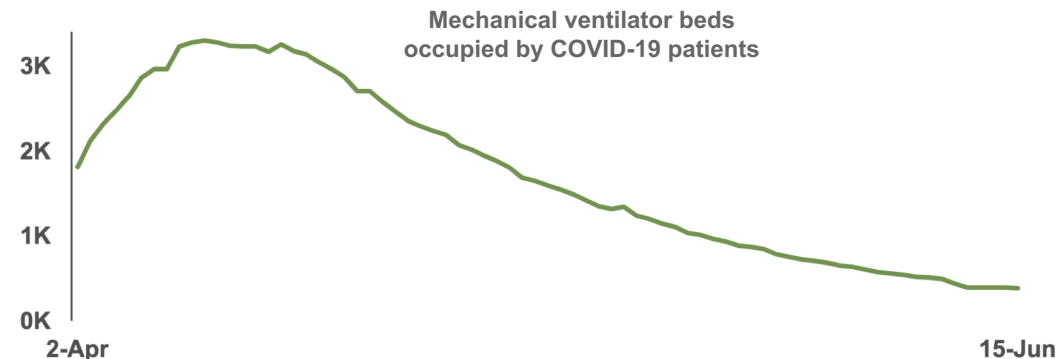
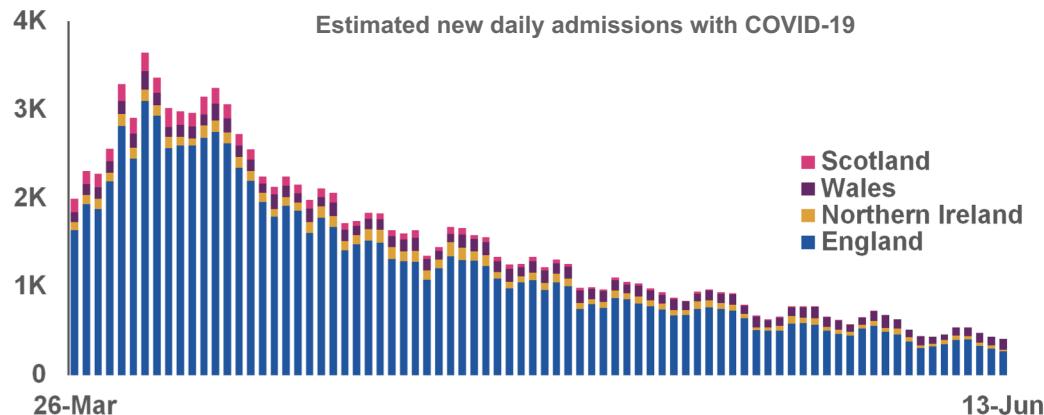


**385**

**Mechanical ventilator beds occupied  
with COVID-19 patients (UK)**

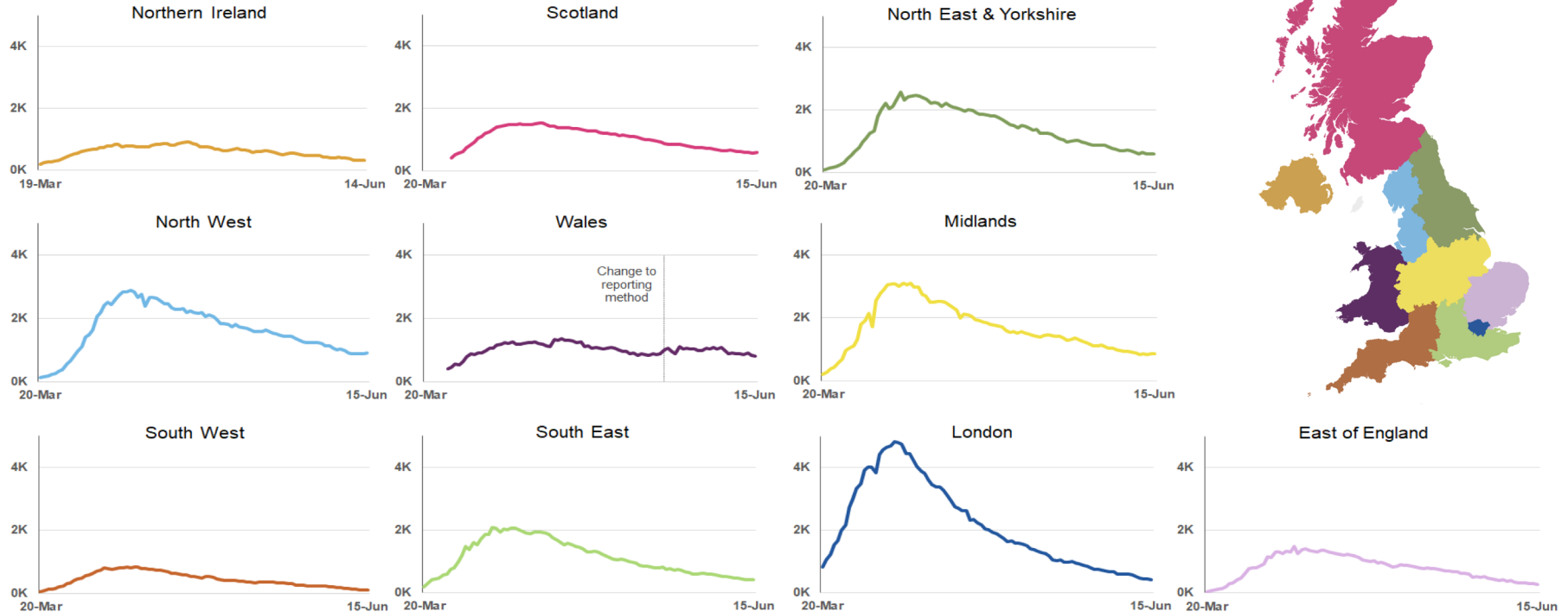
on 15 June  
Down from 513 on 8 June

Definitions vary across the devolved administrations.  
See statistical notes for more information.



# People in Hospital with COVID-19 (UK)

5,254 people are in hospital with COVID-19, down from 6,282 this time last week.



# Daily COVID-19 deaths confirmed with a positive test (UK)

The numbers presented here from the Department for Health and Social Care relate to deaths where COVID-19 was confirmed with a positive test.



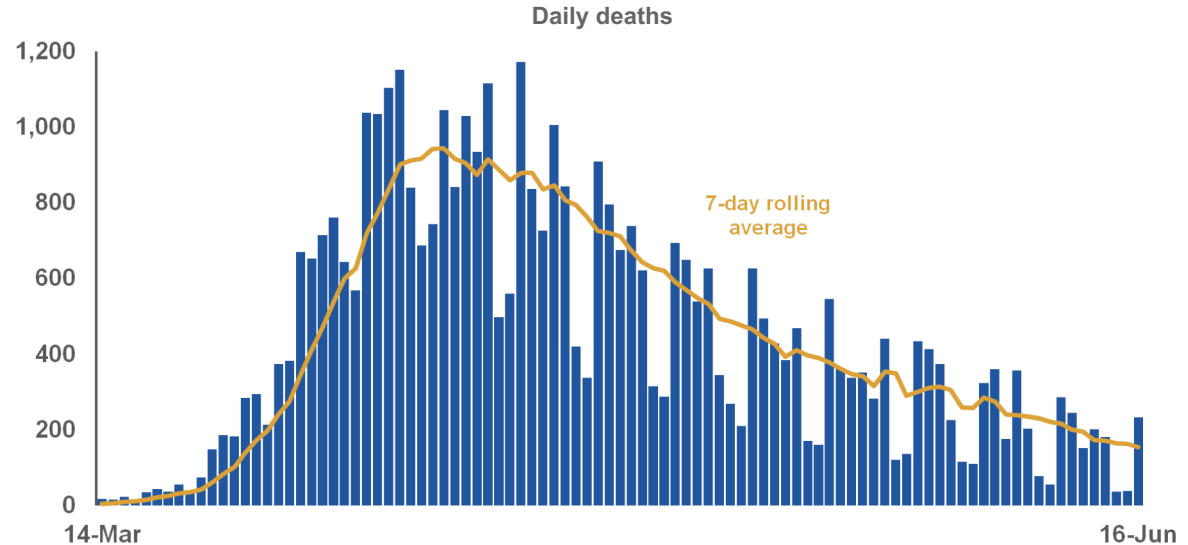
On 16 June DHSC reported

**233**

Daily COVID-19 deaths  
confirmed with a positive test

**41,969**

Total COVID-19 deaths  
confirmed with a positive test



# Deaths where COVID-19 was confirmed or suspected



Up to 5 June, the Office for National Statistics reported a total of

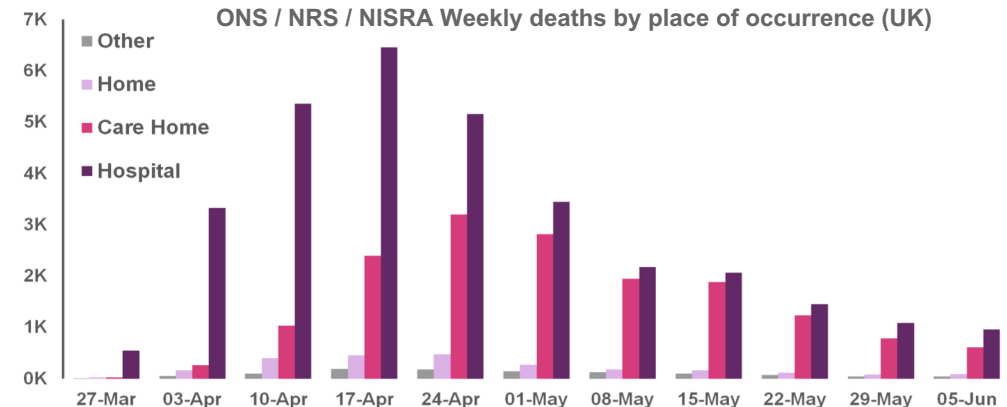
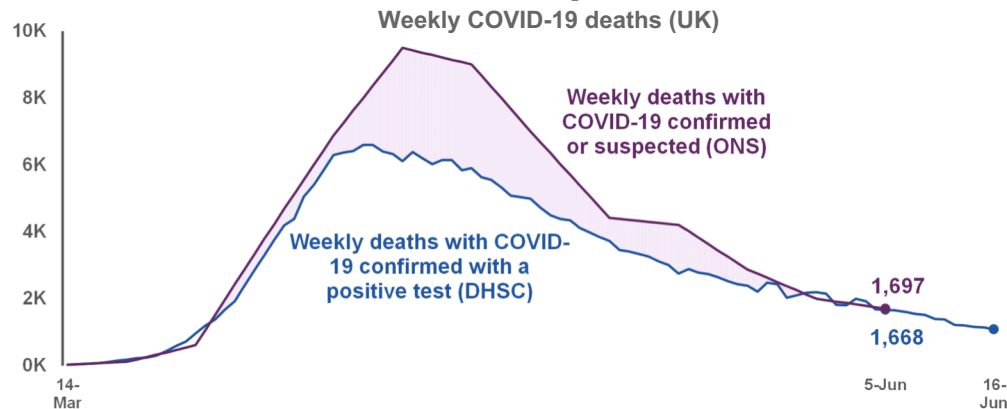
**51,804**

deaths registered in the UK where COVID-19 was mentioned on the death certificate. This includes cases without a positive test and suspected cases.

Up to 5 June, the DHSC reported a total of

**40,261**

deaths where COVID-19 was confirmed with a positive test.



# Annex: Statistical notes

## Testing and new cases (UK)

**Tests:** The [number of tests](#) includes; (i) tests processed through our laboratories, and (ii) tests sent to individuals at home or to satellite testing locations. Tests processed through laboratories are counted at the time of processing in the laboratory and not when they are issued to people. Tests sent to individuals at home or to satellite testing locations are counted when tests are dispatched and not at the time of processing in the laboratory. Testing under Pillar 3 has been included from 1 June.

**Cases:** [Cases](#) are reported when lab tests are completed. This may be a few days after initial testing. Chart date corresponds to the date tests were reported as of the 24 hours before 9am that day. Only includes cases tested positive. There are more cases than confirmed here. There may be a small percentage of cases where the same person has had more than one positive test result for COVID-19.

For more information please see: <https://www.gov.uk/guidance/coronavirus-covid-19-information-for-the-public>

## Data from hospitals

**Estimated daily admissions with COVID-19 (UK):** England data captures people admitted to hospital who already had a confirmed COVID-19 status at point of admission, and adds those who tested positive in the previous 24 hours whilst in hospital. Inpatients diagnosed with COVID-19 after admission are assumed to have been admitted on the day prior to their diagnosis. England data were revised on 8 June to reflect a methodology change in calculating estimated admissions and has resulted in historical revisions of the full time series. Northern Ireland data includes suspected and confirmed COVID-19 admissions by admission date. Wales data includes confirmed and suspected cases, and is the number of admissions to the hospital in the previous 24 hour period up to 9am. The status of COVID/non-COVID is as at the time of reporting not at time of admission. Data for Scotland provides the profile of admissions into hospital for patients who tested positive for COVID-19 in the 14 days prior to admission to hospital, on the day of their admission or during their stay in hospital. The data are published weekly by Public Health Scotland:

<https://beta.isdscotland.org/find-publications-and-data/population-health/covid-19/covid-19-statistical-report/>

**Ventilator beds with COVID-19 patients (UK):** Reporting on bed capacity has shifted from ventilator bed capacity to the number of ventilator beds occupied with COVID-19 patients. The data shows the overall number of Mechanical Ventilation beds that are occupied by COVID patients, by nation. This measure includes both Nightingale hospitals and Dragon's Heart/Ysbyty Calon y Ddraig field hospital. The trends in these graphs are impacted by both reserved and devolved policies. For Wales mechanical ventilator beds cover invasive ventilated beds in a critical care setting, plus those outside of a critical care environment. Scottish figures include people in ICU with confirmed or suspected COVID-19, and may include a small number of patients who are not on mechanical ventilation. England figures include the number of COVID patients in beds which are capable of delivering mechanical ventilation. Northern Ireland figures include the number of COVID patients in beds which are capable of delivering mechanical ventilation.

## People in hospital with COVID-19 (UK)

Community hospitals are included in figures for Wales from 23 April onwards. England and Scottish data includes confirmed cases, Northern Ireland and Welsh data includes confirmed and suspected cases. Due to the way Northern Ireland report, the UK figure is calculated by taking the most recent day for Great Britain plus the previous day for Northern Ireland. National data may not be directly comparable as data about COVID-19 patients in hospitals is collected differently across nations. From 22 May, a change in reporting resulted in some patients in Wales being reclassified as COVID patients. Prior to this date, some COVID positive patients who had been in hospital for 14 days and recovered were reported as non COVID patients. Northern Ireland data were revised on 30 May to reflect a methodology change for calculating the number of COVID inpatients.

# Annex: Statistical notes

## Daily COVID-19 deaths confirmed with a positive test (UK)

Figures on [deaths](#) relate to those who have tested positive for COVID-19. The 7-day rolling average (mean) of daily deaths is plotted on the last day of each seven day period. UK deaths are reported when paperwork is filed, rather than time of death. Deaths are reported in the 24 hours up to 5pm on the previous day. On 1 June the deaths data have been revised to include an additional 445 deaths in England from the period 26 April – 31 May. The published daily series has been revised to show when these deaths were reported. For more information please see: <https://www.gov.uk/guidance/coronavirus-covid-19-information-for-the-public>

## Deaths where COVID-19 was confirmed or suspected (UK)

Figures on [weekly deaths](#) published by Office for National Statistics (ONS). ONS data is based on death registrations where COVID-19 was mentioned. Figures are based on the date the death was registered, not when it occurred. There is usually a delay of at least five days between occurrence and registration. The weekly deaths DHSC figure is a 7-day rolling sum of daily deaths for the seven days that correspond to the ONS measure. Total weekly deaths figures cover the UK.

## Weekly COVID-19 deaths by place of occurrence (UK)

Figures on weekly deaths published by the Office for National Statistics (ONS), National Records of Scotland (NRS) and Northern Ireland Statistics and Research Agency (NISRA). Data are based on death registrations where COVID-19 was mentioned. Figures are based on the date the death was registered, not when it occurred. England and Wales weekly deaths run from Saturday to Friday, Scotland deaths run from Monday to Sunday. Weeks have been aligned to match the ONS method for reporting UK-wide COVID-19 deaths. Non residents are not included in the England and Wales figure to ensure consistency with ONS reporting of UK deaths. For this reason, counts for England and Wales may not sum to the ONS total for "England and Wales". "Other" includes counts from England, Wales and Northern Ireland for Hospices, Communal Establishments (except for Hospitals and Care Homes), and deaths that occurred in settings other than Homes, Hospitals or Care Homes. It includes counts from Scotland for institutions excluding Care Homes and Hospitals. "Hospice" deaths in Northern Ireland which are reported separately by NISRA are included in the "Other" category here, in line with the coding we have used for other countries. In Scotland, hospices cannot be identified separately. As a result, some fall under the "Hospitals" category and others under "Care Homes". In Scotland, "Home" includes other deaths that did not occur in an institution and these numbers are included in the "Home" category on the chart.

## Further information and data

UK - [COVID-19 in the UK](#)

Welsh Government - [NHS activity and capacity during the COVID-19 pandemic](#)

Scottish Government - [COVID-19 daily data for Scotland](#)

Northern Ireland - [COVID-19 statistics](#)