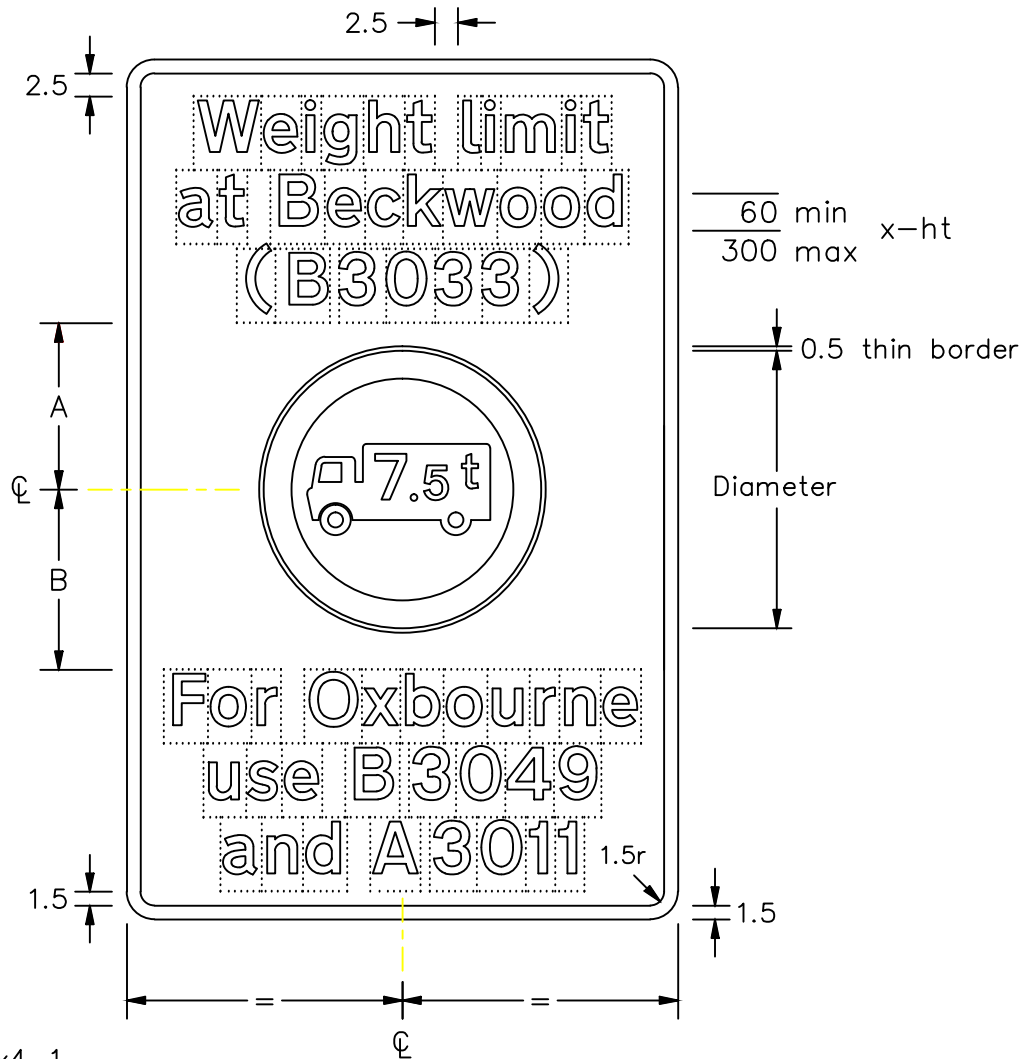


Drawing No.
P 818.4 sheet
1 of 3

Related Drawings
P 622.1A, P 626.2A, P 629, P 629A
P 629.1, P 629.2, P 629.2A

© CROWN COPYRIGHT



- NOTES:
- The legend is from the Transport Medium alphabet at the x-heights shown.
 - The roundel illustrated is proportional to the one shown on drawing P 622.1A. Other roundels which may be used are shown in the table below.
 - The tile outlines do not form part of the sign.
 - COLOURS : Legend & Border ----- WHITE
Background ----- BLUE
Thin border ---- WHITE
Roundel ----- see appropriate drawing
 - DIMENSIONS : x-heights are in millimetres, other dimensions are in stroke widths. (4sw = x-height)
 - See Chapter 7 of the Traffic Signs Manual for further design details in relation to place names and route numbers.
 - See sheet 2 and 3 for variants.

TABLE OF SIZES FOR ROUNDDEL VARIANTS (Stroke Widths)			
Roundel Diagram No.	Diameter	Dimension A	Dimension B
622.1A	30	18	19.5
626.2A (roundel only)	24	15	16.5
629	24	15	16.5
629A	30	18	19.5
629.1	30	18	19.5
629.2	24	15	16.5
629.2A	30	18	19.5

Before using this drawing, confirm that it has not been superseded.

P818x4-1

Department for
Transport

Title: Informatory Sign
ADVANCE WARNING OF
PROHIBITION or RESTRICTION

Issue: Date:
A: 6.8.04
B: 11.11.11
C:

Drawn by : L.W.
Approved by: R.M.

Dimensions :
SEE
NOTE 5

Drawing No.
P 818.4
Sheet 1 of 3

Drawing No.

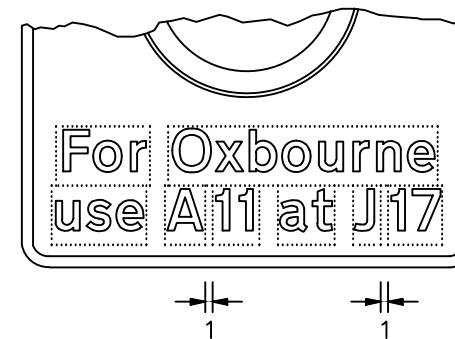
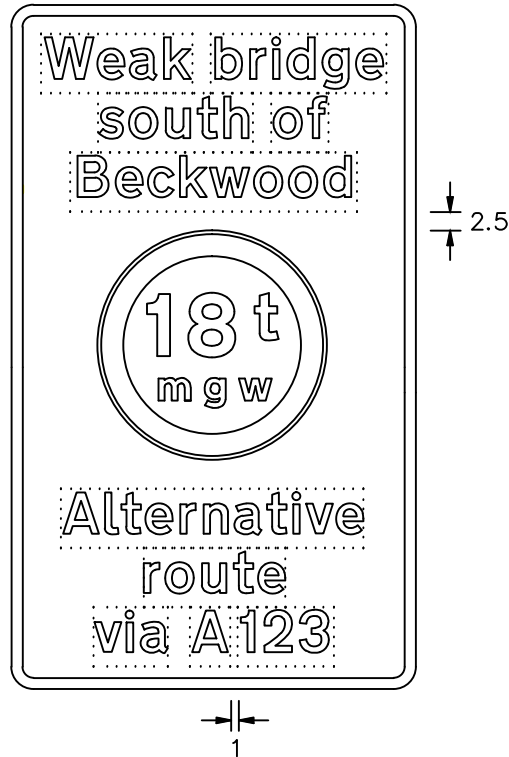
P 818.4 sheet
2 of 3

Related Drawings

P 622.1A, P 626.2A, P 629, P 629A
P 629.1, P 629.2, P 629.2A

© CROWN COPYRIGHT

- NOTES: 1. The legend is from the Transport Medium alphabet at the x-heights shown on sheet 1.
2. The roundel illustrated is proportional to the one shown on drawing P 626.2A. Other roundels which may be used are shown in the table on sheet 1.
3. The tile outlines do not form part of the signs.
4. COLOURS : Legend & Border ----- WHITE
Background ----- BLUE
Thin border to roundel ----- WHITE
Roundel ----- see appropriate drawing
5. DIMENSIONS : See sheet 1 for x-heights. Other dimensions are in stroke widths. (4sw = x-height)
- See Chapter 7 of the Traffic Signs Manual for further design details in relation to place names, route numbers and diversion route symbols.
6. See sheet 1 and 3 for other dimensions and variants.



P818x4-2

Before using this drawing, confirm that it has not been superseded.

Department for
Transport

Title: Informatory Signs
ADVANCE WARNING OF PROHIBITION
or RESTRICTION (variants)

Issue: Date:
A: 6.8.04
B: 11.11.11
C:

Drawn by : L.W.
Approved by : R.M.

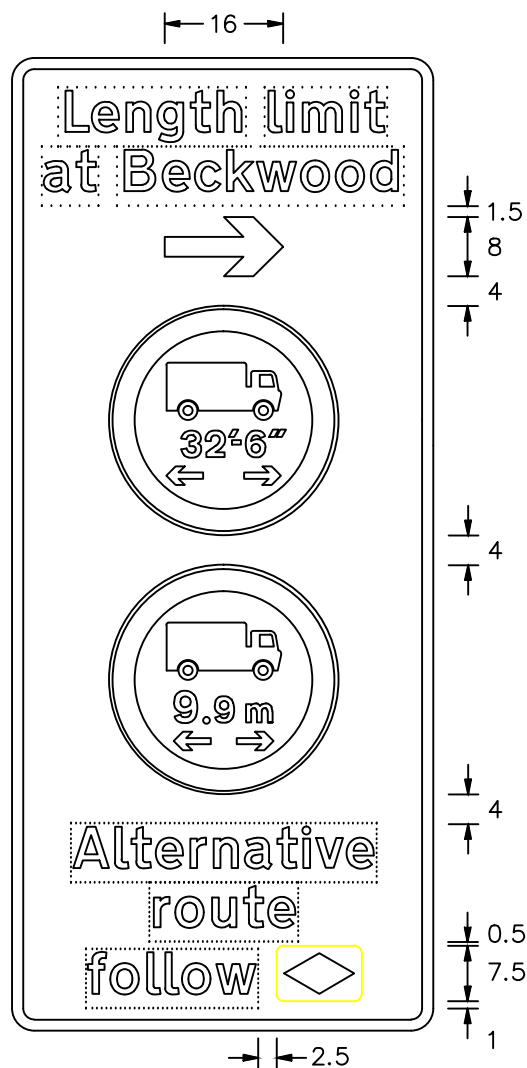
Dimensions :
SEE
NOTE 6

Drawing No.
P 818.4
Sheet 2 of 3

Drawing No. P 818.4 sheet 3 of 3	Related Drawings P 622.1A, P 626.2A, P 629, P 629A P 629.1, P 629.2, P 629.2A
--	---

© CROWN COPYRIGHT

- NOTES: 1. The legend is from the Transport Medium alphabet at the x-heights shown on sheet 1.
2. The roundels illustrated are proportional to the one shown on drawing P 629.1. Other roundels which may be used are shown in the table on sheet 1.
3. Details of diversion route symbols are given on drawing S 56 sheet 2.
4. The tile outlines do not form part of the sign.
5. COLOURS : Legend, Arrow & Border --- WHITE
Background ----- BLUE
Thin border to roundel ---- WHITE
Roundel ----- see appropriate drawing
Diversion Route Symbol ---- BLACK symbol, YELLOW patch
6. DIMENSIONS : See sheet 1 for x-heights. Other dimensions are in stroke widths. (4sw = x-height)
7. See Chapter 7 of the Traffic Signs Manual for further design details in relation to place names, route numbers and diversion route symbols.
8. See sheet 1 and 2 for other dimensions and variants.
9. The metric (but not the imperial) sign may be omitted.



P818x4-3

Before using this drawing, confirm that it has not been superseded.

Department for Transport	Title:	Regulatory Sign	Issue:	Date:	Drawn by :	Dimensions :	Drawing No.
		ADVANCE WARNING OF PROHIBITION or RESTRICTION (variant)	A:	6.8.04	L.W.	SEE NOTE 6	P 818.4
			B:	11.11.11	Approved by:		Sheet 3 of 3
			C:		R.M.		