



18 March 2020

Year: 2020

Week: 11

In This Issue:

- Key messages
- Syndromic indicators at a glance
- Data summary
- Indicators by syndrome:
- Total syndromic calls
- Breathing problems
- Heat/cold exposure
- Falls/ back injuries - traumatic
- Cardiac/ respiratory arrest
- Chest pain
- Overdose/ ingestion/ poisoning
- Unconscious/ passing out
- Introduction to charts
- Notes and further information
- Acknowledgements

Key messages

Data to: 15 March 2020

Ambulance calls for breathing problems continued to increase during week 11, however, there was no apparent increase in the severity of these calls (figures 2 and 2a). Chest pain calls also increased in week 11 (figure 6).

A Cold Watch System operates in England from 1 November to 31 March each year. As part of the Public Health England Cold Weather Plan for England the PHE Real-time Syndromic Surveillance Team will be monitoring the impact of cold weather on syndromic surveillance data during this period.

Cold weather alert level (current reporting week): 1 **Winter preparedness**

<http://www.metoffice.gov.uk/weather/uk/coldweatheralert/>

Syndromic indicators at a glance:

Indicator		Calls*	Trend†	Level‡
Breathing problems		17,800	increasing	above baseline levels
Heat/ cold exposure		32	no trend	similar to baseline levels
Falls/ back injuries - traumatic		13,080	no trend	similar to baseline levels
Cardiac	Cardiac/ respiratory arrest	2,034	no trend	above baseline levels
	Chest pain	13,425	increasing	above baseline levels
Overdose/ ingestion/ poisoning		4,312	no trend	above baseline levels
Unconscious/ passing out		7,659	no trend	similar to baseline levels

* Number of syndromic calls received by PHE in the reporting week

† Trend is defined as the overall activity over the last few weeks

‡ Current activity in comparison to historical baselines, which have been constructed using data from 1 January 2018

Data summary:

Daily total syndromic counts and number of English ambulance trusts for which data is included in this bulletin.

Day	Trusts*	Week 11
Monday	10	15,720
Tuesday	10	15,751
Wednesday	10	15,783
Thursday	10	15,700
Friday	10	15,911
Saturday	10	16,147
Sunday	10	16,474
Total	(max) 10	111,486

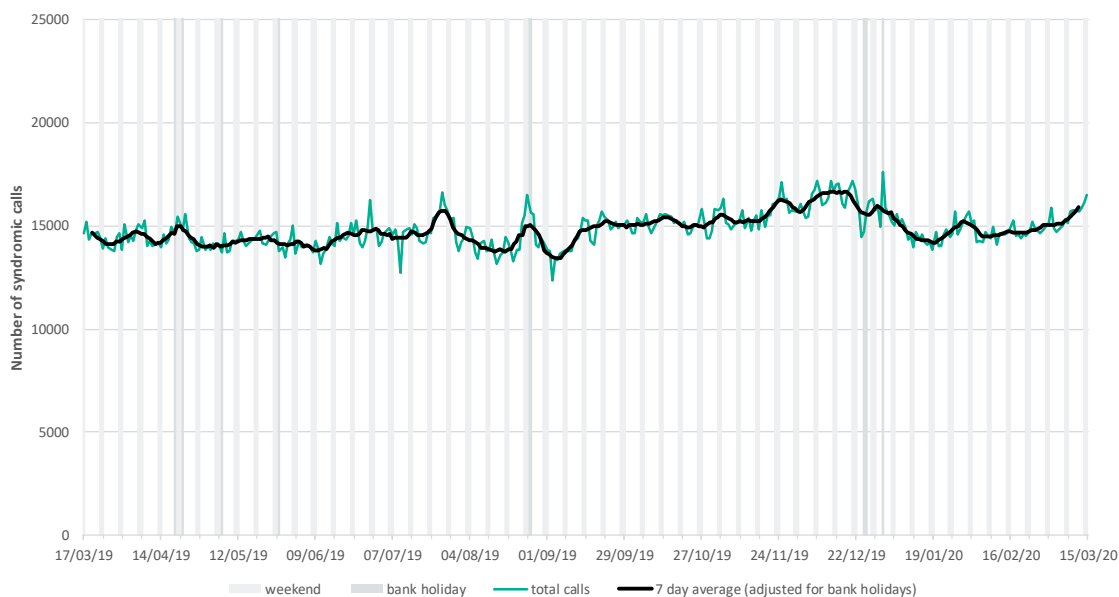
* Ambulance Trusts (England) submitting daily syndromic surveillance data included in report

18 March 2020

Year: 2020 Week: 11

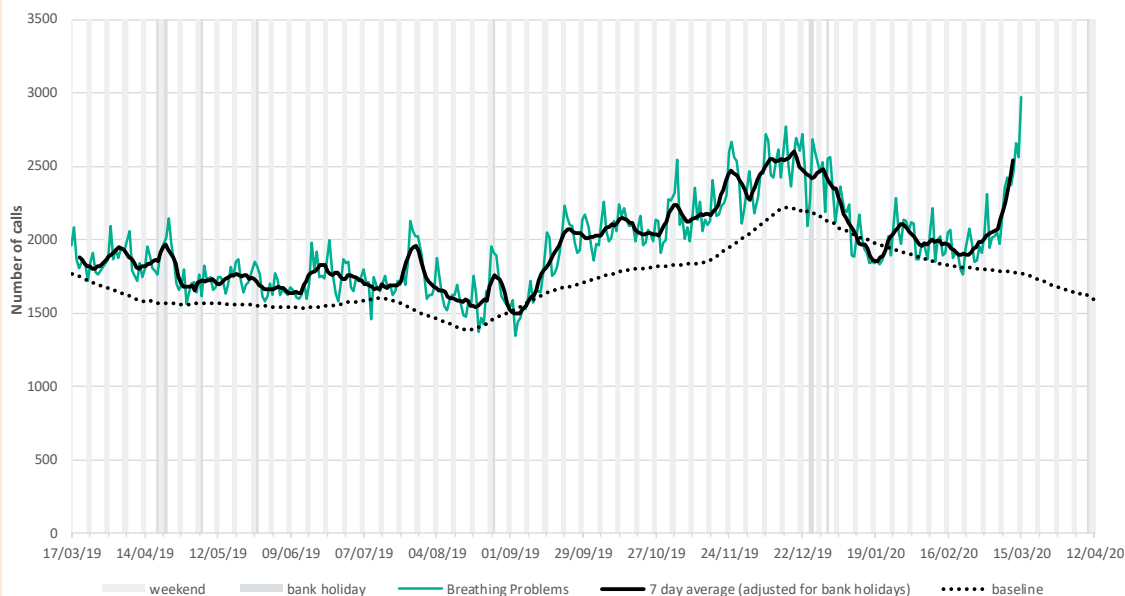
1: Total syndromic calls.

The total number of syndromic calls recorded each day, all ages, England.



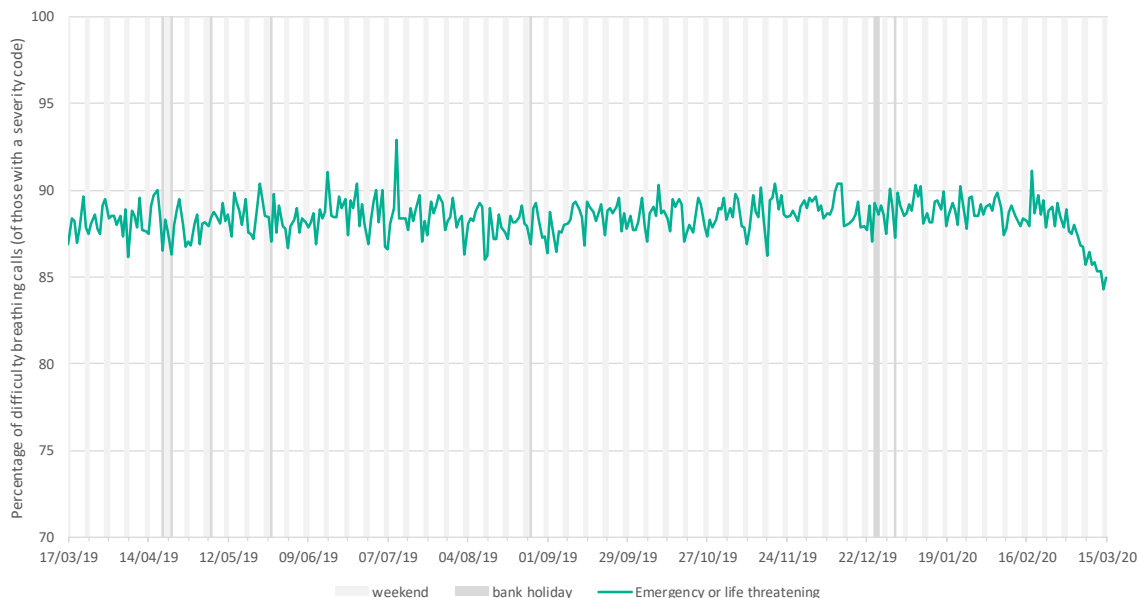
2: Breathing problems.

Daily number of calls related to 'breathing problems', England.



2a: Breathing problems: severity of illness.

Percentage of daily breathing problems calls categorised as emergency or life threatening.



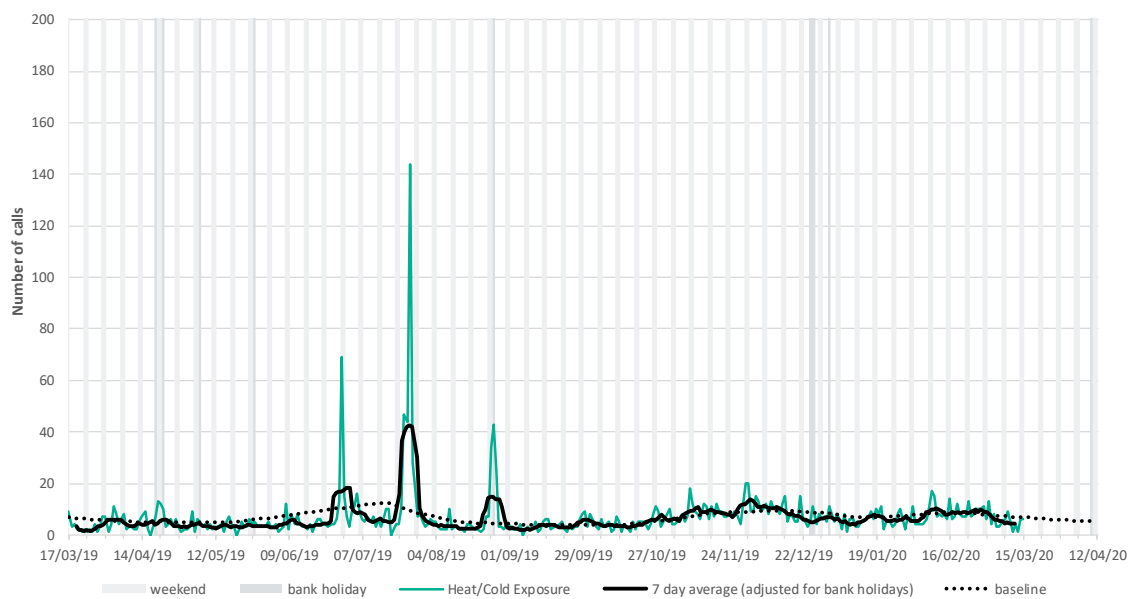
* 7-day moving average adjusted for bank holidays.

18 March 2020

Year: 2020 Week: 11

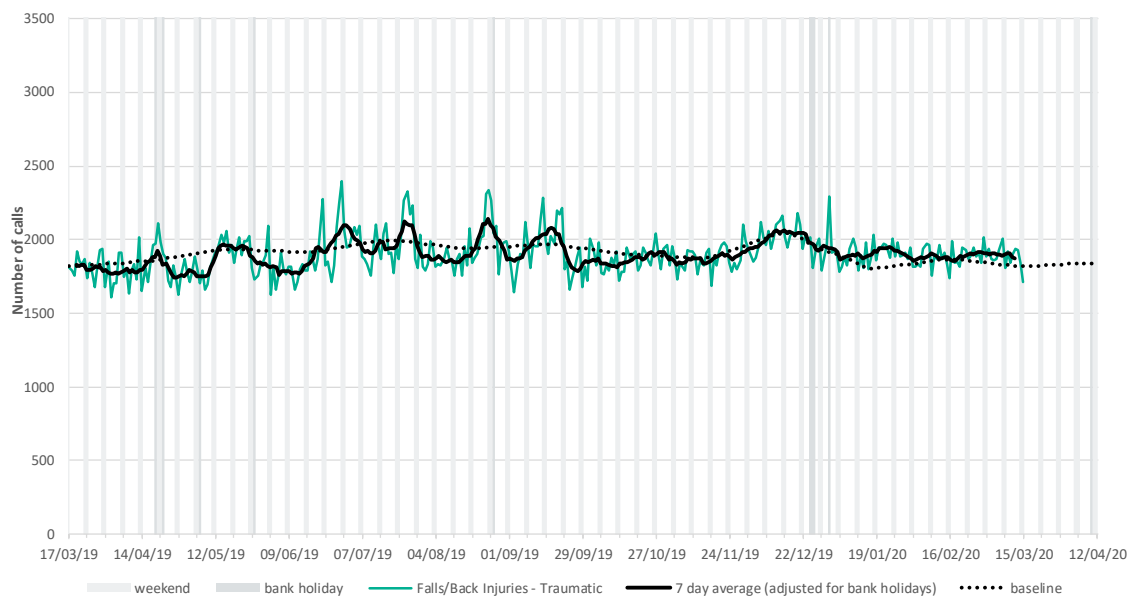
3: Heat/cold exposure.

Daily number of calls related to 'heat/ cold exposure, England.



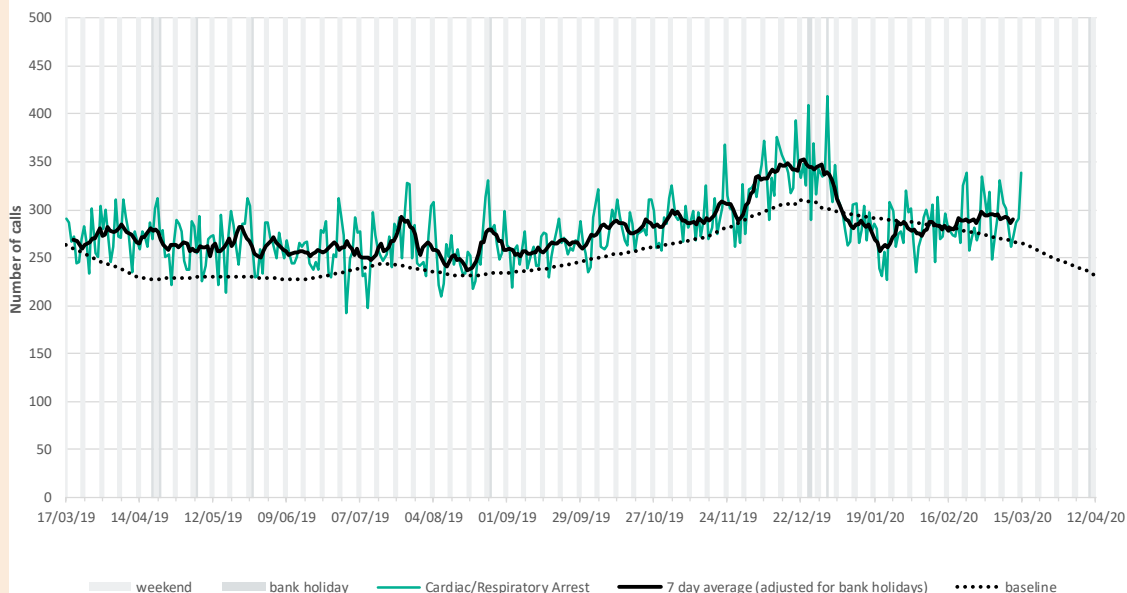
4: Falls/ back injury - traumatic.

Daily number of calls related to 'falls/ back injury - traumatic', England.



5: Cardiac/respiratory arrest.

Daily number of calls related to 'cardiac/ respiratory arrest', England.



* 7-day moving average adjusted for bank holidays.

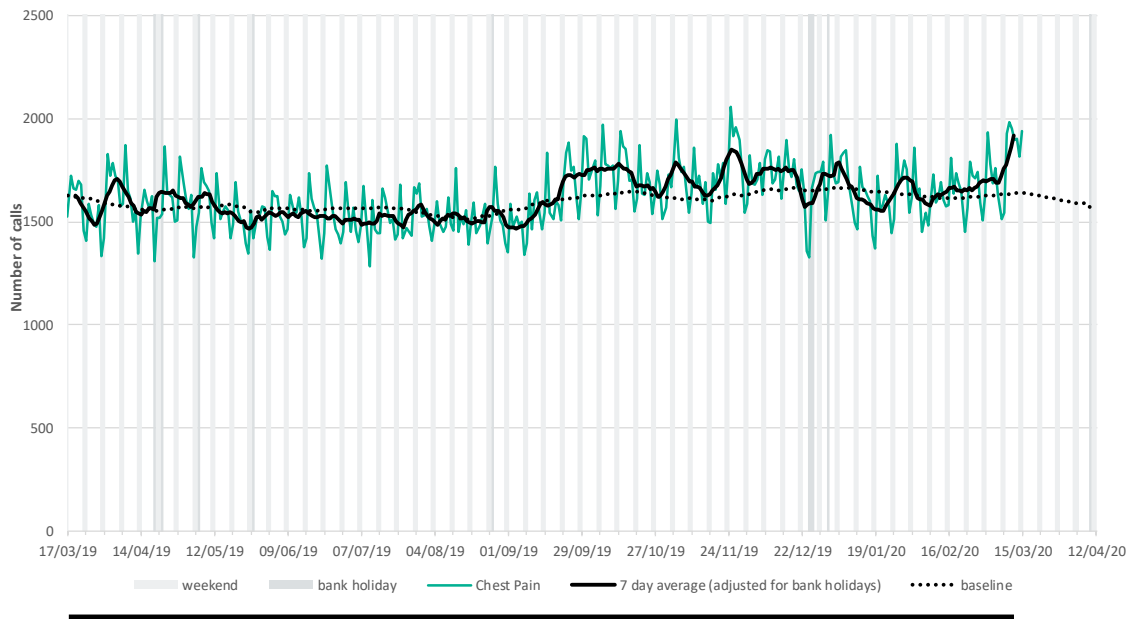
18 March 2020

Year: 2020

Week: 11

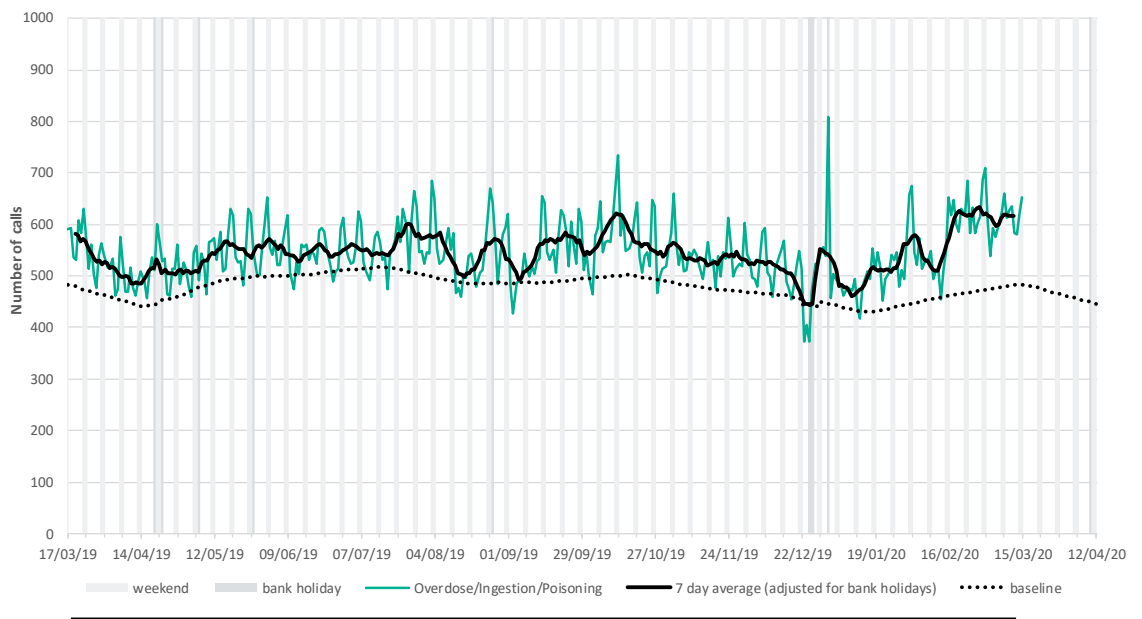
6: Chest pain.

Daily number of calls related to 'chest pain', England.



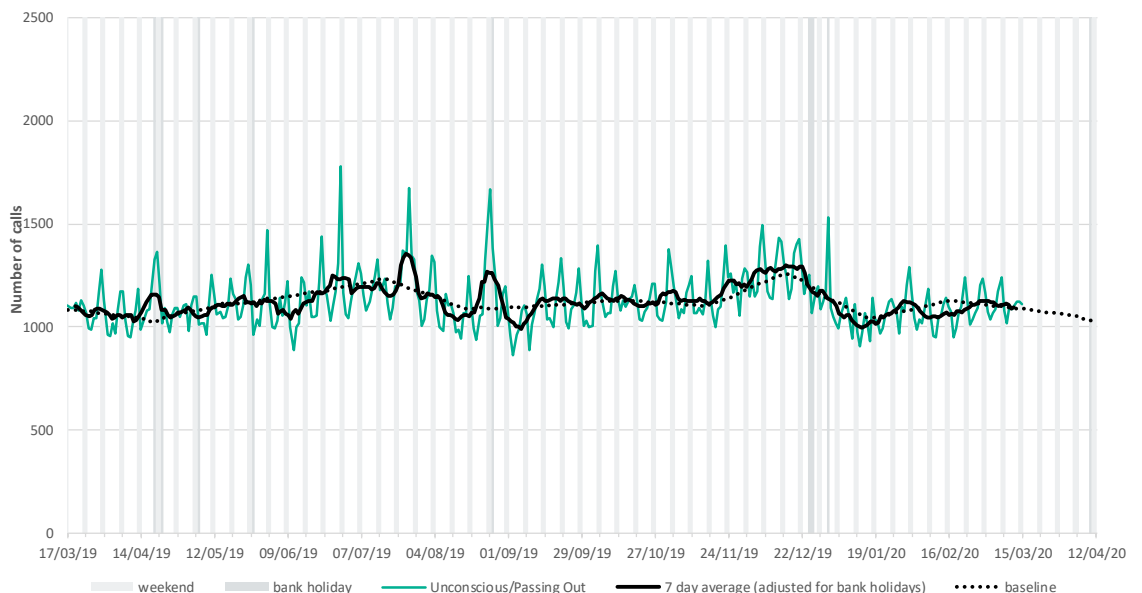
7: Overdose/ ingestion/ poisoning.

Daily number of calls related to 'overdose/ ingestion/ poisoning', England.



8: Unconscious/ Passing out.

Daily number of calls related to 'unconscious', England.



* 7-day moving average adjusted for bank holidays.

Introduction to charts:

- A 7-day moving average (adjusted for bank holidays) is overlaid on the daily data reported in each chart, unless specified.
 - Baselines have been constructed using historical data since 1 January 2018.
 - National ambulance syndromic surveillance (NASS) call data are analysed by the Real-time Syndromic Surveillance Team (ReSST) on a daily basis to identify national and regional trends. A statistical algorithm underpins each syndromic surveillance system, routinely identifying activity that has increased significantly or is statistically significantly high for the time of year. Results from these daily analyses are assessed by the ReSST, along with analysis by age group, and anything deemed of public health importance is alerted by the team
-

Notes and further information:

Coverage:

- Total syndromic calls includes all calls where the chief presenting complaint can be mapped to one of the syndromic indicators monitored by Public Health England.
- Some indicators are not routinely presented in this report.
- Total syndromic calls is lower than the total number of calls received by ambulance trusts.

Description of included NASS indicators:

- **Breathing Problems:** persons finding it difficult to breathe.
 - **Heat/Cold Exposure:** heat or cold exposure.
 - **Falls/Back Injuries - traumatic:** persons falling or having a back injury.
 - **Cardiac/Respiratory Arrest:** persons who have stopped or have ineffective breathing or/and no pulse.
 - **Chest Pain:** persons experiencing chest pain or chest discomfort.
 - **Overdose/Ingestion/Poisoning:** overdoses, ingestion of a substance or poisoning.
 - **Unconscious/Passing out:** persons who are unconscious, not alert or fainting.
-

Acknowledgements:

We would like to thank:

- North East, North West, Yorkshire, East Midlands, West Midlands, East of England, London, South East Coast, South Central, and South Western NHS Ambulance Trusts for submitting anonymised, daily data to the National Ambulance Syndromic Surveillance system
 - The Association of Ambulance Chief Executives for their support in establishing this system.
-

Contact ReSST:
syndromic.surveillance
@phe.gov.uk

National Ambulance Syndromic Surveillance System Bulletin.

Produced by: PHE Real-time Syndromic Surveillance Team
1st Floor, 5 St Philips Place, Birmingham, B3 2PW
Tel: 0344 225 3560 > Option 4 > Option 2

Web: <https://www.gov.uk/government/collections/syndromic-surveillance-systems-and-analyses>