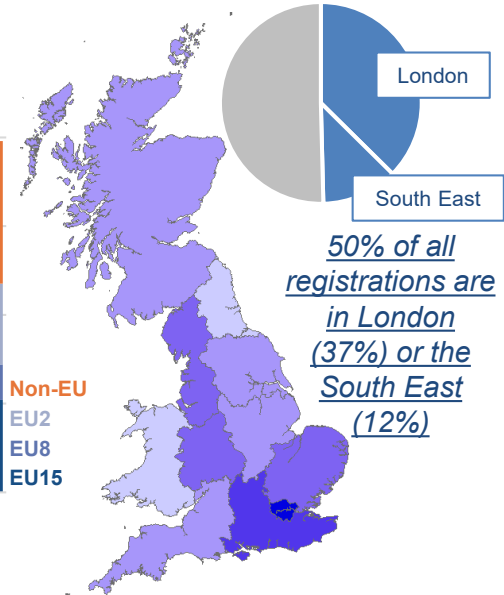
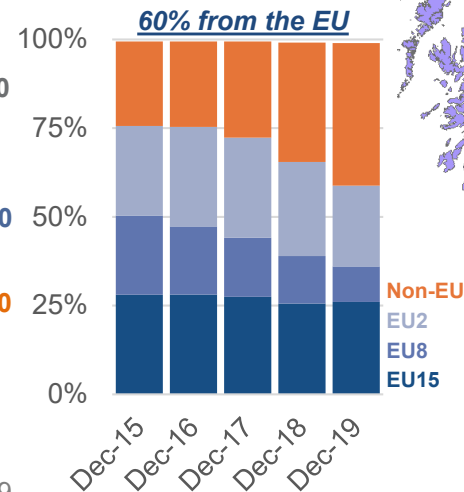
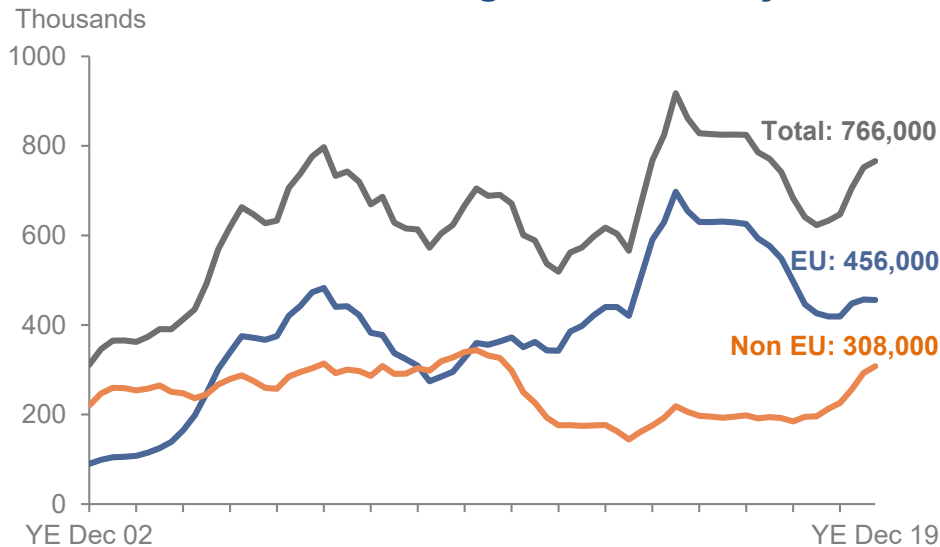




Department
for Work &
Pensions

National Insurance Numbers Allocated to Adult Overseas Nationals Registrations to December 2019

766 thousand NINOs registered in the year to December 2019



Changes from the previous year : By world area (in thousands)

World areas	YE Dec 18 total	YE Dec 19 total	% change from previous year
Total	633	766	+21%
European Union	419	456	+9%
(of which) EU15	162	200	+23%
(of which) EU8	85	77	-9%
(of which) EU2	168	174	+4%
Non-European Union	213	308	+45%

...and the top 5 Nationalities. Registrations to December 2019 (thousands) and % change from the previous year.

EU		Non EU	
Romania	136 (+1%)	India	78 (+71%)
Italy	53 (+23%)	Pakistan	20 (+43%)
Poland	41 (-10%)	China	14 (+24%)
Bulgaria	39 (+16%)	United States	14 (+29%)
Spain	38 (+23%)	Nigeria	14 (+44%)

Nationalities with the largest increases in registrations in the year to December 2019 are: India (see above), Italy (see above), Spain (see above), Pakistan (see above) and Portugal up 30% to 25,000.