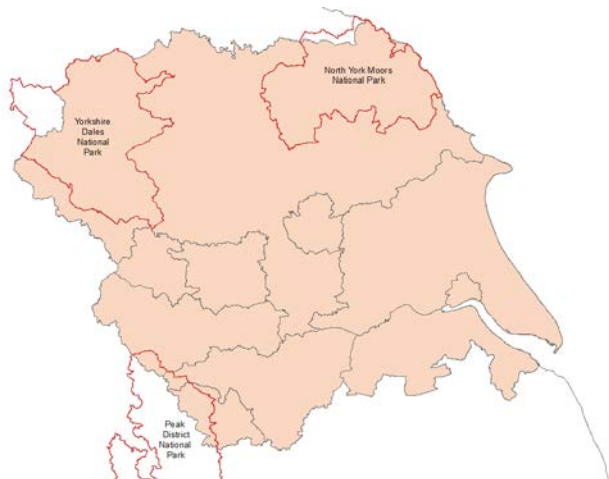


Yorkshire & the Humber



The **Yorkshire & the Humber** region comprises the East Riding, Kingston upon Hull, N & NE Lincolnshire, City of York, North Yorkshire, South Yorkshire, West Yorkshire. Parts of the Peak District, Yorkshire Dales and North York Moors National Parks are within the region.

For the **Yorkshire & the Humber** region:

- Total Income from Farming decreased by 29% between 2014 and 2018 to £365 million.
- The biggest contributors to the value of the output (£2.4 billion), which were pigs for meat (£367 million), poultry meat (£270 million) wheat (£267 million), and milk (£207 million), together account for 47%. (Source: Defra [Aggregate agricultural accounts](#))

In **Yorkshire & The Humber** the average farm size in 2018 was 93 hectares. This is larger than the English average of 86 hectares.

Predominant farm types in **Yorkshire & The Humber** region in 2018 were Grazing Livestock farms and Cereals farms which accounted for 33% and 30% of farmed area in the region. Although Pig farms accounted for a much smaller proportion of the farmed area, the region accounted for 37% of the English pig population.

Land:

	Yorkshire & The Humber	England
Farmed area (th. ha)	1,146	9,160
Average Farm size (ha)	93	86
% of farmed area that is:		
Rented	34%	33%
Arable area ^(a)	52%	52%
Permanent pasture	35%	36%

(a) Includes arable crops, uncropped arable land and temporary grass
Source: Defra, June Survey

Crops:

(Thousand hectares)	Yorkshire & The Humber	England
Wheat	230 (13%)	1,619
Barley	123 (14%)	807
Oilseed rape	74 (15%)	545
Potatoes	18 (17%)	106
Field veg	16 (16%)	95
Glasshouse	0.2 (13%)	1

Figures in brackets denote the proportion which the region contributes to the English total. (Source: Defra, June Survey)

Livestock:

(Thousand head)	Yorkshire & The Humber	England
Cattle	536 (10%)	5,202
Dairy herd	81 (7%)	1,116
Beef herd	82 (12%)	689
Pigs	1,501 (37%)	4,038
Poultry	17,012 (12%)	139,689
Table chicken	11,370 (12%)	95,849
Turkeys	381 (10%)	3,985
Sheep	2,141 (14%)	15,651

Figures in brackets denote the proportion which the region contributes to the English total. (Source: Defra, June Survey)

Labour:

	Yorkshire & The Humber	England
Total Labour ^(a)		
People:	32,994	309,039
Per farm ^(b)	2.7	2.9
Regular workers		
People:	7,274	69,242
Per farm ^(b)	0.6	0.7
Casual workers		
People:	3,230	49,853
Per farm ^(b)	0.3	0.5
% full time ^(c)	49%	44%
% part time ^(c)	38%	36%
% casual	10%	16%

(a) Farmers, partners, directors, spouses, salaried managers, regular and casual workers

(b) Averaged across all farms in region

(c) Excludes salaried managers

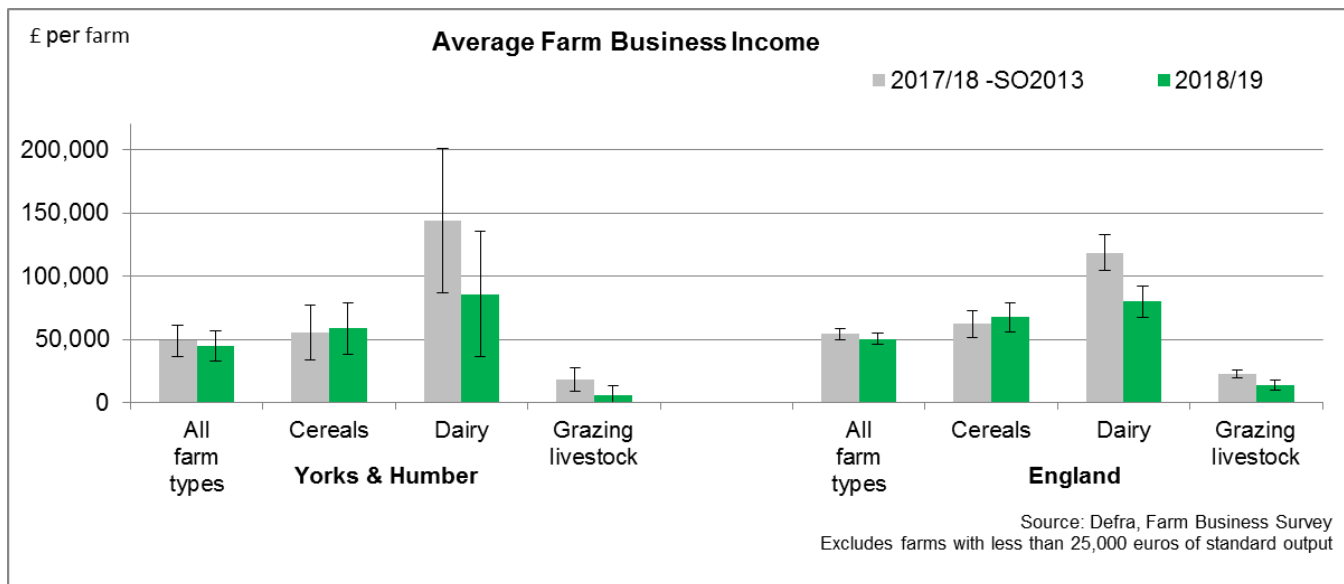
Source: Defra, June Survey

Farm Business Income (FBI) 2018/19 (a):

(£ per farm)	Yorkshire & The Humber	England
All types	44,700	50,400
Cereals	58,500	67,300
Grazing Livestock	5,400	13,500

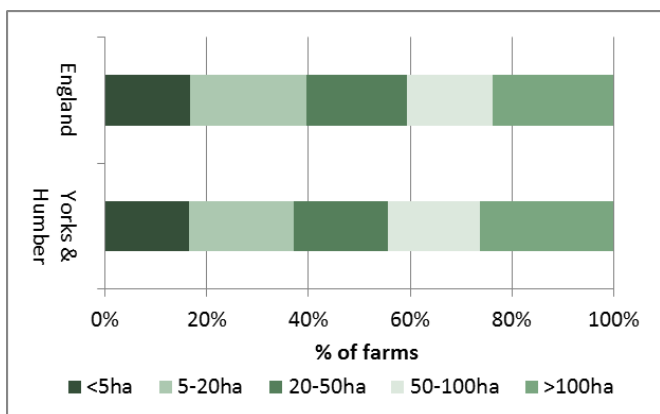
(a) Years ending February, excludes farms with less than 25,000 euros of standard output (Source: Defra Farm Business Survey)

Defra Statistics: Agricultural facts - commercial holdings at June 2018 (unless stated)

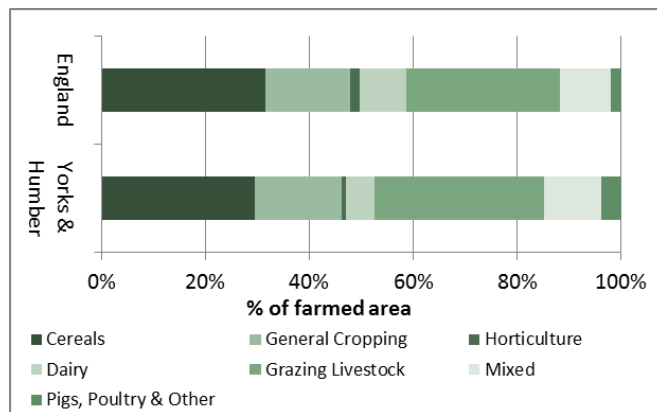
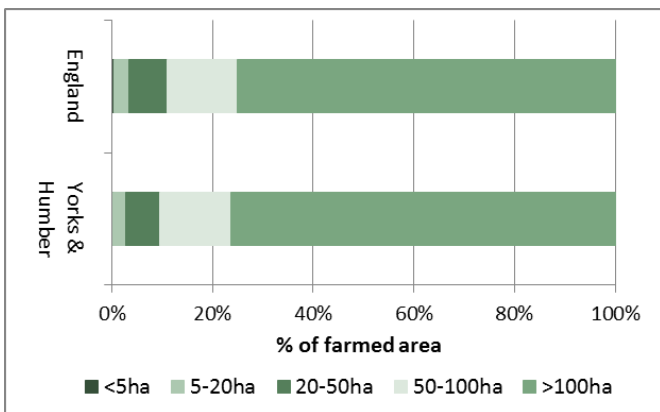
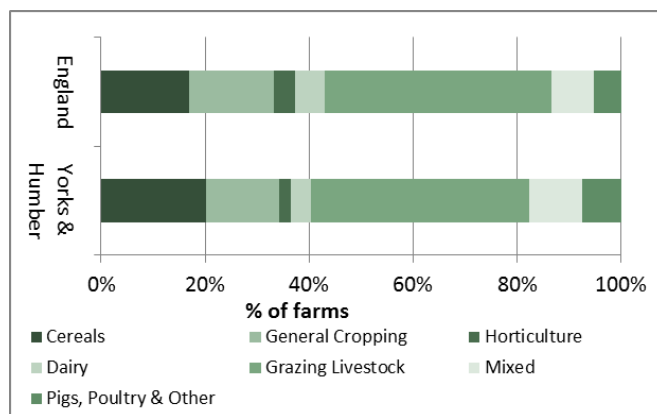


Lines indicate the 95% confidence intervals

Distribution of farms by size



Distribution of farms by type



Source: Defra, June Survey

Further information and other geographical classifications from the Defra June Survey can be found at: <https://www.gov.uk/government/statistical-data-sets/structure-of-the-agricultural-industry-in-england-and-the-uk-at-june>

England regional data for aggregate agricultural accounts can be found at: <https://www.gov.uk/government/statistics/agriculture-in-the-english-regions>

English county data for farm accounts from the Farm Business Survey can be found at: <http://www.farmbusinesssurvey.co.uk/DataBuilder/Default.aspx?Menu=Menu&Module=Counties>

Any enquiries regarding this publication should be sent to us at:
 Farming Statistics, Department for Environment, Food and Rural Affairs,
 Room 202, Zone 1, Foss House, Kings Pool, 1-2 Peasholme Green, York YO1 7PX
 Tel: 03000 600170. Email: farming-statistics@defra.gov.uk