

National Insurance Numbers Allocated to Adult Overseas Nationals

Registrations to June 2019.

Quarterly

Published 22nd August 2019

United Kingdom

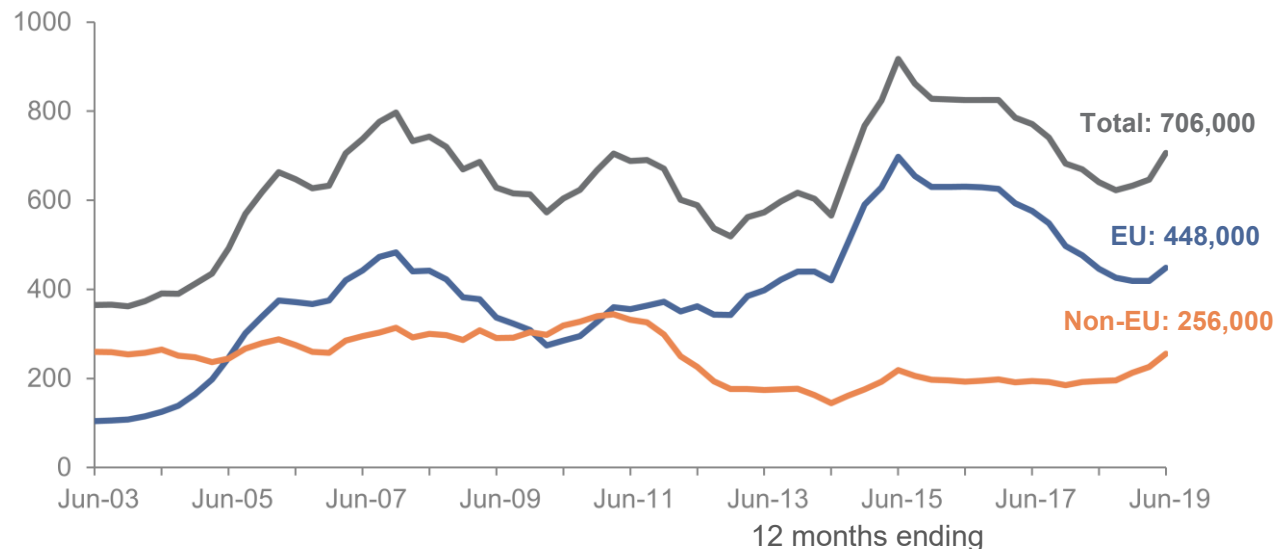
Official Statistics

What do these statistics show? A National Insurance Number (NINo) is generally required by any adult overseas national looking to work or claim benefits / tax credits in the UK. As such they show a count, by individual nationality, of the number of NINos registered to adult non-UK nationals each quarter, irrespective of the length of stay in the UK. The NINo statistics are not a count of the number of adult non-UK nationals currently residing in the UK.

Main stories

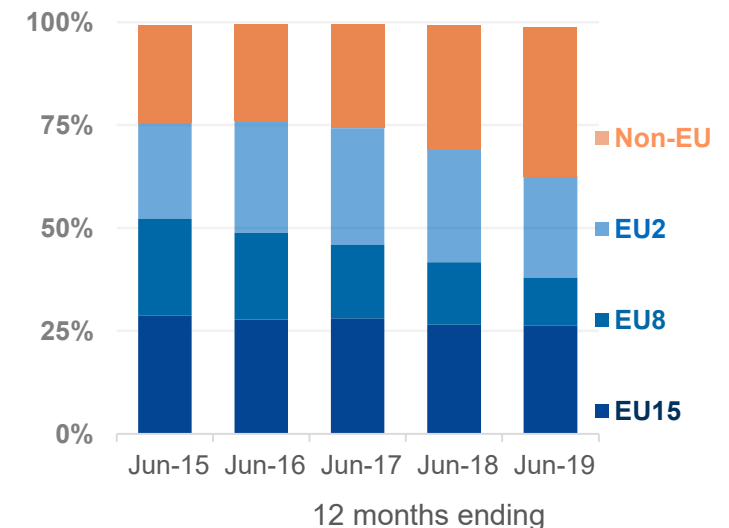
706 thousand NINos registered in the year to June 2019: a 10% increase on the previous year.

Registrations in thousands



The increase in registrations seen during the last year to June 2019 is likely to reflect the processing of pending applications and increased operational activity resulting from the opening of two new processing centres.

In the year to June 2019, 63% of all NINo registrations were allocated to EU nationals: a decrease of 7 percentage points from the previous year.



At a glance

Page

[Where in the world are people registering from?](#)

3

[Where in the UK are people registering?](#)

4

[About the statistics](#)

5

[Where to find out more](#)

5

Lead Statistician: Ali Spahiu

ali.spahiu@dwp.gsi.gov.uk

DWP Press Office: 0203 267 5144

Comments and feedback are welcome

Published 22nd August 2019

Next edition on 28th November 2019

© Crown copyright

DWP publish annual official statistics every August, showing the number of non-UK nationals (at point of NINo registration) claiming a range of working age benefits.

These statistics have now been developed to cover Universal Credit and Housing Benefits.

What you need to know

These statistics are designated as official statistics – see [Status: Official statistics](#)

What can you use these figures for?

✓ they provide a 100% count of foreign nationals registered for a NINo in a quarter; what their nationality was at the time of registering and where they registered.

What you cannot use these figures for:

✗ As a count of quarterly or annual migration to the UK.

✗ The number of foreign nationals who have started work or are currently in work.

✗ The number of foreign nationals who are currently in the UK.

Further information including detail on uses and limitations of the series can be found in [background information](#).

This summary contains statistics on National Insurance Numbers (NINo) allocated to adult overseas nationals, covering the period from January 2002 to June 2019.

The NINo statistics show the number of people registered for a NINo in order to work or to claim benefits / tax credits and are one of a number of supplementary measures produced by Government of in-migration to the UK.

Although quarterly registration figures are provided in the accompanying EXCEL tables, care should be taken when interpreting quarterly changes as they might reflect changes in operational activity. Annual year-on-year changes are more reliable to reflect longer-term trends.

The statistics are published as part of the scheduled timetable for the release of cross-Government migration statistics. The [Migration Statistics Quarterly Report \(MSQR\)](#) is a summary of the quarterly releases of official international migration statistics by the Office for National Statistics (ONS).

Comparisons with other sources of migration:

NINo statistics are not a direct measure of long term migration and therefore are not directly comparable with ONS long-term estimates of immigration. On 7 March 2016, the ONS published an [information note](#) explaining the reasons why long-term international immigration figures from the International Passenger Survey (IPS) could differ from the number of NINo registrations. This was followed by an [analytical paper](#) presenting analysis that has been undertaken across government to help understand why the 2 series are showing different trends, with focus on EU migration.

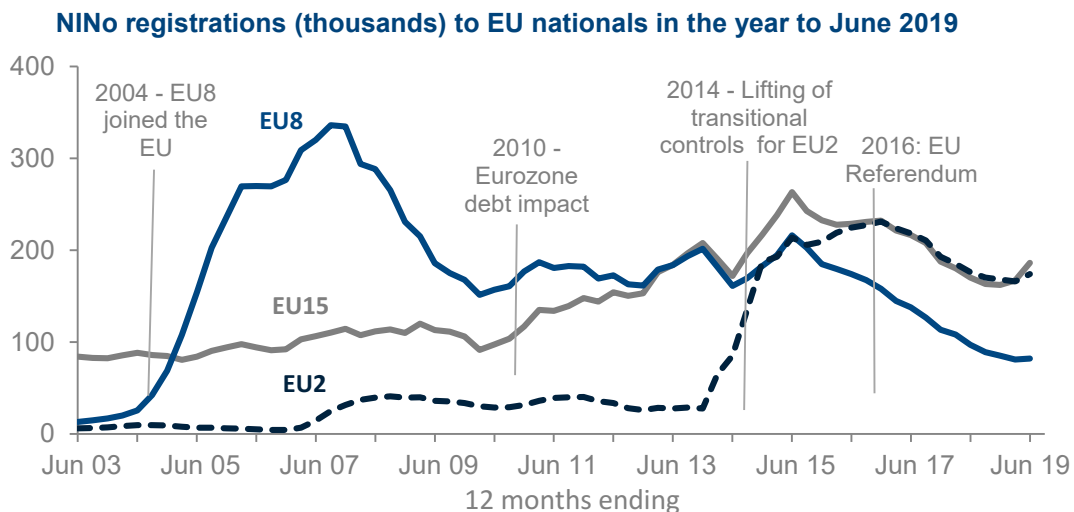
EU groupings used within migration statistics:

EU15 (original EU members), EU8 (joined the EU in 2004), EU2 (Romania & Bulgaria) and European Union Other.

For reporting purposes, countries have been grouped into 'world areas' based primarily on geographical location, for more details see [World Areas](#)

Where in the world are people registering from?

Registrations to EU nationals vary across EU sub-groups



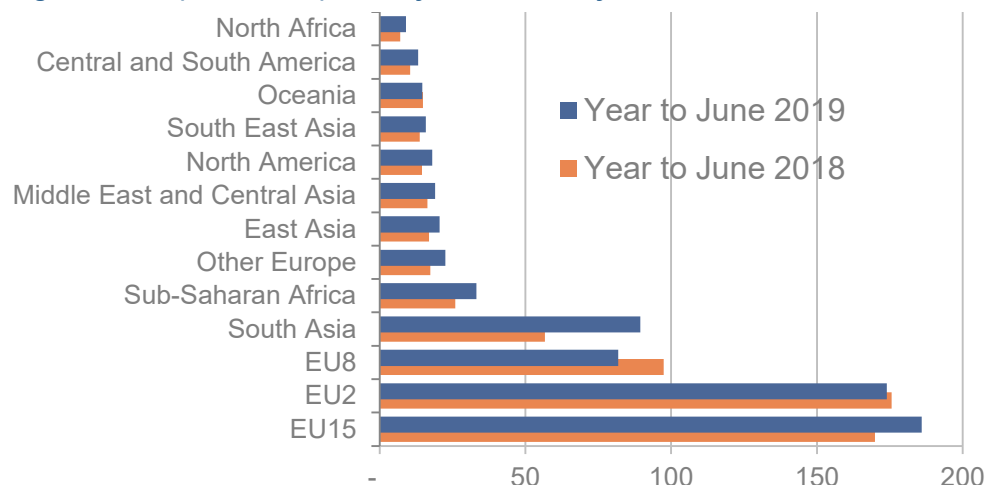
- In the year to June 2019, there were 448,000 NINo registrations by EU nationals. This is broadly the same to the number of NINo registration by EU nationals in the year to June 2018.
- Registrations across all EU sub groups and change from previous year:
 - EU15 up 9% to 186,000
 - EU8 down 16% to 82,000
 - EU2 down 1% to 174,000
- Registrations to EU8 nationals now account for 18% of all EU registrations, this is down from 74% in 2007.

Note: There was a sharp rise in NINo registrations in 2014 following the removal of restrictions on work for EU2 citizens. Some of this is reflecting individuals who were residing in the UK prior 2014 and would only have been able to register for a NINo after that date (see [arrival to registration analysis on EU2 nationals](#)).

- In the year to June 2019 registrations to non-EU national increased by 32%, to 256,000. 48% of this increase was contributed by the increase of registrations to Indian nationals.

Outside of the EU, South Asia has the most registrations

Registrations (thousands) in the year to June by world area



Top 5 individual nationalities, registrations in year to June 2019 (thousands) and the % change from previous year.

EU	Non EU
Romania 138 (-3%)	India 64 (+86%)
Italy 50 (+11%)	Pakistan 16 (+15%)
Poland 44 (-15%)	United States 13 (+31%)
Bulgaria 36 (+6%)	China 12 (+9%)
Spain 35 (+8%)	Nigeria 11 (+37%)

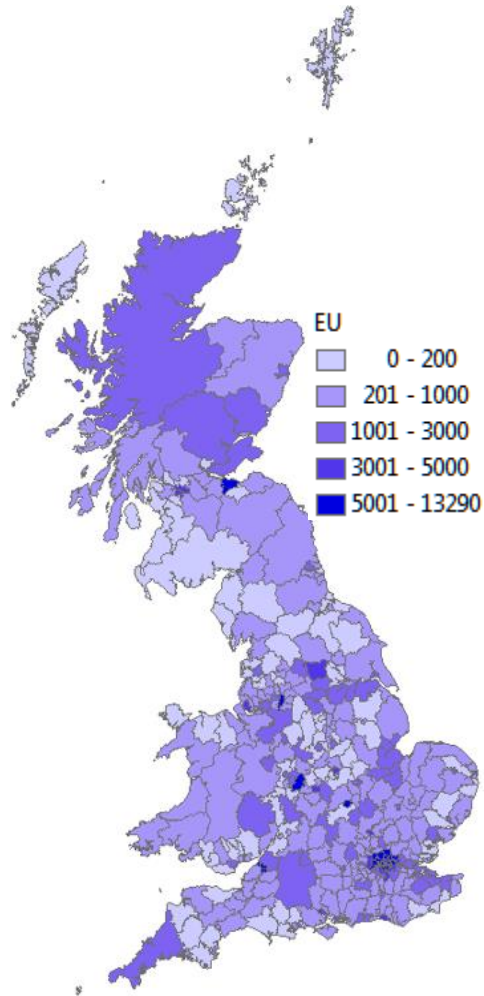
Nationalities with the largest increases in registrations in the year to June 2019 are: India (see above), Italy (see above), Greece up 25% to 17,000 and Croatia up 361% to 3,000.

Where in the UK are people registering?

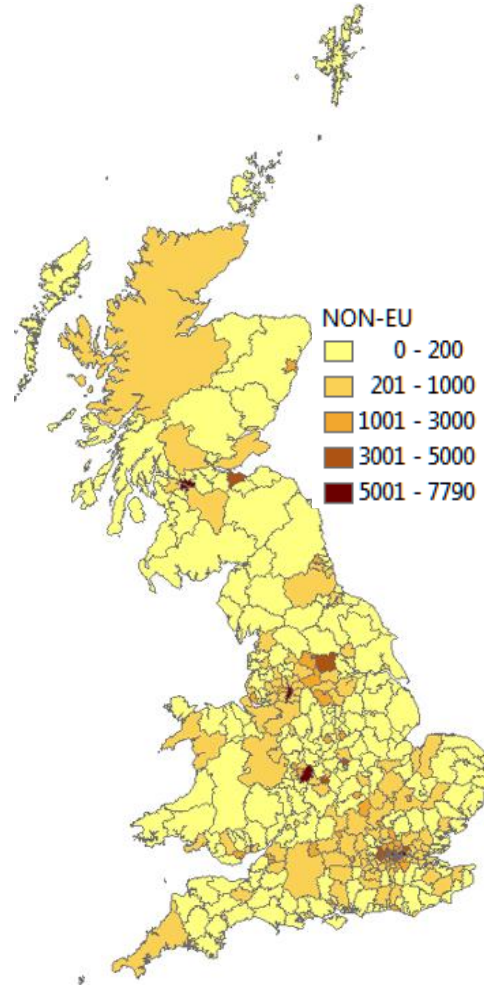
Almost half of all registrations are in London or the South East

NINo registrations Year to June 2019, by Local Authority at time of registration

European Union

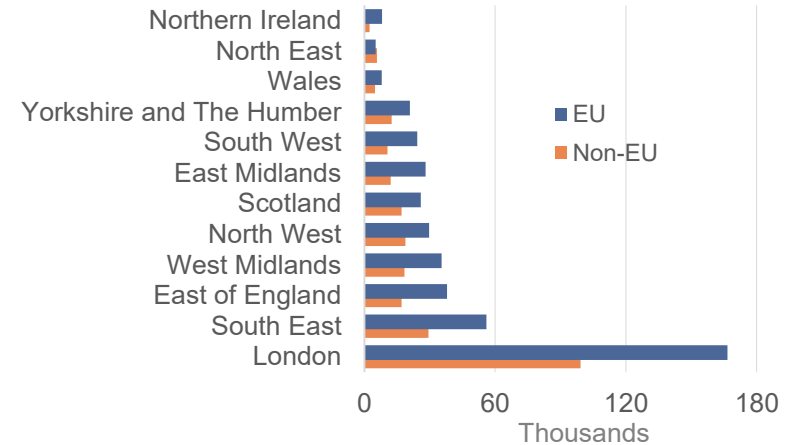


Non European Union



The darker areas of the map show local authorities with higher levels of registrations
Click [here](#) for the interactive version: NINo registrations

EU and Non-EU NINo registrations: Year to June 2019, by region



Top 10 Local Authorities	Registrations
Newham	20,000
Tower Hamlets	18,000
Brent	16,000
Birmingham	15,000
Westminster	12,000
Ealing	12,000
City of Edinburgh	11,000
Glasgow City	11,000
Haringey	11,000
Manchester	11,000

About these statistics

Status: Official statistics

National Insurance number (NINo) allocations to adult overseas nationals are Official Statistics. Official Statistics are produced in accordance with the [Statistics and Registration Service Act 2007](#) and the [Code of Practice for Statistics](#) and meet high standards of trustworthiness, quality and public value.

World Areas

For reporting purposes, countries have been grouped into 'world areas' based primarily on geographical location. Countries are grouped according to current world area status for the entire back series.

World Area	Sub Group
European Union (EU)	European Union EU15 (original EU members), European Union EU8 (joined EU in 2004), European Union EU2 (Romania & Bulgaria), European Union Other
Non-European Union (Other Europe)	Other Europe
Asia	Middle East and Central Asia, East Asia, South Asia, South East Asia
Rest of the World	Sub-Saharan Africa, North Africa, North America, Central and South America, Oceania

A detailed nationality breakdown for each world area is available in the supplementary tables accompanying this [release](#).

Where to find out more

This document and the summary tables can be found here: <https://www.gov.uk/government/collections/national-insurance-number-allocations-to-adult-overseas-nationals-entering-the-uk>

Further information including detail on data sources, uses and limitations of the series can be found here: <https://www.gov.uk/government/statistics/nino-allocations-to-adult-overseas-nationals-entering-the-uk-background-information>

Build your own tables using Stat-Xplore: <https://stat-xplore.dwp.gov.uk/>

See our interactive map: Click here: [//dwp-stats.maps.arcgis.com/apps/Viewer/index.html?appid=e449d3f2bd5e4e55aebc6154f69de07a](https://dwp-stats.maps.arcgis.com/apps/Viewer/index.html?appid=e449d3f2bd5e4e55aebc6154f69de07a)

View our new interactive NINo dashboard: <https://stat-xplore.dwp.gov.uk/webapi/metadata/dashboards/ninodash/index.html>

Further detail on the NINo application process is available here : <https://www.gov.uk/apply-national-insurance-number>

The Migration Statistics Quarterly Report provides a comprehensive summary of the various sources of migration statistics including headline NINo statistics:
<https://www.ons.gov.uk/peoplepopulationandcommunity/populationandmigration/internationalmigration/bulletins/migrationstatisticsquarterlyreport/previousReleases>

Enquires and feedback

DWP would like to hear your views on our statistical publications. If you use any of our statistics publications, we would be interested in hearing what you use them for and how well they meet your requirements : Email DWP at stats-consultation@dpw.gsi.gov.uk.

Press enquiries should be directed to the Department for Work and Pensions Press Office: 0203 267 5144.

Other enquiries about these statistics should be directed to:

YOLANDA.RUIZRODRIGUEZ@DWP.GOV.UK

ALI.SPAHIU@DWP.GOV.UK