

EU Type Examination Certificate Number: **0120/SGS0390**

Itron-Ganz Meter Company Ltd

Tancsics M. u.11
P.O.B. 396
H-2101 Gödöllő
Hungary

Instrument Identification:
3.HZ-AC-T

Polyphase, Active, Import/ Export (kWh), Credit, Transformer Operated, Electricity Meter

Instrument Traceable Number
0120/SGS0390

has been assessed and certified as meeting the requirements of

EU Directive 2014/32/EU **on Measuring Instruments Annex II, Module B**

It is certified that the manufacturer's technical design and specimen for the above instrument has been examined and, based on the evidence submitted, it is considered that the instrument conforms to the requirements of Annex V of EU Directive 2014/32/EU

This certificate must be used in conjunction with a certificate covering the product verification as required in Annex II, Module D or Annex II, Module F

This certificate is valid for 10 years from 16th November 2018 until 15th November 2028
Issue 4


Certification is based on report number(s) EMA258630/1 dated 15th November 2018, EMA258630/1/TR50579 dated 14th November 2018

Authorised Signature




SGS United Kingdom Limited, Notified Body 0120
Unit 202B Worle Parkway, Weston-super-Mare, BS22 6WA, UK
t +44 (0)1934 522917 f +44 (0)1934 522137 www.sgs.com

Contact Address
SGS United Kingdom Limited, Units 12A & 12B, South Industrial Estate, Bowburn, Durham, DH6 5AD, UK
t +44 (0)191 377 2000 f +44 (0)191 377 2020 www.sgs.com


	EU-Type Examination Certificate Number:	
	0120/SGS0390	
	Issue Number: 4	Dated: 1 st April 2019

1. Technical Data

Manufacturer	Itron - Ganz Meter Company Ltd
Meter Type	3.HZ-AC-T
Voltage Rating (U_n)	3x230/400V
Current Rating (I_{min} – I_{ref} (I_{max}))	0,01-1(6)A
Frequency (F_n)	50Hz
Active Accuracy Class (kWh)	A or B (kWh)
Type of circuit	3p4w
Temperature Range	-25°C to +55°C
Software/ Firmware Version No's.	V01.12, V01.13, V01.14
CRC Checksum No's.	20dd, fa11, 4e1e
Identification Location	LCD & Nameplate
Bill Of Materials Number	A5006359 Hertz CT PCBA
IP Rating	IP51
Insulation Protective Class	Class II
LED Pulse Constant	100,000imp/ kWh
Impulse Voltage Rating	6kV
AC Voltage Rating	4kV
Main Cover Sealing Type	Ultrasonically welded
Integrity of meter	Inaccessible without breaking seals
Intended Location of the Meter	Indoor
Type of Register	LCD
Terminal Arrangement(s)	DIN
Location of Manufacturers Address	Nameplate

	EU-Type Examination Certificate Number:	
	0120/SGS0390	
	Issue Number: 4	Dated: 1 st April 2019

2. Photograph of Meter and Sealing Plan




SGS


EU-Type Examination Certificate Number:

0120/SGS0390

Issue Number: 4


Dated: 1st April 2019



	EU-Type Examination Certificate Number:	
	0120/SGS0390	
	Issue Number: 4	Dated: 1 st April 2019

3. Example of Nameplate



	EU-Type Examination Certificate Number:	
	0120/SGS0390	
	Issue Number: 4	Dated: 1 st April 2019

4. Calculation of the composite error/ MPE

During the type approval examination the influence factors for temperature, frequency and voltage are determined per load point. The table below represents the sum of the square values per load, determined via the following formula:-

$$\delta e (T, U, f) = \sqrt{(\delta e^2 (T, I, \cos\phi) + \delta e^2 (U, I, \cos\phi) + \delta e^2 (f, I, \cos\phi))}$$

where

$\delta e(T, I, \cos\phi)$	=	Additional error due to variation of the temperature at the same load
$\delta e(U, I, \cos\phi)$	=	Additional error due to variation of the voltage at the same load
$\delta e(f, I, \cos\phi)$	=	Additional error due to variation of the frequency at the same load




EU-Type Examination Certificate Number:

0120/SGS0390

Issue Number: 4

Dated: 1st April 2019

		Influence Factors for Temperature. Frequency & Voltage					
Current	PF Cos	-25°C	-10°C	5°C	30°C	40°C	55°C
I _{min}	1.0	0.35	0.26	0.25	0.23	0.38	0.40
I _{tr}	1.0	0.75	0.55	0.25	0.10	0.22	0.44
20I _{tr}	1.0	0.78	0.57	0.18	0.10	0.24	0.44
I _{max}	1.0	0.78	0.56	0.11	0.11	0.24	0.45
I _{tr}	0.5ind	0.73	0.51	0.22	0.17	0.27	0.40
20I _{tr}	0.5ind	0.76	0.54	0.13	0.16	0.25	0.38
I _{max}	0.5ind	0.75	0.54	0.12	0.17	0.25	0.38
I _{tr}	0.8cap	0.40	0.55	0.28	0.10	0.25	0.47
20I _{tr}	0.8cap	0.80	0.57	0.23	0.10	0.25	0.49
I _{max}	0.8cap	0.80	0.57	0.25	0.11	0.26	0.50
					0.00	0.00	0.00
L1							
I _{tr}	1.0	0.76	0.55	0.35	0.10	0.28	0.49
20I _{tr}	1.0	0.80	0.58	0.36	0.12	0.25	0.48
I _{max}	1.0	0.80	0.59	0.31	0.12	0.26	0.48
I _{tr}	0.5ind	0.71	0.49	0.16	0.22	0.28	0.48
20I _{tr}	0.5ind	0.80	0.56	0.17	0.18	0.27	0.40
I _{max}	0.5ind	0.80	0.57	0.18	0.18	0.27	0.39
L2							
I _{tr}	1.0	0.71	0.49	0.09	0.09	0.24	0.40
20I _{tr}	1.0	0.74	0.53	0.04	0.10	0.24	0.42
I _{max}	1.0	0.76	0.54	0.10	0.10	0.24	0.42
I _{tr}	0.5ind	0.66	0.48	0.22	0.17	0.24	0.37
20I _{tr}	0.5ind	0.75	0.51	0.12	0.14	0.22	0.33
I _{max}	0.5ind	0.71	0.49	0.17	0.20	0.28	0.41
L3							
I _{tr}	1.0	0.77	0.59	0.27	0.12	0.29	0.46
20I _{tr}	1.0	0.80	0.55	0.21	0.10	0.25	0.47
I _{max}	1.0	0.77	0.55	0.21	0.12	0.25	0.47
I _{tr}	0.5ind	0.78	0.55	0.27	0.21	0.26	0.42
20I _{tr}	0.5ind	0.79	0.58	0.22	0.18	0.26	0.43
I _{max}	0.5ind	0.81	0.62	0.30	0.11	0.23	0.39

	EU-Type Examination Certificate Number:	
	0120/SGS0390	
	Issue Number: 4	Dated: 1 st April 2019

5. Annex of Variants

Product Variant Identification Details:

Type Designation

Description of meter

Beispiel: **3HZ- A C - T 4 - B 1**


	Feature	T S	Description
1	Product version	A	Version acc. FNN requirements MS2020
2	Network	C	3-Phase/4-wire
3	Maximum current I_{max}	T	Transformer connection 6 A
4	Measurement	1	+A (active energy import, with reverse running stop)
		2	-A (active energy export, with reverse running stop)
		3	-A (active energy export; without reverse running stop)
		4	+/- A (active energy, import/export)
5	Accuracy	B	Cl. B
6	Communication	1	INFO-Schnittstelle + RS485

The 3.HZ-AC-T has 4 configurable modes:

1. +A (active import with RRS)
2. -A (active export with RRS)
3. -A (active import without RRS)
4. +A/-A (active import/export without RRS)

The meters tested were configured in Mode 4 +A/-A (import/export) as this mode covers all modes.

Modifications to the meter(s) described according to approval No. **0120/SGS0390** must be notified to the issuing body to confirm the meter(s) continuing compliance to the relevant pattern approval standard(s).

	EU-Type Examination Certificate Number:	
	0120/SGS0390	
	Issue Number: 4	Dated: 1 st April 2019

6. Document Revision History

Issue	Date	Comments
1	16/11/2018	Initial Issue
2	12/02/2019	New software version V01.13 and CRC checksum fa11
3	11/03/2019	Statement regarding meter configuration used for test added.
4	01/04/2019	New software version V01.14 and CRC checksum 4e1e

This document is issued by the Company subject to its General Conditions for Certification Services, available on request or accessible at <http://www.sgs.com/en/Terms-and-Conditions.aspx>.

Attention is drawn to the limitation of liability, indemnification and jurisdiction issues defined therein. Any holder of this document is advised that information contained hereon reflects the Company's findings at the time of its intervention only and within the limits of Client's instructions, if any. The Company's sole responsibility is to its Client and this document does not exonerate parties to a transaction from exercising all their rights and obligations under the transaction documents. This document cannot be reproduced except in full, without prior written approval of the Company. Any unauthorized alteration, forgery or falsification of the content or appearance of this document is unlawful and offenders may be prosecuted to the fullest extent of the law.

Unless otherwise stated the results shown in this test report refer only to the sample(s) tested *and such sample(s) are retained for 28 days only*.

END OF CERTIFICATE