





## Annual Prison Performance Ratings 2018/19

### Main points

<b>New performance framework introduced in 2018/19</b>	A new performance framework was introduced from April 2018, to reflect the responsibility for setting and monitoring performance at prison level being transferred from the Ministry of Justice to Her Majesty's Prison and Probation Service.
<b>Majority of prisons rated as having exceptional or acceptable performance</b>	 63% of prisons were rated as having acceptable or exceptional performance. 13% of prisons were rated as having exceptional performance, the highest rate since 2014/15. Half of prisons were rated as having acceptable performance.
<b>The highest proportion rated as performance of serious concern since ratings began</b>	 14% of prisons were rated as having performance of serious concern, the highest proportion since ratings began.
<b>Open Prisons were strong performers</b>	All Male Open prisons were rated as either having exceptional or acceptable performance. Both Female Open prisons were rated as having exceptional performance.
<b>Male Young Offender Institutes and Male Local prisons were poor performers</b>	All prisons deemed to be of serious concern were either Male Local prisons, Male Closed Young Offender Institutions, or Male Category C prisons. Around a third of Male Local prisons were rated as having performance of serious concern. The Her Majesty's Inspectorate of Prisons (HMIP) Urgent Notification <sup>1</sup> protocol was invoked in three prisons in the 2018/19 performance year, all were Male Local prisons.
<b>Performance was generally strong in security measures but poor in violence and self-harm measures</b>	Prisons performed well on security measures overall with 86% of prisons rated as having acceptable or exceptional performance for Security Audits. Self-harm incidents and Prisoner-on-prisoner assaults were the measures in which prisons performed most poorly overall – 86% of prisons were rated as having performance of concern or serious concern for each of these measures.

*This publication covers reporting for the period between the 1<sup>st</sup> of April 2018 and the 31<sup>st</sup> of March 2019. Direct comparisons cannot be made to performance ratings in previous years as a new prison framework was introduced in 2018/19 to assess prison performance.*

<sup>1</sup> An Urgent Notification is invoked when HMIP identify significant concerns with regard to the treatment and conditions of those detained. For more information see <https://www.justiceinspectorates.gov.uk/hmiprisons/about-hmi-prisons/urgent-notifications/>

# 1. Products and Publications related to the Annual Prison Performance Ratings 2018/19

The following products are published as part of this release:

- A **statistical bulletin**, containing commentary on key findings;
- **Annual Prison Performance Ratings Guide 2018/19**, providing further information on how the data are collected and processed to derive prison performance ratings;  
[https://assets.publishing.service.gov.uk/government/uploads/system/uploads/attachment\\_data/file/820601/annual-prison-performance-ratings-2018-19-guide.pdf](https://assets.publishing.service.gov.uk/government/uploads/system/uploads/attachment_data/file/820601/annual-prison-performance-ratings-2018-19-guide.pdf)
- A set of **supplementary tables**, providing underlying data and the performance rating for each measure by prison.  
[https://assets.publishing.service.gov.uk/government/uploads/system/uploads/attachment\\_data/file/820597/annual-prison-performance-ratings-2018-19-supplementary-tables.ods](https://assets.publishing.service.gov.uk/government/uploads/system/uploads/attachment_data/file/820597/annual-prison-performance-ratings-2018-19-supplementary-tables.ods)

The following publications contain related statistics:

- **HMPPS Annual Digest 2018/19**  
<https://www.gov.uk/government/statistics/announcements/hmppps-annual-digest>
- **Safety in Custody quarterly: update to March 2019**  
<https://www.gov.uk/government/statistics/announcements/safety-in-custody-quarterly-update-to-march-2019>

## 2. Prison Performance Tool

---

### New performance framework introduced in 2018/19

A new performance framework was introduced from April 2018, to reflect the responsibility for setting and monitoring performance at prison level being transferred from the Ministry of Justice (MoJ) to Her Majesty's Prison and Probation Service (HMPPS).

---

HMPPS agreed a new performance framework at the beginning of the 2018/19 performance year, and targets were set for each of the 29 measures (including 3 sub measures) in the framework. The Prison Performance Tool (PPT) was developed to monitor prisons against this performance framework, assessing performance against target for each measure, and derive overall ratings.

Performance in the PPT has been assessed against six main outcome areas, defined as domains within the PPT which reflect HMPPS priorities. These are:

- Safety
- Security
- Rehabilitation and Release Planning
- Respect
- Purposeful Activity
- Organisational Effectiveness

Further information about the PPT, including the performance measures that make up these domains, and differences from previous iterations of the prison performance framework can be found in the Prison Performance Ratings Guide accompanying this bulletin.

Annual performance for each prison in the PPT has been assigned one of four ratings. These ratings are:

Rating	Description
4	Performance is exceptional
3	Performance is acceptable
2	Performance is of concern
1	Performance is of serious concern

### 3. Annual Prison Performance Ratings

---

#### **The majority of prisons rated as having exceptional or acceptable performance**

63% of prisons were rated as having acceptable or exceptional performance. 13% of prisons were rated as having exceptional performance, the highest rate since 2014/15. Half of prisons were rated as having acceptable performance in 2018/19.

---

#### **The highest proportion rated as performance of serious concern since ratings began**

14% of prisons were rated as having performance of serious concern, the highest proportion since ratings began.

---

As part of the annual prison performance process, following the final assessment of data to the year ending 31 March 2019, a moderation process was undertaken in July 2019 to determine the final performance ratings for each prison. Further information about the moderation process can be found in the accompanying Prison Performance Ratings Guide.

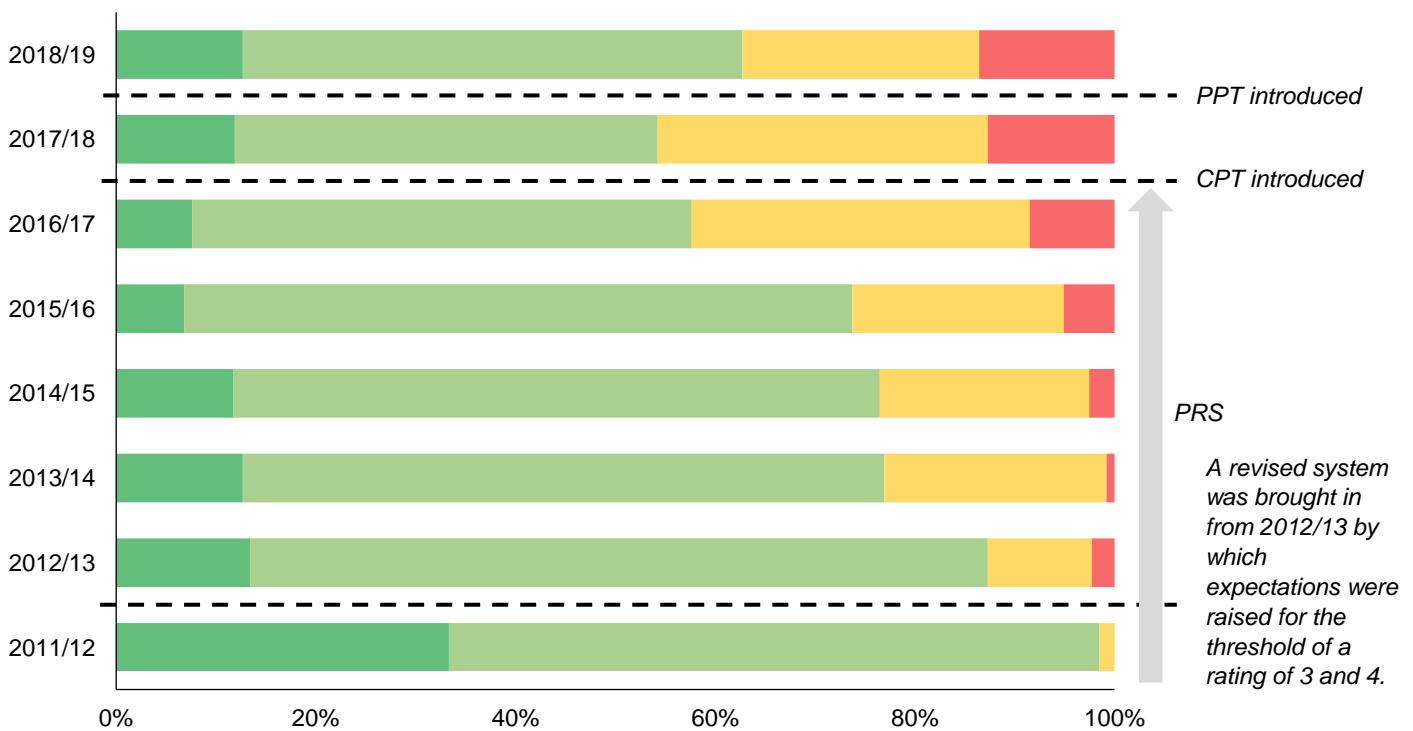
There were 21 prisons whereby the performance rating was adjusted through the moderation process. These are marked with an asterisk (\*) in Figure 3: Annual Prison Performance Ratings 2018/19.

The tables accompanying this bulletin provide a breakdown of performance and rating for each measure in each prison. For 2018/19, 13% of prisons were rated as having exceptional performance, whilst 14% were rated as of performance serious concern.

**Figure 1: Summary of Annual Prison Performance Ratings for 2018/19 (Source: Table 3)**

Prison Ratings 2018/19	Number of prisons	Percentage of prisons <sup>2</sup>
4: Performance is exceptional	15	13%
3: Performance is acceptable	59	50%
2: Performance is of concern	28	24%
1: Performance is of serious concern	16	14%

**Figure 2: Annual Prison Performance Ratings 2011/12 to 2018/19 (Source: Table 4)**



In 2018/19, more prisons were rated as having acceptable or exceptional performance than in 2016/17 or 2017/18<sup>3</sup>, and there were fewer prisons where performance was rated as of concern or of serious concern. However, there were more prisons where performance was rated as of serious concern in 2018/19 than in the previous seven years.

As the PPT is the result of a revised performance framework, direct comparisons cannot be made to performance ratings from 2017/18 derived through the Custodial Performance Tool (CPT), or to performance ratings before 2017/18 derived through the Prison Ratings System (PRS).

<sup>2</sup> Figures may not sum to 100% due to rounding.

<sup>3</sup> Between 2011/12 and 2017/18, a rating of 3 was defined as 'meeting the majority of targets'. From 2018/19, a rating of 3 is defined as 'acceptable performance'.

**Figure 3: Annual Prison Performance Ratings 2018/19 (Source: Table 3)**

Prison	Rating	Prison	Rating	Prison	Rating
Altcourse	3	Gartree	3	Oakwood	3
Ashfield*	4	Grendon	4	Onley	1
Askham Grange	4	Guys Marsh	2	Parc	3
Aylesbury*	1	Hatfield	4	Pentonville	1
Bedford	1	Haverigg	3	Peterborough Female	3
Belmarsh	2	Hewell	2	Peterborough Male	3
Birmingham*	1	High Down	2	Portland*	1
Brinsford	3	Highpoint	3	Prescoed	4
Bristol	1	Hindley	2	Preston	3
Brixton*	3	Hollesley Bay	3	Ranby	3
Bronzefield	3	Holme House	3	Risley	2
Buckley Hall	3	Hull	3	Rochester	1
Bullingdon	2	Humber	3	Rye Hill	3
Bure	4	Huntercombe	3	Send	3
Cardiff	2	Isis	3	Spring Hill	3
Channings Wood	2	Isle of Wight	3	Stafford	3
Chelmsford	1	Kirkham	3	Standford Hill*	4
Coldingley	2	Kirklevington Grange*	4	Stocken*	3
Cookham Wood	2	Lancaster Farms	2	Stoke Heath	3
Dartmoor	3	Leeds	3	Styal*	2
Deerbolt	2	Leicester	3	Sudbury	3
Doncaster	3	Lewes	2	Swaleside	2
Dovegate	3	Leyhill	3	Swansea*	3
Downview	2	Lincoln	3	Swinfen Hall	2
Drake Hall	3	Lindholme*	2	Thameside	3
Durham	2	Littlehey	3	Thorn Cross	4
East Sutton Park	4	Liverpool	1	Usk*	4
Eastwood Park	3	Long Lartin	3	Wakefield	3
Elmley	2	Low Newton	3	Wandsworth*	1
Erlestoke*	2	Lowdham Grange	3	Warren Hill*	4
Exeter	2	Maidstone	2	Wayland*	2
Featherstone	3	Manchester	3	Wealstun*	2
Feltham*	1	Moorland	3	Werrington	3
Ford*	4	Mount	1	Wetherby	3
Forest Bank	3	New Hall	3	Whatton*	4
Foston Hall	3	North Sea Camp*	4	Whitemoor	3
Frankland	3	Northumberland	3	Winchester	1
Full Sutton	3	Norwich	2	Woodhill	2
Garth	3	Nottingham	1	Wormwood Scrubs	1
				Wymott	3

**Key:** Rating 4 = Performance is exceptional  
Rating 3 = Performance is acceptable  
Rating 2 = Performance is of concern  
Rating 1 = Performance is of serious concern

\* Prison Performance Rating 2018/19 adjusted through the moderation process.

## 4. Prison Function Ratings and Performance Drivers

### Open Prisons were strong performers

All Male Open prisons were rated as either having exceptional or acceptable performance. Both Female Open prisons were rated as having exceptional performance

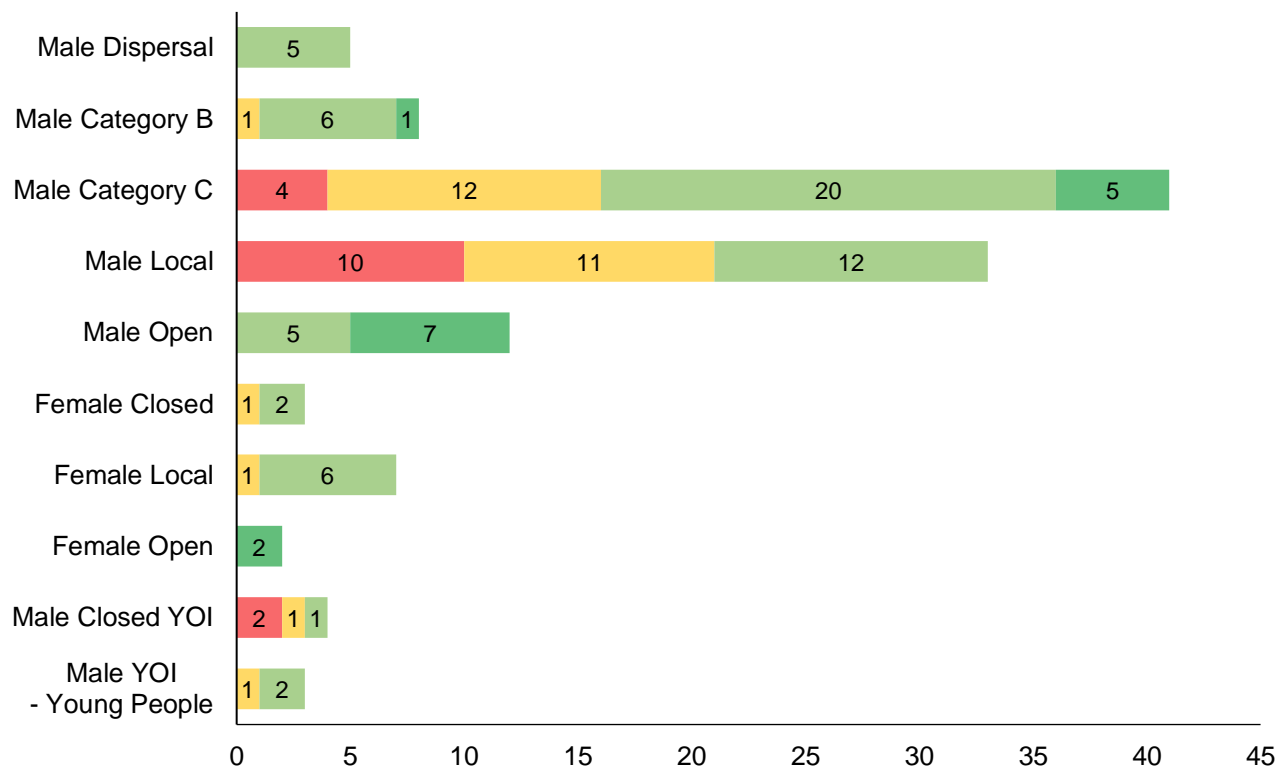
### Male Young Offender Institutes and Male Local prisons were poor performers

All prisons deemed to be of serious concern were either Male Local prisons, Male Closed Young Offender Institutions, or Male Category C prisons. Around a third of Male Local prisons were rated as having performance of serious concern. The Her Majesty's Inspectorate of Prisons (HMIP) Urgent Notification protocol was invoked in three prisons in the 2018/19 performance year, all were Male Local prisons, of which two were rated as having performance of serious concern.

### Performance was generally strong in security measures but poor in violence and self-harm

Prisons performed well on security measures overall with 86% of prisons rated as having acceptable or exceptional performance for Security Audits. Self-harm incidents and Prisoner-on-prisoner assaults were the measures in which prisons performed most poorly overall – 86% of prisons rated as having performance of concern or serious concern for each of these measures.

**Figure 4: Annual Prison Performance Ratings 2018/19 by Prison Function<sup>4</sup> (Source: Table 5)**



<sup>4</sup> For definitions of the Prison Functions, please see the Annual Prison Performance Ratings Guide 2018/19.

## Key drivers of performance

The performance measures in the PPT are weighted according to HMPPS priorities. For 2018/19, there was an emphasis on HM Inspectorate of Prisons (HMIP) healthy prison test scores, measures relating to violence and drug levels, security measures, and data quality.

Urgent Notification was invoked in Bristol on 11<sup>th</sup> June 2019 reflecting their 2018/19 performance where they were rated as having performance of serious concern.

## Strong performers

Overall, prisons performed well on security measures; 86% of prisons were rated as having acceptable or exceptional performance for Security Audits, and all prisons met target for Absconds from open prison conditions and Successful Release on Temporary License (ROTL).

This is reflected in the domain level scores – the domain with the highest performance was Security, with an average domain level rating of 3.12, whilst the domain with the lowest performance was Safety, with an average domain level rating of 2.20.

All Male Open prisons were rated as having exceptional or acceptable performance, whilst both Female Open prisons were rated as having exceptional performance. Open prisons accommodate category "D" prisoners whose risk of absconding is considered to be low, or who are of low risk to the public because of the way they have addressed their offending behaviour. These prisons had the lowest levels of self-harm incidents and assaults in 2018/19, and were rated as reasonably good or good for each of the healthy prison tests in their most recent HMIP inspection.

## Poor performers

Self-harm incidents and Prisoner-on-prisoner assaults were the measures by which prisons performed most poorly overall, with 86% of prisons rated as having performance of concern or serious concern for both measures. Self-harm incidents was the only measure where the majority of prisons (55%) were rated as having performance of serious concern.

All prisons rated as having performance of serious concern were either Male Category C, Male Local, or Male Closed Young Offender Institution (YOI) prisons. Of the 16 prisons rated as having performance of serious concern, ten were Male Local prisons. Offenders accommodated at Male Local prisons are either on remand or serving short-term custodial sentences, meaning environments will be more dynamic than those prisons with longer-term serving offenders, with a limited time to rehabilitate offenders. These prisons saw some of the highest rates of Positive Random Mandatory drug testing, and all prisons were rated as having performance of concern or of serious concern for Prisoner-on-prisoner assaults.

**Figure 5: Annual Prison Performance Ratings 2018/19 for Prisons subject to an Urgent Notification from HMIP<sup>1</sup> (Source: Table 3)**

Prison	Prison function	Year of Urgent Notification	Rating 2018/19
Nottingham	Male local	2017/18	1
Exeter	Male local	2018/19	2
Birmingham	Male local	2018/19	1
Bedford	Male local	2018/19	1
Bristol	Male local	2019/20	1

Of the four prisons subject to Urgent Notification from HM Inspectorate of Prisons as at 31<sup>st</sup> March 2019, three (Birmingham, Bedford and Nottingham) were rated as having performance of serious concern, and one (Exeter) was rated as having performance of concern.

## **Further Information**

### **Statistical Code of Practice**

This publication has followed the principles and practices from the Code of Practice:

#### **Trustworthiness**

The ratings and data in this publication have been produced with the most recent data available, which has been validated through the Data Assurance and Reporting Unit in the Data and Analytical Services Directorate in MoJ. Prisons have had the opportunity to scrutinise and challenge data they deemed to be inaccurate throughout the performance year, through quarterly releases of the Prison Performance Tool, and monthly updates to the Performance Hub – an internal HMPPS Management Information system. This process ensured accurate information is reflected in the calculations to derive the Annual Prison Performance Ratings.

#### **Quality**

Appropriate data sources were used for each measure, identified through engagement with prison staff and colleagues in HMPPS Head Quarters. The prison performance framework was agreed at the start of the performance year and this, along with technical notes accompanying each performance measure, were shared with prisons on the Performance Hub and discussed at prison forums.

Prisons were informed that their annual rating and underlying data were to be published nationally.

The data in this publication have been quality assured alongside the Official-Statistics HMPPS Annual Digest 2018/19 and National Statistics Safety in Custody Quarterly: March 2019 for consistency. Any intentional differences have been highlighted in the data of this publication.

#### **Value**

The data in this publication provide an overview of prison performance within the year. Making this information accessible provides ministers and users with an overview of prisons performance, while helping to reduce the administrative burden of answering Parliamentary Questions, Freedom of Information requests and ad hoc queries. This information also allows MoJ/ HMPPS to monitor and performance manage prisons, and provide all users with transparent data that underpins overall prison performance.

Data are published in Open Document format to ensure compatibility across different systems. Information is also available on the Justice Data website that enables users to access all data used to assess prison performance.



## Official Statistics

General information about the official statistics system of the UK is available from:  
[statisticsauthority.gov.uk/about-the-authority/uk-statistical-system](https://statisticsauthority.gov.uk/about-the-authority/uk-statistical-system)

Ministry of Justice publishes data relating to offender management in England and Wales.  
Equivalent statistics for Scotland and Northern Ireland can be found at:

<https://www2.gov.scot/Topics/Statistics/Browse/Crime-Justice/Publications>

<https://www.justice-ni.gov.uk/topics/statistics-and-research/statistics-and-research-publications>

## Contact

Press enquiries should be directed to the Ministry of Justice press office:

Tel: 0203 334 3536

E-mail: [newsdesk@justice.gov.uk](mailto:newsdesk@justice.gov.uk)

Other enquiries about these statistics should be directed to:

### **Tillie Paul, Head of Prison Performance**

Prison and Probation Analytical Services

Ministry of Justice, 10 South Colonnade, Canary Wharf, E14 4PH

E-mail: [CustodialPerformance.Enquiries@justice.gov.uk](mailto:CustodialPerformance.Enquiries@justice.gov.uk)

### **Next Update: 30 July 2020**

**URL:** <https://www.gov.uk/government/collections/prison-and-probation-trusts-performance-statistics>

© Crown copyright

Produced by the Ministry of Justice

Alternative formats are available on request from [statistics.enquiries@justice.gsi.gov.uk](mailto:statistics.enquiries@justice.gsi.gov.uk)