



# Community Life Survey: Volunteering

This factsheet contains statistics on volunteering by adults (16+) in England, based on the 2018-19 Community Life Survey. The survey measures formal and informal volunteering.

**Formal Volunteering:**  
giving unpaid help through clubs or organisations

**Informal Volunteering:**  
giving unpaid help to individuals who are not relatives

**Any Volunteering:**  
any formal or informal volunteering

**22%** adults **formally** volunteered once a month and...

**26%** of adults **informally** volunteered once a month and...

**38%** of adults took part in **any** volunteering at least once a month and...

...**36%** formally volunteered in the last year

...**52%** informally volunteered at least once in the last year

...**62%** took part in any volunteering at least once in the last year



## Who is more likely to volunteer regularly?

Figures represent **monthly** volunteering unless otherwise stated.

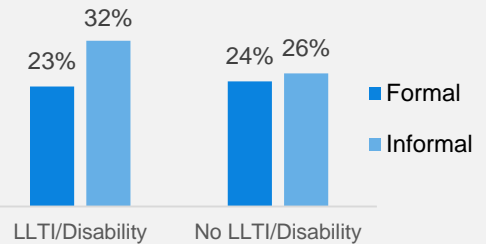


Women were more likely to have taken part in **informal** and **any** volunteering than men

Women (**37%**) were also more likely to have **formally** volunteered in the **last year** than men (**34%**) but there was no significant difference for monthly formal volunteering

<b>22%</b> Formal	<b>21%</b>
<b>29%</b> Informal	<b>24%</b>
<b>40%</b> Any	<b>36%</b>

Those with a limiting long term illness (LLTI) or disability were more likely to have **informally** volunteered...



...but rates of formal volunteering were similar between those with a LLTI/disability and those without

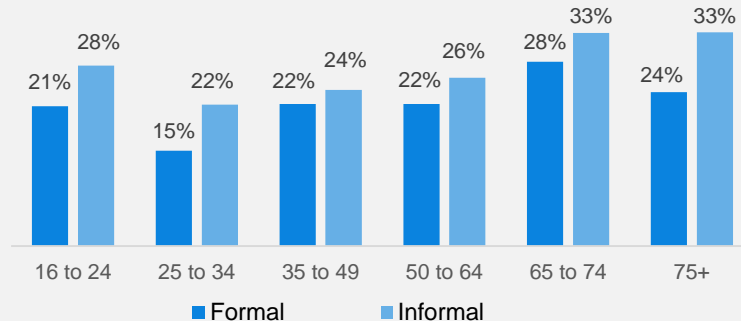


People living in rural areas were more likely to have taken part in **formal** and **any** volunteering than those living in urban areas.

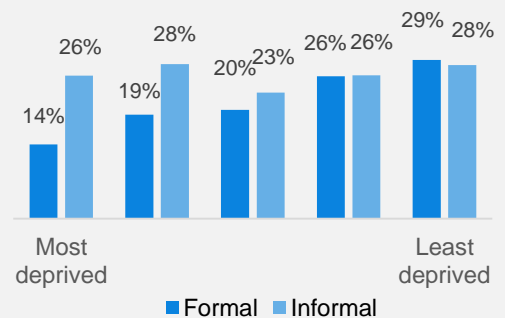
<b>29%</b> Formal	<b>20%</b>
<b>26%</b> Informal	<b>27%</b>
<b>44%</b> Any	<b>37%</b>

People from less deprived areas are more likely to do formal, and any kind of volunteering than those from more deprived areas...

People aged over 65 were the most likely to have taken part in **informal** volunteering ...



... and 25-34 year olds were the least likely to have taken part in **formal** volunteering.



...but rates of monthly informal volunteering were similar