



Department for Education

# FE Choices Learner Satisfaction Survey 2018 to 2019 Fact Sheet

The proportion of learners who would recommend their learning provider is **unchanged from last year**

## 0% Change

2017/18 to 2018/19

Learners are “likely” or “extremely likely” to recommend their learning provider to friends or family

### 82%

Recommend

Learners on Apprenticeships are more likely to recommend their provider.

### 82%

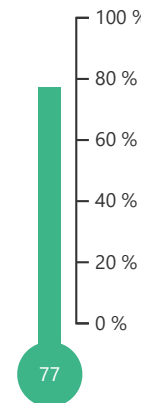
Apprenticeships

### 81%

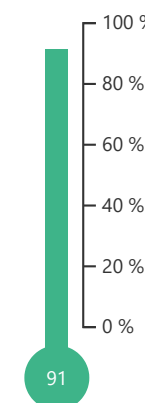
Education & Training

25+ aged learners are more likely to recommend their provider (% of learners)

16-24



25+



Females are more likely to recommend their provider



### 85%

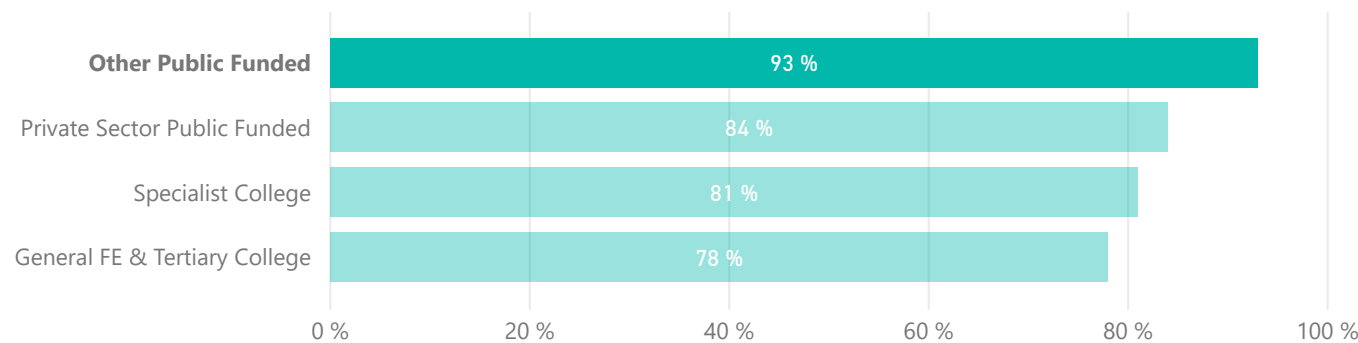
1% on 2017/18



### 78%

0% change on 2017/18

Learners with Other Public Funded providers are more likely to recommend their provider.



**Composition of Surveyed learners**

There is sufficient sampling for each survey category for respondents to be broadly representative of the population. However, provider type satisfaction rates differ as they are driven more by age group composition and type of learning. For instance, learners aged 16-18 are primarily in General FE and Tertiary Colleges on longer term teacher led Education & Training programmes which is reflected by their general lower satisfaction rating. In contrast, older learners on shorter programmes display higher satisfaction ratings e.g. Community Learning (96%).