



Knife and Offensive Weapon Sentencing Statistics, England and Wales – Year ending March 2019

Main points

The highest number of knife and offensive weapon offences since 2010 were formally dealt with by the Criminal Justice System (CJS)	↑ In the year ending March 2019 22,041 knife and offensive weapon offences were formally dealt with by the CJS. This has increased 34% since the year ending March 2015 (16,438) and is the highest number of offences dealt with since the year ending March 2010 (23,667).
Offenders are now more likely to receive an immediate custodial sentence for a knife and offensive weapon offence and for longer.	↑ In the year ending March 2019 37% of knife and offensive weapon offences resulted in an immediate custodial sentence compared with 22% in the year ending March 2009. The average length of the custodial sentences received also increased over the same period, from 5.5 months to 8.1 months, the longest since the series began.
For just under three quarters (72%) of offenders this was their first knife or offensive weapon possession offence	↓ The proportion of offenders for whom this is their first knife or offensive weapon possession offence has been decreasing and is now at its lowest level since the series began in the year ending March 2009 (80%).
The average custodial sentence received by offenders sentenced under section 28 of the Criminal Justice and Courts Act 2015 was 7.9 months in the year ending March 2019.	↑ This has risen from the first full year after the legislation was introduced in the year ending March 2017 where it was 7.1 months. Over the same time period the average custodial sentence length has increased from 7.2 to 7.9 months for adults and 5.9 to 7.7 months for 16 and 17 year olds.

This publication presents key statistics describing the trends in the number of offenders receiving cautions and convictions for possession of a knife or offensive weapon offence in England and Wales. This also includes offences involving threatening with one of these types of weapons. It should be noted that figures for the latest year have been estimated and should be treated as provisional, please refer to the technical guide for further details.

For any feedback related to the content of this publication, please let us know at statistics.enquiries@justice.gsi.gov.uk

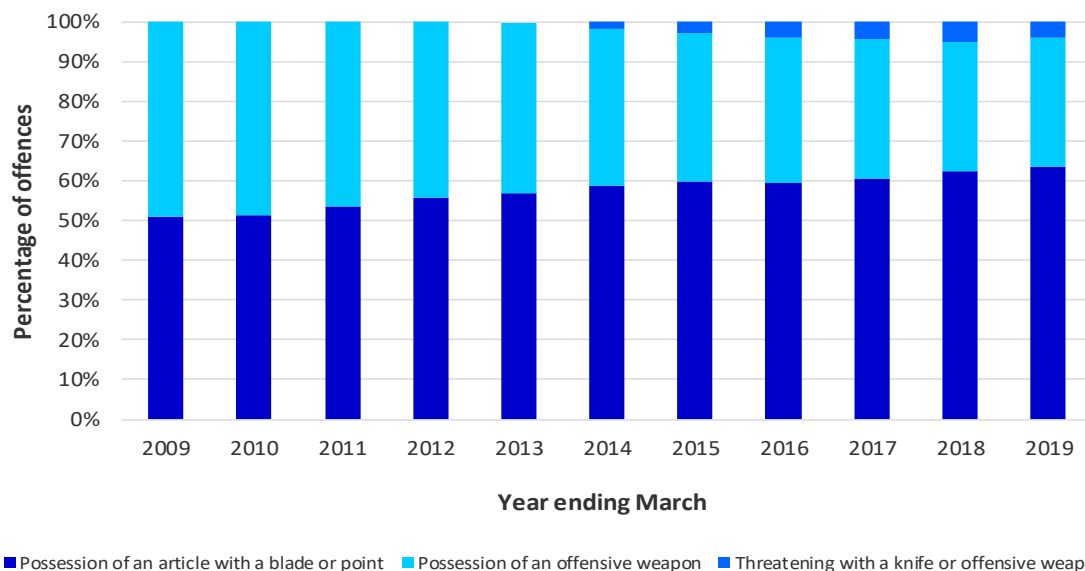
1. Knife and offensive weapon offences overview

The highest number of knife and offensive weapon offences since the year ending March 2010 were formally dealt with by the Criminal Justice System (CJS)

In the year ending March 2019 22,041 knife and offensive weapon offences were formally dealt with by the CJS. This has increased 34% since the year ending March 2015 (16,438) and is the highest number of offences dealt with since the year ending March 2010 (23,667).

Recent police recorded crime figures published by the ONS¹ also showed an increase in the number of knife and offensive weapon offences recorded. In the year ending March 2013 15,699 offences were recorded compared with 35,889 recorded in 2018. Furthermore, information published by the Home Office on “Crime outcomes in England and Wales” show that around 55% of these offences resulted in a charge or police caution in the year ending March 2018.²

Figure 1: Knife and offensive weapon offences by offence type, England and Wales, annually from year ending March 2009 (Source: Table 1a)



Just under two thirds (63%) of all knife and offensive weapon offences are now possession of an article with a blade or point offences, compared with just half (51%) in the year ending March 2009.

The number of juvenile offenders convicted or cautioned for a knife or offensive weapon offence has increased by almost half (48%) between the year ending March 2015 and the year ending March 2019, while the increase in adult offenders over the same period was smaller (31%). However adult offenders accounted for 74% of the total increase in cautions and convictions received for these offences between the year ending March 2015 and the year ending March 2019.

¹<https://www.ons.gov.uk/peoplepopulationandcommunity/crimeandjustice/bulletins/crimeinenglandandwales/yearendingdecember2018>

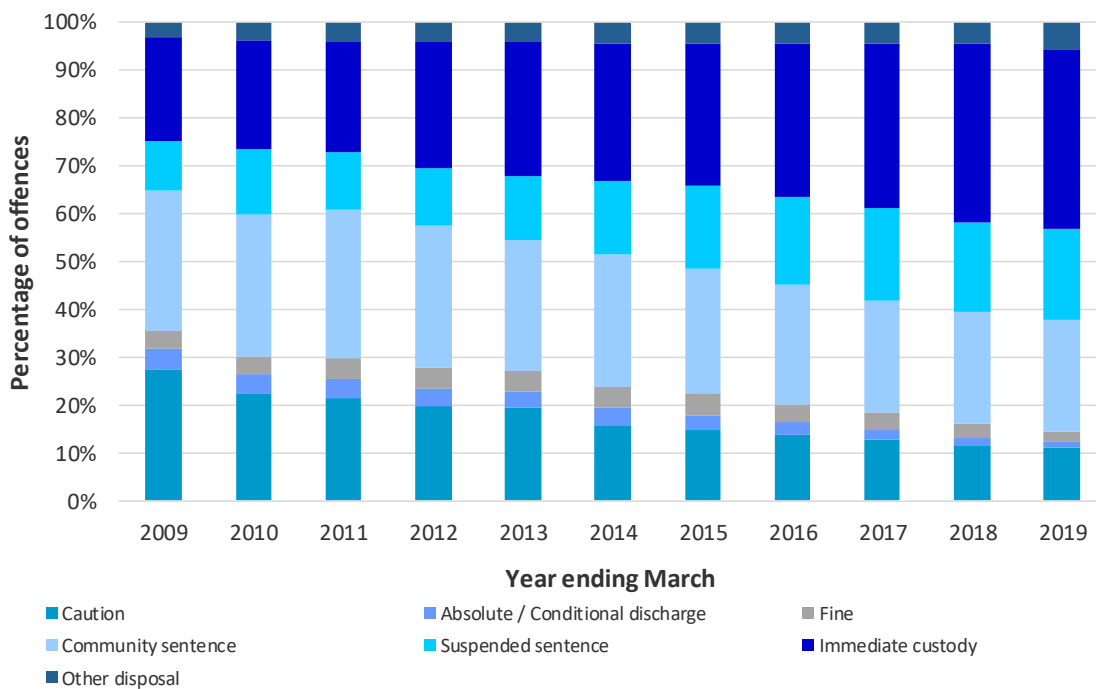
² <https://www.gov.uk/government/statistics/crime-outcomes-in-england-and-wales-2017-to-2018>

2. Sentencing

Offenders are now more likely to receive an immediate custodial sentence for a knife and offensive weapon offence and for longer.

In the year ending March 2019 37% of knife and offensive weapon offences resulted in an immediate custodial sentence compared with 22% in the year ending March 2009. The average length of the custodial sentences received also increased over the same period, from 5.5 months to 8.1 months, the longest since the series began.

Figure 2: Knife and offensive weapon offences by disposal type, England and Wales, annually from year ending March 2009 (Source: Table 1)



Immediate custodial sentences are now at the highest level since the series began. In the year ending March 2019 over a third (37% or 8,219 offences) of all knife and offensive weapon offences resulted in immediate custody compared with just 6,109 offences or 22% in the year ending March 2009. The increase in the number of immediate custodial sentences over the last year was driven by adults, for whom they have increased by 6% from 7,264 to 7,701, while the number of juvenile knife and offensive weapon offenders receiving custodial sentences fell by 17% from 624 to 518.

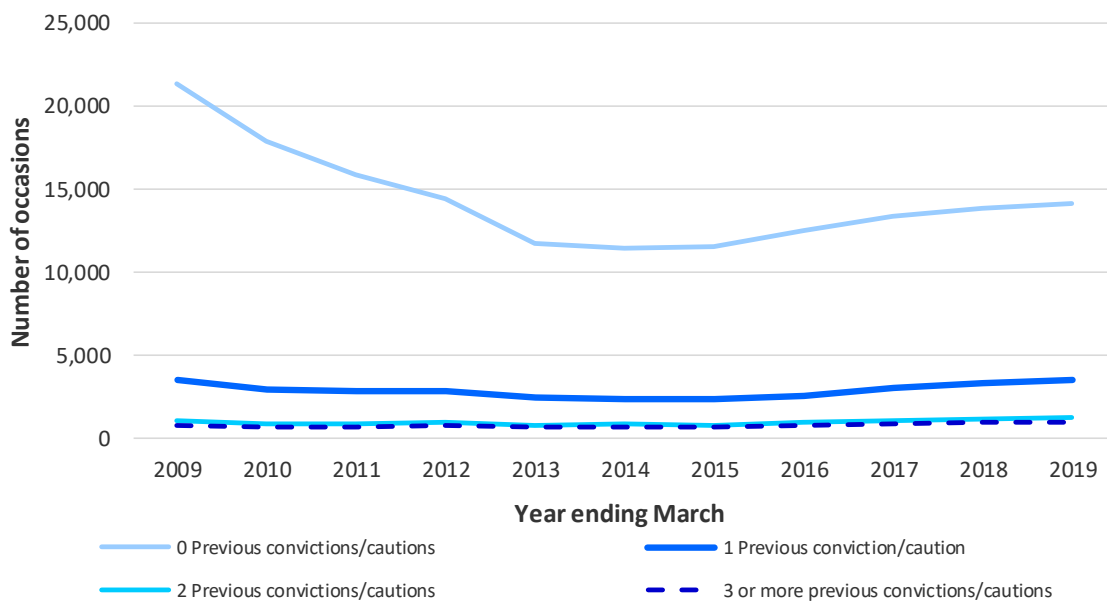
The increase in average custodial sentence length between the year ending March 2009 and the year ending March 2019 was seen in all age groups and offence types but particularly for adults, for whom it increased from 5.4 months to 8.2 months, and for possession of blade or point offences, where it increased from 4.8 months to 7.5 months.

3. Offending History

For just under three quarters (72%) of offenders this was their first knife or offensive weapon possession offence

The proportion of offenders for whom this is their first knife or offensive weapon possession offence has been decreasing and is now at its lowest level since the series began in the year ending March 2009 (80%).

Figure 3: Number of previous cautions or convictions for the possession of a knife or offensive weapon offence for offenders cautioned or convicted for a knife or offensive weapon offence, England and Wales, annually from year ending March 2009 (Source: Interactive Pivot Table Tool)



Whilst, as mentioned above, the proportion of first time offenders for this offence type has fallen there has been an increase in the number of offenders dealt with for their first knife and offensive weapons offence in each of the last 5 years – increasing from 11,429 occasions in the year ending March 2014 to 14,183 occasions in the year ending March 2019 (a 24% increase). This follows a 47% decrease in similar offenders dealt with between the year ending March 2009 and the year ending March 2014 (from 21,396 occasions to 11,429).

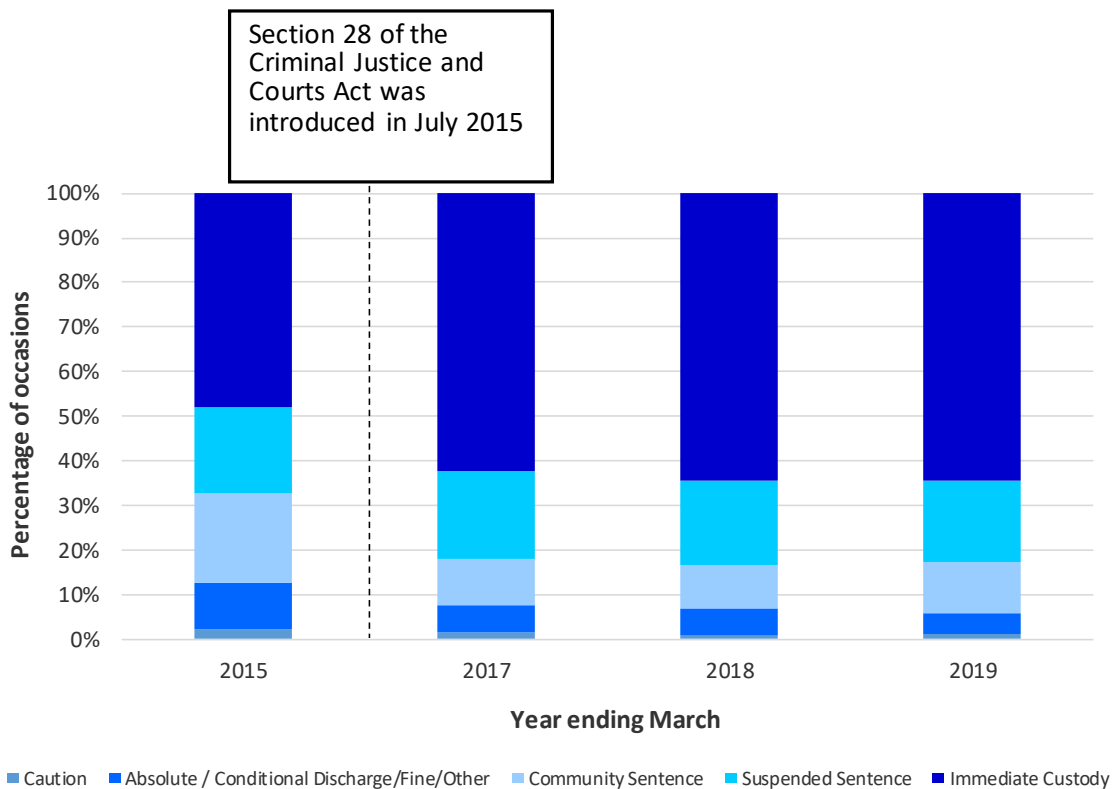
Since the year ending March 2015 both the number and proportion of offenders dealt with who had one or more previous knife and offensive weapons possession offences increased year on year, rising from 25% or 3,839 occasions in the year ending March 2015 to 28% or 5,653 occasions in the year ending March 2019. The decrease in the proportion of first time knife and offensive weapon offenders has been seen for both adults and juveniles, with the proportion for adults decreasing from 77% to 69% between the year ending March 2009 and the year ending March 2019 and the proportion for juveniles decreasing from 92% to 83% over the same period.

4. Sentencing under section 28 of the Criminal Justice and Courts Act (CJCA) 2015³

The average custodial sentence received by offenders sentenced under section 28 of the Criminal Justice and Courts Act 2015 was 7.9 months in the year ending March 2019.

This has risen from the first full year after the legislation was introduced, the year ending March 2017, where it was 7.1 months. Over the same time period the average custodial sentence length has increased from 7.2 to 7.9 months for adults and 5.9 to 7.7 months for 16 and 17 year olds.

Figure 4: Knife and offensive weapons possession sentencing and cautioning occasions for repeat offenders, by disposal type, year ending March 2015 and annually from year ending March 2017 (Source: Interactive Pivot Table Tool and Table 7)⁴



Following the commencement of section 28 of the CJCA 2015, a court must impose a minimum custodial sentence⁵ on an offender who has been convicted of a second or

³ <http://www.legislation.gov.uk/ukpga/2015/2/part/1/crossheading/repeat-offences-involving-offensive-weapons-etc>

⁴ Figures for 2015 have been taken from the Interactive Pivot Table tool while the figures for other years have been taken from Table 7.

⁵ At least 6 months for adults and at least 4 months for juveniles aged 16 or 17.

subsequent offence involving possession of a knife or offensive weapon. The court must impose the minimum sentence unless it would not be in the interest of justice to do so.

In the year ending March 2015, prior to the introduction of this legislation, around half (48%) of knife and offensive weapons possession offenders with at least one previous knife and offensive weapons possession offence received an immediate custodial sentence. In the year ending March 2019 around two thirds (64%) of offenders sentenced under section 28 of the CJCA 2015 received an immediate custodial sentence. Overall 83% of offenders sentenced under section 28 of the Criminal Justice and Courts Act 2015 in the year ending March 2019 received some form of custodial sentence, either immediate custody or a suspended sentence, compared to 67% of offenders with at least one previous knife and offensive weapons offence in the year ending March 2015.

Further information

The data presented in this publication are provisional and updated in each publication. Figures provided for more recent quarters are subject to change in future publications as ongoing cases pass through the Criminal Justice System.

A technical guide providing further information on how the data is collected and processed, as well as information on the revisions policy and legislation relevant to knife and offensive weapon sentencing can be found at

<https://www.gov.uk/government/collections/knife-possession-sentencing-quarterly>

Accompanying files

As well as this bulletin, the following products are published as part of this release:

- ODS format tables containing data on knife or offensive weapon offences up to March 2019
- An interactive table tool to look at previous offences involving possession of a blade, point or offensive weapon. The tool provides further breakdowns by gender, police identified ethnicity and prosecuting police force area.
- A Sankey diagram looking at outcomes of those offenders sentenced for knife or offensive weapon offences. The diagram provides further breakdowns by gender and offence type.

Official Statistics status

Official statistics are produced under the remit of the Code of Practice for Official Statistics. They are produced impartially and are free from political influence. More information can be found on the UK Statistics Authority website, accessible via the link below.

<https://www.statisticsauthority.gov.uk/monitoring-and-assessment/code-of-practice/>

Contact

Press enquiries should be directed to the Ministry of Justice press office:

Tel: 020 3334 3536

Email: newsdesk@justice.gsi.gov.uk

Other enquiries about these statistics should be directed to the Justice Statistics Analytical Services division of the Ministry of Justice:

Craig Medhurst, Ministry of Justice, 7th Floor, 102 Petty France, London, SW1H 9AJ

Email: statistics.enquiries@justice.gsi.gov.uk

Next update: Over the summer the Ministry of Justice's extract of the Police National Computer is being expanded to include additional information and will include both confirmation of, and revisions to, data covering many years. As a result of the significant work involved in processing the data and the quality assurance involved, the next update of this bulletin is now expected to be published in October 2019 rather than September 2019. The additional information that we will be receiving will enable our statisticians to improve the analysis we are able to provide. For example, one of the new variables to be received will allow us to provide analysis on knife enabled crime as well as knife possession offences. We currently expect to include this analysis in this bulletin during 2020.

<https://www.gov.uk/government/collections/knife-possession-sentencing-quarterly>

© Crown copyright

Produced by the Ministry of Justice

Alternative formats are available on request from statistics.enquiries@justice.gsi.gov.uk