



Home Office
Indicators of Integration
framework 2019
Toolkit

Introduction



About this toolkit

This toolkit is designed as a guidance tool to help you use the 2019 Home Office Indicators of Integration framework, the associated Theory of Change and accompanying guidelines <https://www.gov.uk/government/publications/home-office-indicators-of-integration-framework-2019>.

It includes example survey questions, variables and data sources to help you design project intervention and monitoring and evaluation tools. It shows how you can use these measures to collect data for a specified population, which you can then compare to data in the public domain to conduct analysis and evaluation. However, you may need to negotiate access to the data in a format that is accessible to you.

National-level data may vary between devolved nations (and sometimes regions or local areas) so may influence your data collection choices. National-level data gives a template for the format of questions you can ask. This will allow you to compare the responses from your target group to wider populations. To allow international comparisons, data from international and pan-European surveys has been included where possible

How to use this toolkit

The Indicators of Integration (IOI) toolkit consists of four main components:

- UK source overview
- UK questions and data information
- international indicators comparison
- international data sources

This is an interactive document and you can click on the links that are relevant to your project and research. Each integration indicator has information on how frequently the data is collected, prompts and questions for you to use, and links to technical information.

While you are encouraged to use the toolkit, it is not mandatory. This is a working document and it will be updated.

Good practice in carrying out data collection

Keep your questionnaire as short as possible to maximise the number of responses you receive. Consider the objectives of your project and the outcomes that underpin these. Questions can then be selected to measure these outcomes.

For comprehensive analysis and insight, we recommend you always collect demographic data so you can compare subgroups in your sample to those in the wider population. As 'country of birth' tends to be used to capture 'migration status' in the UK, we advise that you collect this data wherever possible to compare rates among UK-born and non-UK born people.

By collecting personal information, you are responsible for ensuring that data is collected, processed, stored and destroyed in line with data protection guidelines and the law. A good source of information is the website of the Information Commissioner's Office: <https://ico.org.uk/>.

Resources



Overview of data sources available to UK practitioners used within the UK Questions & Data Information

Data source	Year/Frequency of data collection	Disaggregation	Limitations
Survey data			
Active People Survey	Annually (2016-discontinued)	Age, Ethnicity, Gender	It is important to note that this sampling frame does not provide a complete coverage of the population. A small proportion of households do not have access to a telephone, part of the reason why a mobile boost was applied to the survey in APS5. Furthermore, individuals living in institutions were also likely to be excluded. However, as these groups make up a small proportion of the population they were excluded from the main APS5 and APS6 surveys. For more information: https://files.digital.nhs.uk/pdf/s/h/adult_psychiatric_study_prelims_web.pdf
Adult Psychiatric Morbidity Survey 2014	2014	Ethnicity	The sampling frame covers only those living in private households, and therefore those who were living in institutional settings would not have had a chance to be selected. People living in such settings are likely to have worse mental health than those living in private households. For more information: https://assets.publishing.service.gov.uk/government/uploads/system/uploads/attachment_data/file/556596/apms-2014-full-rpt.pdf .
Annual Population Survey (Labour Force Survey)	Annually	Primarily Economic Status but also: Age, Sex, Religion, Ethnicity, Country of Birth, Nationality	Data are from a sample household survey, as such estimates are subject to uncertainty due to sampling variation and weighting processes. Data will also exclude non-resident workers and some of those in communal establishments – as such some groups (e.g. short-term non-resident workers and recently arrived long-term migrants in hotels/hostels etc.) may be underrepresented. Nationality is self reported and people with multiple nationalities can only report a single nationality of their choice. For more information please visit: https://www.ons.gov.uk/file?uri=/employmentandlabourmarket/peopleinwork/employmentandemployeetypes/methodologies/labourforcesurveyuserguidance/volume6.pdf
British Social Attitudes Survey	Annually	Age, Employment Status, Marital Status, Sex	The sample is confined to those living in private households. People living in institutions (though not in private households at such institutions) are excluded, as are households whose addresses were not on the Postcode Address File (PAF).
Citizenship Survey (2011- discontinued)	Annually (2011-discontinued)	Age, Sex, Marital Status, Ethnicity	The Citizenship Survey is available only from 2001 until 2011 unless it is resumed in the future. Data do not include information on respondents' legal citizenship or immigration status, although it does include self-identified nationality, country of birth, country of parents' birth and self-identified ethnicity. Because of the minority booster sample, it is especially important to use survey weights properly in any analysis, and to use the appropriate sample with or without the minority boost. For more information: http://doc.ukdataservice.ac.uk/doc/7111/mrdoc/pdf/7111_technical_report.pdf
Community Life Survey	Annually	Age, Sex, Marital Status, Ethnicity	Nearly two-thirds of interviews were completed online, versus one-third completed by paper questionnaire. The paper questionnaire was shorter than the online survey, only containing roughly 50% of the questions. Data users should be aware that some questions that only appeared in the web survey will have a smaller base size as a result. For more information please visit: https://assets.publishing.service.gov.uk/government/uploads/system/uploads/attachment_data/file/770554/Community_Life_Online_and_Paper_Survey_Technical_Report_2017-18.pdf

Data source	Year/Frequency of data collection	Disaggregation	Limitations
Crime Survey for England and Wales	Annually	Age, Sex, Ethnicity, Marital Status, Nationality, Country of Birth	<p>The survey is subject to error associated with sampling and respondents recalling past events. The potential time lag between occurrence of crime and survey data collection means that the survey is not a good measure of emerging trends.</p> <p>Crimes against businesses and those not resident in households (for example, residents of institutions and visitors) are excluded.</p> <p>Headline estimates exclude offences that are difficult to estimate robustly (such as sexual offences) or that have no victim who can be interviewed (for example, homicides and drug offences). Fraud and cybercrime were previously excluded.</p> <p>For more information: https://www.ons.gov.uk/peoplepopulationandcommunity/crimeandjustice/bulletins/crimeinenglandandwales/yearendingseptember2018#quality-and-methodology</p>
Crime Survey for England and Wales (aged 10-15 years)	Annually	Age, Sex	Only persons aged 10-15 years are included.
English Housing Survey	Annually	Age, Sex, Marital Status, Ethnicity	This survey covers England only. Scotland, Wales and Northern Ireland run their own housing surveys. For more information: https://assets.publishing.service.gov.uk/government/uploads/system/uploads/attachment_data/file/774852/EHS_Quality_Report_2017-18.pdf
Ethnic Minority British Election Study	2010	Age, Sex, Ethnicity, Religion, Nationality, Country of Birth	The survey only aims to be representative of the five largest ethnic minority groups in the UK: Black Caribbean, Black African, Indian, Pakistani and Bangladeshi.
Eurobarometer	2006	Age, Sex	Readers are reminded that survey results are estimations, the accuracy of which, everything being equal, rests upon the sample size and upon the observed percentage. For more information: http://ec.europa.eu/commfrontoffice/publicopinion/index.cfm/Survey/getSurveyDetail/instruments/SPECIAL/surveyKy/525/p/5
European Social Survey	Biennially	Age, Sex, Citizenship, Country of Birth (and more)	https://www.europeansocialsurvey.org/data/methodological_data.html
Family Resources Survey	Annually	Ethnicity	www.gov.uk/government/collections/family-resources-survey--2#background-information-and-guidance
GP Patient Survey	Dependent on indicator	Region, Ethnicity	<p>Sample sizes at practice level are relatively small. The survey does not include qualitative data which limits the detail provided by the results.</p> <p>The data is provided once a year rather than in real time.</p> <p>For more information: https://gp-patient.co.uk/</p>

Data source	Year/Frequency of data collection	Disaggregation	Limitations
Labour Force Survey	Quarterly	Primarily Economic Status but also: Age, Sex, Religion, Ethnicity, Country of Birth, Nationality	The Labour Force Survey (LFS) base excludes people in student halls of residence without a parent resident in the UK, and other people in certain communal establishments for instance hostels, guest houses and mobile home sites frequently used by migrants, particularly temporary migrants. As the LFS refreshes one wave of respondents every quarter, it is likely to reflect population changes with a time lag. The small number of observations for sub-national geographies and specific groups increases the sampling error and produces less reliable estimates. Surveys are unlikely to capture short term, temporary and seasonal migrants. For more information please visit: www.ons.gov.uk/employmentandlabourmarket/peopleinwork/employmentandemployeetypes/methodologies/labourforcesurveyperformanceandqualitymonitoringreports/labourforcesurveyperformanceandqualitymonitoringreportapriltojune2017
National Survey for Wales	Annually	Age, Sex, Marital Status, Ethnicity	This survey covers Wales only. For more information: https://gov.wales/docs/caecd/research/2018/180620-national-survey-wales-2017-18-technical-report-en.pdf
Northern Ireland Life and Times Survey 2017	Annually	Age, Sex, Ethnicity, Religion	This survey applies to Northern Ireland only. For more information: https://www.ark.ac.uk/nilt/2017/techinfo.html
Personal Social Services Adult Social Care Survey, England	Annually	Region	https://files.digital.nhs.uk/5A/C55503/pss-ascs-eng-1718-methodology.pdf
Poverty and Social Exclusion in the UK: UK Living Standards Survey	1999, 2002, 2012	Age, Sex, Marital Status, Ethnicity, Language, Religion	http://www.poverty.ac.uk/pse-research/survey-details
Scottish Social Attitudes Survey	Annually	Age, Sex, Marital Status, Ethnicity	This survey applies to Scotland only. For more information: https://www.gov.scot/publications/scottish-social-attitudes-technical-annex-2017
Skills for Life Survey	2011	Age, Ethnicity, Region, Gender, Index of Multiple Deprivation	The range of criteria tested in the Skills for Life Survey literacy assessment is relatively small because of the limitations imposed by multiple choice testing, the technology available at the time of the assessment's development and the time available for the respondent to take the assessment. For more information: https://assets.publishing.service.gov.uk/government/uploads/system/uploads/attachment_data/file/36000/12-p168-2011-skills-for-life-survey.pdf
Survey of New Refugees in the United Kingdom	2005-2009	Country of Origin, Sex, Time Since Asylum Decision	http://doc.ukdataservice.ac.uk/doc/6556/mrdoc/pdf/6556_technical_and_data_notes.pdf
Taking Part Survey	Annually	Age, Gender, Economic Status, Ethnicity	This study applies to England only. For practical reasons, residents of institutional accommodation (armed forces barracks, student halls of residence, hospitals, care homes, prisons etc) are excluded from the survey. It is assumed that participation in the sports and cultural sectors for these people is atypical. For example, a person in hospital is unable to visit a museum or take part in a sporting activity, whilst someone in prison may have little choice in what activities they take part in. For more information: https://assets.publishing.service.gov.uk/government/uploads/system/uploads/attachment_data/file/648214/Taking_Part_-_Guidance_note.pdf

Data source	Year/Frequency of data collection	Disaggregation	Limitations
The Programme for International Student Assessment Survey	Triannually	Age, Sex	http://www.oecd.org/pisa/data/2015-technical-report/
The Warwick-Edinburgh Mental Wellbeing Scale (WEMWBS) (What About YOUth (WAY) survey)	2014-2015	Region	The Warwick-Edinburgh Mental Wellbeing Scale (WEMWBS) was incorporated into the What About YOUth (WAY) survey. This survey covers England only. For more information: https://files.digital.nhs.uk/publicationimport/pub19xxx/pub19244/what-about-youth-eng-tec
Understanding Society Survey	Annually	Age, Sex, Marital Status, Ethnicity, Nationality, Country of Birth	Surveys gather information from a sample rather than from the whole population. The selection of the sample for the Understanding Society study is designed to be representative of the whole population, but there are limitations to this accuracy, due to, for example, time and cost constraints. Thus, results from a sample survey are always estimates, not precise figures. This means that they are subject to a margin of error which can affect how changes in the numbers should be interpreted, especially in the short term. Year-on-year movements should be treated with caution. For more information: https://www.understandingsociety.ac.uk/sites/default/files/downloads/documentation/mainstage/user-guides/mainstage-user-guide.pdf
What About YOUth (WAY) survey	2014-2015	Region	This survey covers England only. For more information: https://files.digital.nhs.uk/publicationimport/pub19xxx/pub19244/what-about-youth-eng-tech-rep.pdf
Statistics	Year/Frequency of data collection will vary by individual statistics	Disaggregating variables will vary by individual statistics	
Access to Higher Education	2016-2017	Gender, Age, Ethnicity, Disability	
Department for Education	Annually	Ethnicity, First Language, Sex, Free School Meals, Year Group	
Department for Work and Pensions	Dependent on indicator	Ethnicity, Age, Sex	
EMN Synthesis Report for the EMN Focussed Study 2016	2017	Gender	
Higher Education Statistics Agency (HESA)	Annually	Age, Institution	

Data source	Year/Frequency of data collection	Disaggregation	Limitations
Home Office- Gov.uk	Dependent on indicator	Ethnicity, Age, Sex, Country of Nationality, Previous Country of Nationality	
Ministry of Housing, Communities and Local Government	Dependent on indicator	Ethnicity, Age, Income, Region	Dependent on indicator
Ministry of Justice	Annually	Age, Sex, Ethnicity	These data have been extracted from large administrative data systems generated by the courts, police forces and other agencies. Consequently, care should be taken to ensure the limitations of these data are taken into account. All results relate to England and Wales unless explicitly stated otherwise. For more information: https://assets.publishing.service.gov.uk/government/uploads/system/uploads/attachment_data/file/663385/technical-guide-statistics-race-cjs-2017.pdf
NHS Digital	Annually	Age, Gender, Ethnic Group, Index of Multiple Deprivation, Clinical Commissioning Group	Dependent on indicator
OECD	2016	By country	
Office for National Statistics	Dependent on indicator	Age, Sex, Disability, Region, Religion, Index of Multiple Deprivation	Dependent on indicator
Ofqual	Quarterly	None	The main source of potential error is in the information provided by awarding organisations. Ofqual cannot guarantee the number of certificates submitted is correct and there may be systematic bias when the information is sent, although awarding organisations are expected to provide the correct data. For more information: https://assets.publishing.service.gov.uk/government/uploads/system/uploads/attachment_data/file/627655/Background_information_VQ_quarterly_January_to_March_2017.pdf
Public Health England	Dependent on indicator	Region, Gender	
UCAS	Annually	Ethnicity, Socioeconomic Status	
World Health Organisation	2014	By country	

Data source	Year/Frequency of data collection	Disaggregation	Limitations
Alternative Sources			
APPG Refugees Welcome Report	2005-2006 / 2014-2015	None	The report highlights that these figures do not 'capture the full picture' as there is evidence of charities and not-for-profit organisations offering English for Speakers of Other Languages (ESOL) classes to meet some of the excess demand. For more information: https://www.refugeecouncil.org.uk/assets/0004/0316/APPG_on_Refugees_-_Refugees_Welcome_report.pdf
BIS: Evaluation of the Impact of Learning Below Level 2	2013	None	This has been taken from a small-scale study of 400 ESOL learners and therefore is not representative of the entire ESOL learner population.
England Shelter	2014	None	The data focuses solely on local councils within London, therefore it may not be representative of the UK.
ESRC-funded Party Members Project	N/a	Age, Class, Ethnicity	
Feasibility Study for a survey of migrants	2011	Age, Sex, Marital Status, Ethnicity, Nationality	https://assets.publishing.service.gov.uk/government/uploads/system/uploads/attachment_data/file/115909/occ92-technical-report.pdf
OECD/INFE TOOLKIT	2015	Ethnicity, Gender	The data used in this report are drawn from national surveys as part of a co-ordinated measurement exercise. Although the data are largely comparable, differences in sampling and data collection methods should be taken into account when considering the results.
Start Up Loans Company	Ad hoc	Ethnicity	
VPRS/VCRS monitoring forms	None	None	Questions from this source are taken from VPRS/VCRS monitoring forms that are sent to local authorities and therefore there are no published results to compare to. The asterisks (*) indicate the questions are not from the source but could be used.

Overview of potential international data sources (IRRS, 2018)

Data source	Hyperlink	Third-Country	Hyperlink	International	Hyperlink
European Union Labour Force Survey	https://ec.europa.eu/eurostat/web/microdata/european-union-labour-force-survey	Australian Labour Force Survey	http://www.abs.gov.au/ausstats/abs@.nsf/mf/6202.0	International sources as for Work and OECD Programme for International Assessment of Adult Competencies (PIAAC) 2012	http://www.oecd.org/skills/piaac/
European Union Statistics on Income and Living Conditions (EU-SILC)	https://ec.europa.eu/eurostat/web/microdata/european-union-statistics-on-income-and-living-conditions	Canadian Labour Force Survey	https://www.statcan.gc.ca/eng/survey/household/3701		
European Social Survey (ESS)	https://www.europeansocialsurvey.org/	New Zealand Labour Force Survey	https://www.stats.govt.nz/topics/labour-market		
Eurostat Database on International Migration and Asylum	https://ec.europa.eu/eurostat/web/asylum-and-managed-migration/data/database	Australian Survey on Education and Work (ASEW)	http://www.abs.gov.au/ausstats/abs@.nsf/dossbytitle/09F494FB1EA20EC8CA256BD00026A755?OpenDocument		
German Socio Economic Panel (G-SOEP 2012 95% sample)	https://www.diw.de/en/diw_02.c.222517.en/data.html	Chile: Encuesta de Caracterización Socioeconómica Nacional (CASEN)	http://observatorio.ministeriodesarrollosocial.gob.cl/casen/casen_obj.php		
		Israel Labour Force Survey	https://countryeconomy.com/labour-force-survey/israel		
		Japanese Population Survey	https://www.stat.go.jp/english/data/handbook/c0117.html		
		Korean: Foreign Labour Force Survey	http://kostat.go.kr/portal/eng/pressReleases/5/3/index.board		
		Economically Active Population Survey of Korean Nationals (EAPS)	http://kostat.go.kr/portal/eng/pressReleases/5/2/index.board		

Data source	Hyperlink	Third-Country	Hyperlink	International	Hyperlink
		Mexico: Encuesta Nacional de Ocupación y Empleo (ENOE)	http://en.www.inegi.org.mx/programas/enoe/15ymas/		
		US: Current Population Surveys (CSP)	https://www.census.gov/programs-surveys/cps.html		
		Australian Census on Population and Housing 2011	https://www.abs.gov.au/websitedbs/censushome.nsf/home/historicaldata2011?opendocument&navpos=280		
		Canadian National Household Survey NHS 2011	https://www12.statcan.gc.ca/nhs-enm/2011/dp-pd/prof/index.cfm?Lang=E		
		Israel: Household Expenditure Survey (HES) 2012	https://old.cbs.gov.il/webpub/pub/text_page_eng.html?publ=112&CYear=2015&CMonth=1		
		New Zealand: Household Economic Survey (HES) 2013	http://archive.stats.govt.nz/browse_for_stats/people_and_communities/Households/HouseholdEconomicSurvey_HOTPYeJun13.aspx		
		Canadian Community Health Survey (CCHS) 2011-2012	http://www23.statcan.gc.ca/imdb/p2SV.pl?Function=getSurvey&Id=135927		
		Canada: General Social Survey (GGSS) 2009	https://www150.statcan.gc.ca/n1/pub/89f0115x/89f0115x2009001-eng.htm		
		New Zealand: General Social Survey (NZGSS) 2012	http://archive.stats.govt.nz/browse_for_stats/people_and_communities/Households/nzgss_HOTP2012.aspx		
		United States General Social Survey (USGSS) 2004-2012	http://gss.norc.ohio-state.edu/		

Data source	Hyperlink	Third-Country	Hyperlink	International	Hyperlink
		Australia: Scanlon Survey on Social Cohesion (SSCC) 2012-2013	https://www.monash.edu/__data/assets/pdf_file/0019/134704/mapping-social-cohesion-national-report-2012.pdf		
		American Community Survey (ACS)	https://www.census.gov/programs-surveys/acs		
		Canadian National Household Survey (NHS)	http://guides.library.ubc.ca/gpcanadacensus/censusNHS		
		New Zealand General Social Survey (NZGSS)	http://archive.stats.govt.nz/browse_for_stats/people_and_communities/well-being/nzgss-info-releases.aspx		

International Indicators Comparison

- Markers and Means
- Social connections
- Facilitators
- Foundation

HO Indicator Domain	Indicator	Source	Hyperlink
Work	General services able to address the specific needs of the foreign-trained, very low-educated, young arrivals or migrant women	MIPEX Indicators (2015)	http://www.mipex.eu/
Work	The same working conditions and access to unions as nationals	MIPEX Indicators (2015)	http://www.mipex.eu/
Work	The same access to the social security system	MIPEX Indicators (2015)	http://www.mipex.eu/
Work	Employment rate	MIPEX Indicators (2015)	http://www.mipex.eu/
Work	Share of unemployed low-educated/high-educated receiving unemployment benefits	MIPEX Indicators (2015)	http://www.mipex.eu/
Work	Over-qualification rate	MIPEX Indicators (2015)	http://www.mipex.eu/
Work	Over-qualification gap	MIPEX Indicators (2015)	http://www.mipex.eu/
Work	In-work poverty rate	MIPEX Indicators (2015)	http://www.mipex.eu/
Work	In-work poverty gap	MIPEX Indicators (2015)	http://www.mipex.eu/
Work	Employment rate: % of 15-64 year olds who are in employment	Zaragoza Indicators (2015)	https://ec.europa.eu/home-affairs/sites/homeaffairs/files/e-library/documents/policies/legal-migration/integration/docs/ec_oecd_joint_report_indicators_of_immigrant_integration_2015_en.pdf
Work	Activity rate: Economically active population as a proportion of all aged 15-64 years	Zaragoza Indicators (2015)	https://ec.europa.eu/home-affairs/sites/homeaffairs/files/e-library/documents/policies/legal-migration/integration/docs/ec_oecd_joint_report_indicators_of_immigrant_integration_2015_en.pdf
Work	% of unemployed workers aged 15-64 years	Zaragoza Indicators (2015)	https://ec.europa.eu/home-affairs/sites/homeaffairs/files/e-library/documents/policies/legal-migration/integration/docs/ec_oecd_joint_report_indicators_of_immigrant_integration_2015_en.pdf
Work	Proportion of self-employed people aged 15-64 years (excluding agricultural sector)	Zaragoza Indicators (2015)	https://ec.europa.eu/home-affairs/sites/homeaffairs/files/e-library/documents/policies/legal-migration/integration/docs/ec_oecd_joint_report_indicators_of_immigrant_integration_2015_en.pdf

HO Indicator Domain	Indicator	Source	Hyperlink
Work	Proportion of people with tertiary education whose activity requires lower levels of qualifications (ages 15-64) (excludes armed forces)	Zaragoza Indicators (2015)	https://ec.europa.eu/home-affairs/sites/homeaffairs/files/e-library/documents/policies/legal-migration/integration/docs/ec_oecd_joint_report_indicators_of_immigrant_integration_2015_en.pdf
Work	Proportion of individuals living on less than 60% of country's equivalised median disposable income (below the poverty line)	Zaragoza Indicators (2015)	https://ec.europa.eu/home-affairs/sites/homeaffairs/files/e-library/documents/policies/legal-migration/integration/docs/ec_oecd_joint_report_indicators_of_immigrant_integration_2015_en.pdf
Work	Income per capita (adjusted to sqrt of number of household members) EUR at PPP exchange rate	Zaragoza Indicators (2015)	https://ec.europa.eu/home-affairs/sites/homeaffairs/files/e-library/documents/policies/legal-migration/integration/docs/ec_oecd_joint_report_indicators_of_immigrant_integration_2015_en.pdf
Work	TCN income before and after transfer (includes benefits)	Zaragoza Indicators (2015)	https://ec.europa.eu/home-affairs/sites/homeaffairs/files/e-library/documents/policies/legal-migration/integration/docs/ec_oecd_joint_report_indicators_of_immigrant_integration_2015_en.pdf
Work	Full-time/part-time contract	EGRIS: IRRS Indicators (2016)	https://unstats.un.org/unsd/demographic-social/Standards-and-Methods/files/Principles_and_Recommendations/International-Migration/2018_1746_EN_08-E.pdf
Work	Sector of employment (NACE classification)	EGRIS: IRRS Indicators (2016)	https://unstats.un.org/unsd/demographic-social/Standards-and-Methods/files/Principles_and_Recommendations/International-Migration/2018_1746_EN_08-E.pdf
Work	Occupation (ISCO classification)	EGRIS: IRRS Indicators (2016)	https://unstats.un.org/unsd/demographic-social/Standards-and-Methods/files/Principles_and_Recommendations/International-Migration/2018_1746_EN_08-E.pdf
Work	Not in employment, education nor training (NEET)	EGRIS: IRRS Indicators (2016)	https://unstats.un.org/unsd/demographic-social/Standards-and-Methods/files/Principles_and_Recommendations/International-Migration/2018_1746_EN_08-E.pdf
Work	Labour status (employed, unemployed, inactive- ILO definition)	EGRIS: IRRS Indicators (2016)	https://unstats.un.org/unsd/demographic-social/Standards-and-Methods/files/Principles_and_Recommendations/International-Migration/2018_1746_EN_08-E.pdf
Work	Income	EGRIS: IRRS Indicators (2016)	https://unstats.un.org/unsd/demographic-social/Standards-and-Methods/files/Principles_and_Recommendations/International-Migration/2018_1746_EN_08-E.pdf
Work	Material deprivation	EGRIS: IRRS Indicators (2016)	https://unstats.un.org/unsd/demographic-social/Standards-and-Methods/files/Principles_and_Recommendations/International-Migration/2018_1746_EN_08-E.pdf

HO Indicator Domain	Indicator	Source	Hyperlink
Work	Type of contract (temporary/permanent)	EGRIS: IRRS Indicators (2016)	https://unstats.un.org/unsd/demographic-social/Standards-and-Methods/files/Principles_and_Recommendations/International-Migration/2018_1746_EN_08-E.pdf
Work	Access to labour market/employment	EGRIS: IRRS Indicators (2016)	https://unstats.un.org/unsd/demographic-social/Standards-and-Methods/files/Principles_and_Recommendations/International-Migration/2018_1746_EN_08-E.pdf
Work	Main obstacles to finding a (suitable) job (i.e. financial and spatial obstacles, and disabilities)	EGRIS: IRRS Indicators (2016)	https://unstats.un.org/unsd/demographic-social/Standards-and-Methods/files/Principles_and_Recommendations/International-Migration/2018_1746_EN_08-E.pdf
Work	Type of contract (temporary/permanent)	EGRIS: IRRS Indicators (2016)	https://unstats.un.org/unsd/demographic-social/Standards-and-Methods/files/Principles_and_Recommendations/International-Migration/2018_1746_EN_08-E.pdf
Work	Access to labour market/employment	EGRIS: IRRS Indicators (2016)	https://unstats.un.org/unsd/demographic-social/Standards-and-Methods/files/Principles_and_Recommendations/International-Migration/2018_1746_EN_08-E.pdf
Work	Main obstacles to finding a (suitable) job (i.e. financial and spatial obstacles, and disabilities)	EGRIS: IRRS Indicators (2016)	https://unstats.un.org/unsd/demographic-social/Standards-and-Methods/files/Principles_and_Recommendations/International-Migration/2018_1746_EN_08-E.pdf
Work	Employment rate	[OECD/ EU COM] Indicators of Immigrant Integration (2015)	http://www.oecd.org/publications/indicators-of-immigrant-integration-2015-settling-in-9789264234024-en.htm
Work	Activity rate	[OECD/ EU COM] Indicators of Immigrant Integration (2015)	http://www.oecd.org/publications/indicators-of-immigrant-integration-2015-settling-in-9789264234024-en.htm
Work	Unemployment rate	[OECD/ EU COM] Indicators of Immigrant Integration (2015)	http://www.oecd.org/publications/indicators-of-immigrant-integration-2015-settling-in-9789264234024-en.htm

HO Indicator Domain	Indicator	Source	Hyperlink
Work	Long-term unemployment rate	[OECD/ EU COM] Indicators of Immigrant Integration (2015)	http://www.oecd.org/publications/indicators-of-immigrant-integration-2015-settling-in-9789264234024-en.htm
Work	Share of inactive who wish to work	[OECD/ EU COM] Indicators of Immigrant Integration (2015)	http://www.oecd.org/publications/indicators-of-immigrant-integration-2015-settling-in-9789264234024-en.htm
Work	Jobs distribution (by: Types of Contracts, Working Hours, Involuntary Part-time, Job Skills)	[OECD/ EU COM] Indicators of Immigrant Integration (2015)	http://www.oecd.org/publications/indicators-of-immigrant-integration-2015-settling-in-9789264234024-en.htm
Work	Over-qualification rate	[OECD/ EU COM] Indicators of Immigrant Integration (2015)	http://www.oecd.org/publications/indicators-of-immigrant-integration-2015-settling-in-9789264234024-en.htm
Work	Share of self-employment	[OECD/ EU COM] Indicators of Immigrant Integration (2015)	http://www.oecd.org/publications/indicators-of-immigrant-integration-2015-settling-in-9789264234024-en.htm
Work	Share of employment in the "public services" sector	[OECD/ EU COM] Indicators of Immigrant Integration (2015)	http://www.oecd.org/publications/indicators-of-immigrant-integration-2015-settling-in-9789264234024-en.htm
Work	Poverty rate	[OECD/ EU COM] Indicators of Immigrant Integration (2015)	http://www.oecd.org/publications/indicators-of-immigrant-integration-2015-settling-in-9789264234024-en.htm
Work	In-work poverty rate	[OECD/ EU COM] Indicators of Immigrant Integration (2015)	http://www.oecd.org/publications/indicators-of-immigrant-integration-2015-settling-in-9789264234024-en.htm

HO Indicator Domain	Indicator	Source	Hyperlink
Work	Share of households with a bank account	[OECD/ EU COM] Indicators of Immigrant Integration (2015)	http://www.oecd.org/publications/indicators-of-immigrant-integration-2015-settling-in-9789264234024-en.htm
Work	Share of households with an overdrawn bank account	[OECD/ EU COM] Indicators of Immigrant Integration (2015)	http://www.oecd.org/publications/indicators-of-immigrant-integration-2015-settling-in-9789264234024-en.htm
Education	Additional support to access pre-primary, vocational and higher education or to prevent them from dropping out	MIPEX Indicators (2015)	http://www.mipex.eu/
Education	Providing schools with resources to address the specific needs of migrant pupils, their teachers and parents	MIPEX Indicators (2015)	http://www.mipex.eu/
Education	Teachers trained on migrants' needs or intercultural approach	MIPEX Indicators (2015)	http://www.mipex.eu/
Education	Equality of access to study grants: What categories of third country nationals (TCNs) have equal access?	MIPEX Indicators (2015)	http://www.mipex.eu/
Education	Support to access to university education: e.g. measures and targets	MIPEX Indicators (2015)	http://www.mipex.eu/
Education	Share low achievers' mathematics level	MIPEX Indicators (2015)	http://www.mipex.eu/
Education	Low achievers in mathematics gap	MIPEX Indicators (2015)	http://www.mipex.eu/
Education	Number of foreign-born (age 15) who do not attain literacy proficiency Level 2 attending out-of-school classes	MIPEX Indicators (2015)	http://www.mipex.eu/
Education	Number of TCN-born aged 15 / Total population aged 15	MIPEX Indicators (2015)	http://www.mipex.eu/
Education	Literary Skills (PIACC 2012 survey of adults)	Zaragoza Indicators (2015)	https://ec.europa.eu/home-affairs/sites/homeaffairs/files/e-library/documents/policies/legal-migration/integration/docs/ec_oecd_joint_report_indicators_of_immigrant_integration_2015_en.pdf
Education	Education level	EGRIS: IRRS Indicators (2016)	https://unstats.un.org/unsd/demographic-social/Standards-and-Methods/files/Principles_and_Recommendations/International-Migration/2018_1746_EN_08-E.pdf

HO Indicator Domain	Indicator	Source	Hyperlink
Education	Access to education - gross enrolment ratio	EGRIS: IRRS Indicators (2016)	https://unstats.un.org/unsd/demographic-social/Standards-and-Methods/files/Principles_and_Recommendations/International-Migration/2018_1746_EN_08-E.pdf
Education	Support received as a child integrating into the school system	EGRIS: IRRS Indicators (2016)	https://unstats.un.org/unsd/demographic-social/Standards-and-Methods/files/Principles_and_Recommendations/International-Migration/2018_1746_EN_08-E.pdf
Education	Recognition of qualification	EGRIS: IRRS Indicators (2016)	https://unstats.un.org/unsd/demographic-social/Standards-and-Methods/files/Principles_and_Recommendations/International-Migration/2018_1746_EN_08-E.pdf
Education	Civic education	EGRIS: IRRS Indicators (2016)	https://unstats.un.org/unsd/demographic-social/Standards-and-Methods/files/Principles_and_Recommendations/International-Migration/2018_1746_EN_08-E.pdf
Education	Years spent out of education as a child	EGRIS: IRRS Indicators (2016)	https://unstats.un.org/unsd/demographic-social/Standards-and-Methods/files/Principles_and_Recommendations/International-Migration/2018_1746_EN_08-E.pdf
Education	Educational attainment	[OECD/ EU COM] Indicators of Immigrant Integration (2015)	http://www.oecd.org/publications/indicators-of-immigrant-integration-2015-settling-in-9789264234024-en.htm
Education	Literacy skills	[OECD/ EU COM] Indicators of Immigrant Integration (2015)	http://www.oecd.org/publications/indicators-of-immigrant-integration-2015-settling-in-9789264234024-en.htm
Education	Participation in education in education and training	[OECD/ EU COM] Indicators of Immigrant Integration (2015)	http://www.oecd.org/publications/indicators-of-immigrant-integration-2015-settling-in-9789264234024-en.htm
Education	Proportion with unmet training needs	[OECD/ EU COM] Indicators of Immigrant Integration (2015)	http://www.oecd.org/publications/indicators-of-immigrant-integration-2015-settling-in-9789264234024-en.htm

HO Indicator Domain	Indicator	Source	Hyperlink
Education	Participation in job-related training	[OECD/ EU COM] Indicators of Immigrant Integration (2015)	http://www.oecd.org/publications/indicators-of-immigrant-integration-2015-settling-in-9789264234024-en.htm
Education	Usefulness of job-related training	[OECD/ EU COM] Indicators of Immigrant Integration (2015)	http://www.oecd.org/publications/indicators-of-immigrant-integration-2015-settling-in-9789264234024-en.htm
Housing	What categories of TCNs have equal access to housing benefits? (e.g., public/social housing, participation in housing financing schemes)?	MIPEX Indicators (2015)	http://www.mipex.eu/
Housing	Access to housing (rent control, public/social housing, participation in housing financing schemes)?	MIPEX Indicators (2015)	http://www.mipex.eu/
Housing	Share of permanent permits (TCN with 5 years' residence / Total TCN population)	MIPEX Indicators (2015)	http://www.mipex.eu/
Housing	Number of TCN holding leave to remain (LTR) permits in year X in country Z	MIPEX Indicators (2015)	http://www.mipex.eu/
Housing	Housing and Tenure Status: Owner-occupied, Tenancy, Free Occupancy.	Zaragoza Indicators (2015)	https://ec.europa.eu/home-affairs/sites/homeaffairs/files/e-library/documents/policies/legal-migration/integration/docs/ec_oecd_joint_report_indicators_of_immigrant_integration_2015_en.pdf
Housing	Housing situation (camp, collective household, independent household)	EGRIS: IRRS Indicators (2016)	https://unstats.un.org/unsd/demographic-social/Standards-and-Methods/files/Principles_and_Recommendations/International-Migration/2018_1746_EN_08-E.pdf
Housing	Home ownership rate	[OECD/ EU COM] Indicators of Immigrant Integration (2015)	http://www.oecd.org/publications/indicators-of-immigrant-integration-2015-settling-in-9789264234024-en.htm
Housing	Share of renters at a reduced rate	[OECD/ EU COM] Indicators of Immigrant Integration (2015)	http://www.oecd.org/publications/indicators-of-immigrant-integration-2015-settling-in-9789264234024-en.htm

HO Indicator Domain	Indicator	Source	Hyperlink
Housing	Share of overcrowded dwellings	[OECD/ EU COM] Indicators of Immigrant Integration (2015)	http://www.oecd.org/publications/indicators-of-immigrant-integration-2015-settling-in-9789264234024-en.htm
Housing	Share of substandard dwellings	[OECD/ EU COM] Indicators of Immigrant Integration (2015)	http://www.oecd.org/publications/indicators-of-immigrant-integration-2015-settling-in-9789264234024-en.htm
Housing	Housing cost overburden rate	[OECD/ EU COM] Indicators of Immigrant Integration (2015)	http://www.oecd.org/publications/indicators-of-immigrant-integration-2015-settling-in-9789264234024-en.htm
Housing	Housing tenure	[OECD/ EU COM] Indicators of Immigrant Integration (2015)	http://www.oecd.org/publications/indicators-of-immigrant-integration-2015-settling-in-9789264234024-en.htm
Housing	Housing cost overburden (spend over 40% of disposable income on rent)	[OECD/ EU COM] Indicators of Immigrant Integration (2015)	http://www.oecd.org/publications/indicators-of-immigrant-integration-2015-settling-in-9789264234024-en.htm
Health and Social Care	Entitlements to healthcare coverage and ease of exercising these rights	MIPEX Indicators (2015)	http://www.mipex.eu/
Health and Social Care	Access policies: Methods and languages are used to inform all categories of migrants about entitlements	MIPEX Indicators (2015)	http://www.mipex.eu/
Health and Social Care	Access policies: Provision of cultural mediators or trained patient navigators	MIPEX Indicators (2015)	http://www.mipex.eu/
Health and Social Care	Access policies: Extent to which services are adapted to the needs of migrants	MIPEX Indicators (2015)	http://www.mipex.eu/
Health and Social Care	Access policies: Extent to which migrants are involved in information provision, service design and delivery	MIPEX Indicators (2015)	http://www.mipex.eu/
Health and Social Care	Access policies: Whether health care staff are prepared for migrants' specific needs (training provision)	MIPEX Indicators (2015)	http://www.mipex.eu/

HO Indicator Domain	Indicator	Source	Hyperlink
Health and Social Care	Self-reported health status: overall physiological and psychological health	Zaragoza Indicators (2015)	https://ec.europa.eu/home-affairs/sites/homeaffairs/files/e-library/documents/policies/legal-migration/integration/docs/ec_oecd_joint_report_indicators_of_immigrant_integration_2015_en.pdf
Health and Social Care	Compound indicator ¹ combining perceptions of overall good health and absence of chronic illness or health-related limitation (usually disability)	Zaragoza Indicators (2015)	https://ec.europa.eu/home-affairs/sites/homeaffairs/files/e-library/documents/policies/legal-migration/integration/docs/ec_oecd_joint_report_indicators_of_immigrant_integration_2015_en.pdf
Health and Social Care	Self-reported health status	EGRIS: IRRS Indicators (2016)	https://unstats.un.org/unsd/demographic-social/Standards-and-Methods/files/Principles_and_Recommendations/International-Migration/2018_1746_EN_08-E.pdf
Health and Social Care	Access to healthcare	EGRIS: IRRS Indicators (2016)	https://unstats.un.org/unsd/demographic-social/Standards-and-Methods/files/Principles_and_Recommendations/International-Migration/2018_1746_EN_08-E.pdf
Health and Social Care	Self-reported unmet need for medical care	EGRIS: IRRS Indicators (2016)	https://unstats.un.org/unsd/demographic-social/Standards-and-Methods/files/Principles_and_Recommendations/International-Migration/2018_1746_EN_08-E.pdf
Health and Social Care	Use of childcare facilities (availability of childcare/childcare coverage)	EGRIS: IRRS Indicators (2016)	https://unstats.un.org/unsd/demographic-social/Standards-and-Methods/files/Principles_and_Recommendations/International-Migration/2018_1746_EN_08-E.pdf
Health and Social Care	Inactivity due to care obligations (child, elderly relative)	EGRIS: IRRS Indicators (2016)	https://unstats.un.org/unsd/demographic-social/Standards-and-Methods/files/Principles_and_Recommendations/International-Migration/2018_1746_EN_08-E.pdf
Health and Social Care	Mental health support needed/received	EGRIS: IRRS Indicators (2016)	https://unstats.un.org/unsd/demographic-social/Standards-and-Methods/files/Principles_and_Recommendations/International-Migration/2018_1746_EN_08-E.pdf
Health and Social Care	Share of people reporting good health status or better	[OECD/ EU COM] Indicators of Immigrant Integration (2015)	http://www.oecd.org/publications/indicators-of-immigrant-integration-2015-settling-in-9789264234024-en.htm
Health and Social Care	Share of people who report unmet medical needs	[OECD/ EU COM] Indicators of Immigrant Integration (2015)	http://www.oecd.org/publications/indicators-of-immigrant-integration-2015-settling-in-9789264234024-en.htm

HO Indicator Domain	Indicator	Source	Hyperlink
Health and Social Care	Share of people who report not to have seen a doctor	[OECD/ EU COM] Indicators of Immigrant Integration (2015)	http://www.oecd.org/publications/indicators-of-immigrant-integration-2015-settling-in-9789264234024-en.htm
Leisure	MIPEX Indicators do not currently measure this aspect of integration	MIPEX Indicators (2015)	http://www.mipex.eu/
Leisure	Zaragoza Indicators do not measure this aspect of integration	Zaragoza Indicators (2015)	https://ec.europa.eu/home-affairs/sites/homeaffairs/files/e-library/documents/policies/legal-migration/integration/docs/ec_oecd_joint_report_indicators_of_immigrant_integration_2015_en.pdf
Leisure	This domain is not currently measured within the EGRIS recommended Indicators of Refugee Wellbeing and Integration (2016)	EGRIS: IRRS Indicators (2016)	https://unstats.un.org/unsd/demographic-social/Standards-and-Methods/files/Principles_and_Recommendations/International-Migration/2018_1746_EN_08-E.pdf
Leisure	Not included in EU/OECD Indicators of Integration	[OECD/ EU COM] Indicators of Immigrant Integration (2015)	http://www.oecd.org/publications/indicators-of-immigrant-integration-2015-settling-in-9789264234024-en.htm
Social Bonds	Non-EU family reunification rate	MIPEX Indicators (2015)	http://www.mipex.eu/
Social Bonds	Zaragoza Indicators do not measure this aspect of integration	Zaragoza Indicators (2015)	https://ec.europa.eu/home-affairs/sites/homeaffairs/files/e-library/documents/policies/legal-migration/integration/docs/ec_oecd_joint_report_indicators_of_immigrant_integration_2015_en.pdf
Social Bonds	This domain is not currently measured within the EGRIS recommended Indicators of Refugee Wellbeing and Integration (2016)	EGRIS: IRRS Indicators (2016)	https://unstats.un.org/unsd/demographic-social/Standards-and-Methods/files/Principles_and_Recommendations/International-Migration/2018_1746_EN_08-E.pdf
Social Bonds	Not included in EU/OECD Indicators of Integration	[OECD/ EU COM] Indicators of Immigrant Integration (2015)	http://www.oecd.org/publications/indicators-of-immigrant-integration-2015-settling-in-9789264234024-en.htm
Social Bridges	Equality of access to higher education and vocational training: What categories of foreign resident adults have equal access?	MIPEX Indicators (2015)	http://www.mipex.eu/
Social Bridges	Measures to counter segregation of migrant pupils and promote integration	MIPEX Indicators (2015)	http://www.mipex.eu/

HO Indicator Domain	Indicator	Source	Hyperlink
Social Bridges	Open to learn immigrant cultures: Provision of option (in or outside school) to learn about migrant pupils' cultures and their / their parents' country of origin	MIPEX Indicators (2015)	http://www.mipex.eu/
Social Bridges	Zaragoza Indicators do not measure this aspect of integration	Zaragoza Indicators (2015)	https://ec.europa.eu/home-affairs/sites/homeaffairs/files/e-library/documents/policies/legal-migration/integration/docs/ec_oecd_joint_report_indicators_of_immigrant_integration_2015_en.pdf
Social Bridges	Participation in local activities/groups	EGRIS: IRRS Indicators (2016)	https://unstats.un.org/unsd/demographic-social/Standards-and-Methods/files/Principles_and_Recommendations/International-Migration/2018_1746_EN_08-E.pdf
Social Bridges	Mixed marriages (between foreign and native-born)	EGRIS: IRRS Indicators (2016)	https://unstats.un.org/unsd/demographic-social/Standards-and-Methods/files/Principles_and_Recommendations/International-Migration/2018_1746_EN_08-E.pdf
Social Bridges	Perceived economic impact of immigration	[OECD/ EU COM] Indicators of Immigrant Integration (2015)	http://www.oecd.org/publications/indicators-of-immigrant-integration-2015-settling-in-9789264234024-en.htm
Social Links	MIPEX Indicators do not currently measure this aspect of integration	MIPEX Indicators (2015)	http://www.mipex.eu/
Social Links	Zaragoza Indicators do not measure this aspect of integration	Zaragoza Indicators (2015)	https://ec.europa.eu/home-affairs/sites/homeaffairs/files/e-library/documents/policies/legal-migration/integration/docs/ec_oecd_joint_report_indicators_of_immigrant_integration_2015_en.pdf
Social Links	This domain is not currently measured within the EGRIS recommended Indicators of Refugee Wellbeing and Integration (2016)	EGRIS: IRRS Indicators (2016)	https://unstats.un.org/unsd/demographic-social/Standards-and-Methods/files/Principles_and_Recommendations/International-Migration/2018_1746_EN_08-E.pdf
Social Links	Not included in EU/OECD Indicators of Integration	[OECD/ EU COM] Indicators of Immigrant Integration (2015)	http://www.oecd.org/publications/indicators-of-immigrant-integration-2015-settling-in-9789264234024-en.htm
Language and Communication	Level of language proficiency required and availability of language courses	MIPEX Indicators (2015)	http://www.mipex.eu/
Language and Communication	Provision of continuous and ongoing education support in language(s) of instruction for migrant pupils: Communicative/ academic fluency	MIPEX Indicators (2015)	http://www.mipex.eu/

HO Indicator Domain	Indicator	Source	Hyperlink
Language and Communication	LTR language support: Support to pass language/integration requirement	MIPEX Indicators (2015)	http://www.mipex.eu/
Language and Communication	LTR language courses: Which applicants are entitled to state-funded courses in order to pass the requirement?	MIPEX Indicators (2015)	http://www.mipex.eu/
Language and Communication	Zaragoza Indicators do not measure this aspect of integration	Zaragoza Indicators (2015)	https://ec.europa.eu/home-affairs/sites/homeaffairs/files/e-library/documents/policies/legal-migration/integration/docs/ec_oecd_joint_report_indicators_of_immigrant_integration_2015_en.pdf
Language and Communication	(Host country) Language knowledge	EGRIS: IRRS Indicators (2016)	https://unstats.un.org/unsd/demographic-social/Standards-and-Methods/files/Principles_and_Recommendations/International-Migration/2018_1746_EN_08-E.pdf
Language and Communication	Language course of host-country language	EGRIS: IRRS Indicators (2016)	https://unstats.un.org/unsd/demographic-social/Standards-and-Methods/files/Principles_and_Recommendations/International-Migration/2018_1746_EN_08-E.pdf
Language and Communication	Not included in EU/OECD Indicators of Integration	[OECD/ EU COM] Indicators of Immigrant Integration (2015)	http://www.oecd.org/publications/indicators-of-immigrant-integration-2015-settling-in-9789264234024-en.htm
Culture	MIPEX Indicators do not currently measure this aspect of integration	MIPEX Indicators (2015)	http://www.mipex.eu/
Culture	Zaragoza Indicators do not measure this aspect of integration	Zaragoza Indicators (2015)	https://ec.europa.eu/home-affairs/sites/homeaffairs/files/e-library/documents/policies/legal-migration/integration/docs/ec_oecd_joint_report_indicators_of_immigrant_integration_2015_en.pdf
Culture	Does the woman take part in the decision-making for their own health?	EGRIS: IRRS Indicators (2016)	https://unstats.un.org/unsd/demographic-social/Standards-and-Methods/files/Principles_and_Recommendations/International-Migration/2018_1746_EN_08-E.pdf
Culture	Age of first marriage	EGRIS: IRRS Indicators (2016)	https://unstats.un.org/unsd/demographic-social/Standards-and-Methods/files/Principles_and_Recommendations/International-Migration/2018_1746_EN_08-E.pdf
Culture	Not included in EU/OECD Indicators of Integration	[OECD/ EU COM] Indicators of Immigrant Integration (2015)	http://www.oecd.org/publications/indicators-of-immigrant-integration-2015-settling-in-9789264234024-en.htm

HO Indicator Domain	Indicator	Source	Hyperlink
Digital Skills	MIPEX Indicators do not currently measure this aspect of integration	MIPEX Indicators (2015)	http://www.mipex.eu/
Digital Skills	Zaragoza Indicators do not measure this aspect of integration	Zaragoza Indicators (2015)	https://ec.europa.eu/home-affairs/sites/homeaffairs/files/e-library/documents/policies/legal-migration/integration/docs/ec_oecd_joint_report_indicators_of_immigrant_integration_2015_en.pdf
Digital Skills	% using the internet	EGRIS: IRRS Indicators (2016)	https://unstats.un.org/unsd/demographic-social/Standards-and-Methods/files/Principles_and_Recommendations/International-Migration/2018_1746_EN_08-E.pdf
Digital Skills	Not included in EU/OECD Indicators of Integration	[OECD/ EU COM] Indicators of Immigrant Integration (2015)	http://www.oecd.org/publications/indicators-of-immigrant-integration-2015-settling-in-9789264234024-en.htm
Safety	Number of individuals who experienced an incident of ethnic/ racial discrimination	MIPEX Indicators (2015)	http://www.mipex.eu/
Safety	Number of individuals who experienced an incident of religious discrimination	MIPEX Indicators (2015)	http://www.mipex.eu/
Safety	Proportions of TCNs who claim to belong to a group that suffers from discrimination on the grounds of ethnicity, nationality or race (ages 15-64)	Zaragoza Indicators (2015)	https://ec.europa.eu/home-affairs/sites/homeaffairs/files/e-library/documents/policies/legal-migration/integration/docs/ec_oecd_joint_report_indicators_of_immigrant_integration_2015_en.pdf
Safety	Discrimination	EGRIS: IRRS Indicators (2016)	https://unstats.un.org/unsd/demographic-social/Standards-and-Methods/files/Principles_and_Recommendations/International-Migration/2018_1746_EN_08-E.pdf
Safety	Suffered violence	EGRIS: IRRS Indicators (2016)	https://unstats.un.org/unsd/demographic-social/Standards-and-Methods/files/Principles_and_Recommendations/International-Migration/2018_1746_EN_08-E.pdf
Safety	Share of immigrants who feel they have been discriminated against	[OECD/ EU COM] Indicators of Immigrant Integration (2015)	http://www.oecd.org/publications/indicators-of-immigrant-integration-2015-settling-in-9789264234024-en.htm
Stability	Access to housing (rent control, public/social housing, participation in housing financing schemes)	MIPEX Indicators (2015)	http://www.mipex.eu/

HO Indicator Domain	Indicator	Source	Hyperlink
Stability	Zaragoza Indicators do not measure this aspect of integration	Zaragoza Indicators (2015)	https://ec.europa.eu/home-affairs/sites/homeaffairs/files/e-library/documents/policies/legal-migration/integration/docs/ec_oecd_joint_report_indicators_of_immigrant_integration_2015_en.pdf
Stability	Residential segregation	EGRIS: IRRS Indicators (2016)	https://unstats.un.org/unsd/demographic-social/Standards-and-Methods/files/Principles_and_Recommendations/International-Migration/2018_1746_EN_08-E.pdf
Stability	Years of residence in the host country (recent vs. long-term residents)	EGRIS: IRRS Indicators (2016)	https://unstats.un.org/unsd/demographic-social/Standards-and-Methods/files/Principles_and_Recommendations/International-Migration/2018_1746_EN_08-E.pdf
Stability	Share of people who think that their area is a good place for migrants to live	[OECD/ EU COM] Indicators of Immigrant Integration (2015)	http://www.oecd.org/publications/indicators-of-immigrant-integration-2015-settling-in-9789264234024-en.htm
Responsibilities, Rights and Citizenship	Right to vote in national elections	MIPEX Indicators (2015)	http://www.mipex.eu/
Responsibilities, Rights and Citizenship	Right to vote in regional elections	MIPEX Indicators (2015)	http://www.mipex.eu/
Responsibilities, Rights and Citizenship	Right to vote in local elections	MIPEX Indicators (2015)	http://www.mipex.eu/
Responsibilities, Rights and Citizenship	Right to stand in local elections	MIPEX Indicators (2015)	http://www.mipex.eu/
Responsibilities, Rights and Citizenship	Membership of and participation to political parties: Equal Access with Nationals	MIPEX Indicators (2015)	http://www.mipex.eu/
Responsibilities, Rights and Citizenship	Membership of and participation in trade unions associations and work-related negotiation bodies	MIPEX Indicators (2015)	http://www.mipex.eu/
Responsibilities, Rights and Citizenship	Naturalisation rate	MIPEX Indicators (2015)	http://www.mipex.eu/

HO Indicator Domain	Indicator	Source	Hyperlink
Responsibilities, Rights and Citizenship	Political participation number of non-EU foreign-born 18+ who were politically active in the last 12 months / Total non-EU foreign-born 18+ population)	MIPEX Indicators (2015)	http://www.mipex.eu/
Responsibilities, Rights and Citizenship	Political participation gap (% non-EU foreign-born politically active / % native-born politically active)	MIPEX Indicators (2015)	http://www.mipex.eu/
Responsibilities, Rights and Citizenship	TCNs granted long-term residence (LTR)	Zaragoza Indicators (2015)	https://ec.europa.eu/home-affairs/sites/homeaffairs/files/e-library/documents/policies/legal-migration/integration/docs/ec_oecd_joint_report_indicators_of_immigrant_integration_2015_en.pdf
Responsibilities, Rights and Citizenship	Self-reported participation in most recent parliamentary elections in host country (limited to those eligible to vote: i.e. those who have taken nationality in the host country)	Zaragoza Indicators (2015)	https://ec.europa.eu/home-affairs/sites/homeaffairs/files/e-library/documents/policies/legal-migration/integration/docs/ec_oecd_joint_report_indicators_of_immigrant_integration_2015_en.pdf
Responsibilities, Rights and Citizenship	Proportion of immigrants who have resided for at least 10 years in the host country and have become citizens (15-year olds and over)	Zaragoza Indicators (2015)	https://ec.europa.eu/home-affairs/sites/homeaffairs/files/e-library/documents/policies/legal-migration/integration/docs/ec_oecd_joint_report_indicators_of_immigrant_integration_2015_en.pdf
Responsibilities, Rights and Citizenship	Receipt of benefits (from the state)	EGRIS: IRRS Indicators (2016)	https://unstats.un.org/unsd/demographic-social/Standards-and-Methods/files/Principles_and_Recommendations/International-Migration/2018_1746_EN_08-E.pdf
Responsibilities, Rights and Citizenship	Voter participation	EGRIS: IRRS Indicators (2016)	https://unstats.un.org/unsd/demographic-social/Standards-and-Methods/files/Principles_and_Recommendations/International-Migration/2018_1746_EN_08-E.pdf
Responsibilities, Rights and Citizenship	Naturalisation rate	[OECD/ EU COM] Indicators of Immigrant Integration (2015)	http://www.oecd.org/publications/indicators-of-immigrant-integration-2015-settling-in-9789264234024-en.htm
Responsibilities, Rights and Citizenship	Voter participation rate	[OECD/ EU COM] Indicators of Immigrant Integration (2015)	http://www.oecd.org/publications/indicators-of-immigrant-integration-2015-settling-in-9789264234024-en.htm
Responsibilities, Rights and Citizenship	Long-term residence status	[OECD/ EU COM] Indicators of Immigrant Integration (2015)	http://www.oecd.org/publications/indicators-of-immigrant-integration-2015-settling-in-9789264234024-en.htm

Value for Money

The following information should be used as guidance for evaluating the value for money (VfM) of an intervention. Without verifiable and measurable objectives success cannot be measured, and proposals will lack focus and be less likely to achieve VfM.

There are six main methods that can be used to assess value for money (VfM):

Cost Effectiveness Analysis (CE analysis), Cost Utility Analysis (CU analysis), Cost Benefit Analysis, Social Return on Investment (SROI), Rank correlation of cost vs impact

More information is available in the BetterEvaluation report: <https://betterevaluation.org/sites/default/files/Evaluating%20methods%20for%20assessing%20VfM%20-%20Farida%20Fleming.pdf>

The below core evaluation questions can be used as guidance to inform this process:

To what extent were the SMART* objectives achieved and by when, in particular:

- To what extent were outputs delivered and when?
- To what extent were the anticipated outcomes produced and by when?
- What continuing change is expected as a result of the above?
- How well did the process of delivering the outputs and outcomes work?
- Were there significant unintended effects?
- What social value was created as defined in the economic dimension?
- What level of confidence can be attributed to the estimates of impact, including social value?
- What was the cost to the public sector as defined in the financial dimension?
(The Green Book - Box 16. Core Evaluation Questions)

Data collection should be done alongside the monitoring of costs; either within the intervention itself, or as part of the organisation's wider cost monitoring. Integrate cost analysis into on-going evaluation. Doing this will mean high-quality evaluation evidence can be obtained and reduces the likelihood of having to retrospectively ask for information on what was delivered and when. Work closely with local counterparts to collect basic data and cost information

What should be considered when assessing cost and benefits?

Fixed and variable costs:

- fixed costs or overheads remain constant over wide ranges of activity for a specified time period (e.g. a building)
- variable costs vary according to the volume of activity (e.g. external training costs vary with the number of trainees).
- Fixed or capital costs
- Joined fixed or capital costs
- Investment costs
- Shared costs
- Starting up costs
- Cost breakdown (cost profiles) for intervention components (inputs/activities)

Quantity of inputs, outputs and outcomes achieved for each stakeholder group:

- cost of volunteer input,
- Time involved for each activity
- total cost of intervention will include direct and indirect costs;

Wider benefits/costs to UK society:

- contextual conditions (local socio-political contexts and the national context)
- monetisable including cash costs
- monetisable benefits including increased economic output of participants
- quantifiable but unmonetisable costs
- qualitative unquantifiable costs
- Indirect effects of intervention (multiplier effects, displacement effects etc)

Wider benefits/costs to UK society:

- contextual conditions (local socio-political contexts and the national context)
- monetisable including cash costs
- monetisable benefits including increased economic output of participants
- quantifiable but unmonetisable costs
- qualitative unquantifiable costs
- Indirect effects of intervention (multiplier effects, displacement effects etc)

For more information, refer to: https://assets.publishing.service.gov.uk/government/uploads/system/uploads/attachment_data/file/685903/The_Green_Book.pdf
https://assets.publishing.service.gov.uk/government/uploads/system/uploads/attachment_data/file/630704/value-for-money-framework.pdf

More detailed guidance on conducting evaluation is contained in the Magenta Book:

https://assets.publishing.service.gov.uk/government/uploads/system/uploads/attachment_data/file/220542/magenta_book_combined.pdf

*SMART objectives are those that are:

- Specific – target a defined area
- Measurable – success is measured through quantifiable improvement or an indicator of improvement
- Achievable – steps towards success are clearly set out
- Realistic – the objective can be achieved given the constraints of time and resource
- Time-bound – a realistic time frame for achieving the objective is established, with key milestones



Sharing your evaluation findings

Sharing your evaluation will help others in the sector to learn from your project, improve services, facilitate transparency and accountability and allow for greater collective impact.

What should I include in my report?

Your report should include a description of the:

- programme
- target group
- local context
- method of evaluation
- findings
- limitations

More guidelines on report structure can be found at: https://masassets.blob.core.windows.net/fincap-cms/files/000/000/111/original/Template_Report_structure.pdf

How do I share my evaluation report?

If you would like to share your report, it should be sent to:
indicatorsofintegration@homeoffice.gov.uk

Indicators of Integration framework toolkit UK Questions & Data Information

Interactive content - click on Headings or Domains to view related information

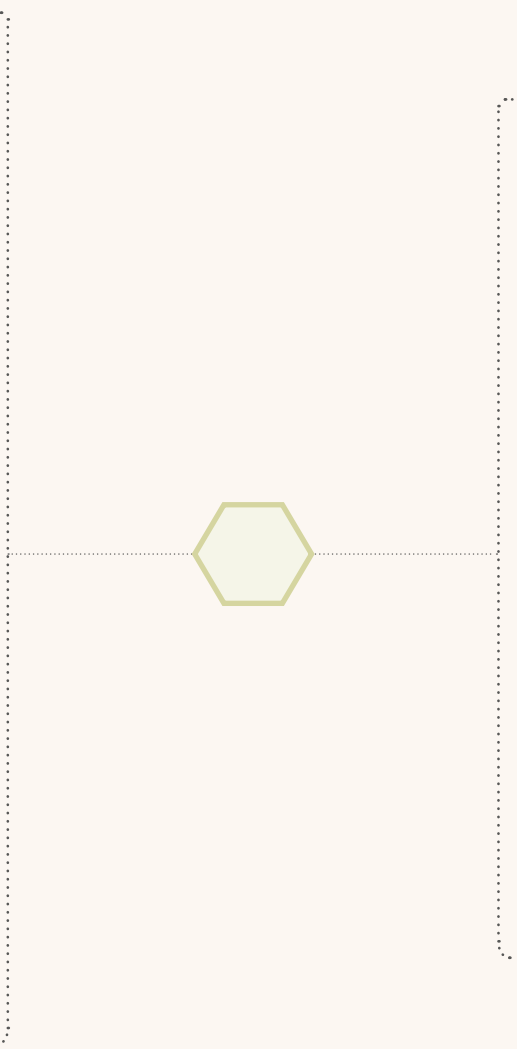

Headings

Domains

Indicator of Integration
(Individual outcomes)

Question / data to collect

Comparable public data



Source



- Disaggregation
- Level of data
- Frequency of data



Limitations

Markers and Means

Domains





Work

Indicator of Integration: (Individual outcomes)



A series of horizontal dotted lines for writing, extending from the blue circle on the left across the page.

The questions on this page will help you collect data on:

% participating in pathways to work (e.g. apprenticeships, work experience or mentoring/shadowing schemes)

Question:

01 In the last 7 days were you on any of the following schemes?

- Work club or enterprise club
- New Enterprise Allowance
- Work experience
- Work trial
- Work programme
- Training for Success [Northern Ireland only option]
- Steps to Work [Northern Ireland only option]
- Training for Work [Scotland only option]
- Get Ready for Work [Scotland only option]
- Any other training scheme
- None of these
- Just 16 and no response

Public data to inform your data collection:

Source

[Labour Force Survey](#)

Disaggregation

This data is split by:

**Economic Status, Age, Sex,
Religion, Ethnicity, Country of
Birth, Nationality**

Level

It is collected in:

**England, Wales, Scotland,
Northern Ireland**

Frequency

It is collected:



The questions on this page will help you collect data on:

% (eligible to work) in paid work

Question:

01 Did you do any paid work in the 7 days ending Sunday the [date], either as an employee or as self-employed?

- Yes
- No

Public data to inform your data collection:

Source

[Labour Force Survey](#)

Disaggregation

This data is split by:

Economic Status, Age, Sex, Religion, Ethnicity, Country of Birth, Nationality

Level

It is collected in:

England, Wales, Scotland, Northern Ireland

Frequency

It is collected:



The questions on this page will help you collect data on:

% employed at a level appropriate to their skills, qualifications and experience - Part 1

Question:

01 If the person is a graduate, are they working in a graduate role?

- Yes
- No

Public data to inform your data collection:

Source

[Annual Population Survey \(Labour Force Survey\)](#)

Disaggregation

This data is split by:

Region (London and UK)

Level

It is collected in:

UK and London

Frequency

It is collected:

Annually

The questions on this page will help you collect data on:

% employed at a level appropriate to their skills, qualifications and experience - Part 2

Question:

Please consider your educational level, experience and skills when answering this question.

01 Do you feel over qualified for your current main job?

- Yes
- No

02 And which of the following do you think is the main reason for this?

- Lack of English language skills
- Non-UK qualifications not recognised
- Restricted rights to work because of citizenship or residence permissions
- Origin, religion or social background
- Something else
- No particular reason

03 What is the second most important reason?

- Lack of English language skills
- Non-UK qualifications not recognised
- Restricted rights to work because of citizenship or residence permissions
- Origin, religion or social background
- Something else
- No particular reason

An alternative approach would be to determine the position held in their country of origin and compare that against current employment.

Public data to inform your data collection:

Source

[Labour Force Survey](#)

Disaggregation

This data is split by:

Economic Status, Age, Sex, Religion, Ethnicity, Country of Birth, Nationality

Level

It is collected in:

England, Wales, Scotland, Northern Ireland

Frequency

It is collected:

2014

The questions on this page will help you collect data on:

% employed across diverse range of employment sectors

Question:

01 Did you do any paid work in the 7 days ending Sunday the [date], either as an employee or as self-employed?

- Yes
- No

02 If you were not in work during that week...

Have you ever (in your life) had paid work, apart from casual or holiday work (or the job you are waiting to begin)? Please include self-employment or a government scheme

- Yes
- No

03 What did the firm/organisation you worked for mainly make or do (at the place where you worked)? Describe fully. As interviewer, probe manufacturing, processing or distribution and ask about main goods produced, materials used, wholesale or retail...

Public data to inform your data collection:

Source

[Labour Force Survey](#)

Disaggregation

This data is split by:

Economic Status, Age, Sex, Religion, Ethnicity, Country of Birth, Nationality

Level

It is collected in:

England, Wales, Scotland, Northern Ireland

Frequency

It is collected:



The questions on this page will help you collect data on:

% holding different kinds of employment contracts - Part 1 (zero-hours, part-time, self-employed, temporary etc.)

Question:

01 What did the firm / organisation you work (or worked) for mainly make or do (at the place where you worked)? Describe fully. As interviewer, probe manufacturing, processing or distribution and ask about main goods produced, materials used, wholesale or retail...

And was that...

- Self-employed?
- A private firm or business, or a limited company?
- Or some other kind of organisation?

02 If it was a different type of organisation...

What kind of non-private organisation was it?

- A public limited company (plc)
- A nationalised industry / state co-operation
- Central government or Civil Service
- Local government or council (including fire services and local authority controlled schools / colleges)
- A university or other grant-funded establishment (include opted-out schools)
- A health authority or NHS trust
- A charity, voluntary organisation or trust
- The armed forces
- A different type of organisation

Public data to inform
your data collection:

Source

[Annual Population Survey
\(Labour Force Survey\)](#)

Disaggregation

This data is split by:

**Economic Status, Age, Sex,
Religion, Ethnicity, Country of
Birth, Nationality**

Level

It is collected in:

**England, Wales, Scotland,
Northern Ireland**

Frequency

It is collected:

 **Annually**

The questions on this page will help you collect data on:

% holding different kinds of employment contracts - Part 2 (zero-hours, part-time, self-employed, temporary etc.)

Question:

01 In your [main] job are you working...

- Part time
- Full time

02 In your [main] job is your agreed working arrangement any of the following...

- Flexi-time (flexible working hours)
- An annualised hours contract
- Term-time working
- Job sharing
- A 9-day fortnight
- A 4-and-a-half day week
- Zero-hours contract
- On-call working
- None of these

Public data to inform
your data collection:

Source

[Labour Force Survey](#)

Disaggregation

This data is split by:

**Economic Status, Age, Sex,
Religion, Ethnicity, Country of
Birth, Nationality**

Level

It is collected in:

**England, Wales, Scotland,
Northern Ireland**

Frequency

It is collected:



The questions on this page will help you collect data on:

% individuals (eligible/able to work) using services of local enterprise company business start-up initiatives

Question:

01 Has this person received a start up loan?

- Yes
- No

Public data to inform your data collection:

.....

Source

[Start Up Loans Company](#)

.....

Disaggregation

This data is split by:

Ethnicity

Level

It is collected in:

England, Wales, Scotland, Northern Ireland

Frequency

It is collected:



Ad hoc

.....

The questions on this page will help you collect data on:

% earning national average annual earnings - Part 1

Question:

01 For each household, what is their annual income?

Public data to inform
your data collection:

Source

[Ethnic Minority British
Election Study](#)

Disaggregation

This data is split by:

**Age, Sex, Ethnicity,
Religion**

Level

It is collected in:

England, Wales, Scotland

Frequency

It is collected:

2010

The questions on this page will help you collect data on:

% earning national average annual earnings - Part 2

Question:

01 What was your last take-home pay, including overtime, bonus, commission, tips or other payments such as tax credits?

- Open response [state amount]

02 How long did this cover?

- 1 week
- 2 weeks
- 3 weeks
- 4 weeks
- 1 calendar month
- 2 calendar months
- 8 times a year
- 9 times a year
- 10 times a year
- 3 months / 13 weeks
- 6 months / 26 weeks
- 1 year / 12 months / 52 weeks
- Less than 1 week
- One off payment or lump sum
- None of these [explain in a note]

03 What is your annual salary? For National average comparisons to your data, the publicly available source data can be found in the source link.

Public data to inform your data collection:

Source

01,02 [Family Resources Survey](#)

03 [Department for Work and Pensions](#)

Disaggregation

This data is split by:

Ethnicity

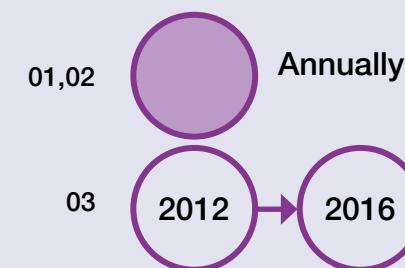
Level

It is collected in:

England, Wales, Scotland, Northern Ireland

Frequency

It is collected:



The questions on this page will help you collect data on:

% individuals and / or households which are economically independent

Question:

01 Which of these is currently the main source of income for you (and your partner)?

- Earnings from employment (own or spouse / partner's)
- Occupational pension(s) from previous employer(s)
- Private pension(s)
- State retirement or widow's pension(s)
- Jobseeker's Allowance / unemployment benefit
- Pension Credit / Minimum Income Guarantee / Income Support for pensioners
- Invalidity, sickness or disabled pension or benefit(s)
- Other state benefit or tax credit
- Interest from savings or investments
- Student grant, bursary or loans
- Dependent on parents / other relatives
- Other main source

Public data to inform your data collection:

Source

[Ethnic Minority British Election Study](#)

Disaggregation

This data is split by:

Age, Sex, Ethnicity, Religion

Level

It is collected in:

England, Wales, Scotland

Frequency

It is collected:

2010

The questions on this page will help you collect data on:

% reporting satisfaction with current employment

Question:

01 Thinking about your work (or main job, if you have more than one), how much do you agree or disagree with the following?

The work I do is interesting

- Strongly agree
- Agree
- Neutral
- Disagree
- Strongly disagree

The work I do is useful

- Strongly agree
- Agree
- Neutral
- Disagree
- Strongly disagree

My job is secure

- Strongly agree
- Agree
- Neutral
- Disagree
- Strongly disagree

Public data to inform your data collection:

Source

[Poverty and Social Exclusion in the UK: UK Living Standards Survey](#)

Disaggregation

This data is split by:

Age, Sex, Marital Status, Ethnicity, Language, Religion

Level

It is collected in:

England, Wales, Scotland, Northern Ireland

Frequency

It is collected:



The questions on this page will help you collect data on:

% in unpaid or voluntary work

Question:

- 01 Think about any groups, clubs or organisations that you have been involved with during the last 12 months. That is anything you have taken part in, supported, or helped in any way, either on your own or with others. Exclude giving money and anything that was a requirement of your job.

Now I'd like you to look at this show card. In the last 12 months, that is, since [DATE ONE YEAR AGO], have you given any unpaid help to [the group, club or organisation/any of the groups, clubs or organisations] you've just mentioned in any of the ways shown on this card?

Interviewer: code all that apply, activities outside the local area are to be included

- Raising or handling money / taking part in sponsored events
- Leading a group / being a member of a committee
- Getting other people involved
- Organising or helping to run an activity or event
- Visiting people
- Befriending or mentoring people
- Giving advice, information or counselling
- Secretarial, admin or clerical work
- Providing transport or driving
- Representing
- Campaigning
- Other practical help (e.g. helping out at school, shopping)
- Any other help
- None of the above

Public data to inform your data collection:

Source

[Community Life Survey](#)

Disaggregation

This data is split by:

Age, Sex, Marital Status, Ethnicity

Level

It is collected in:

England

Frequency

It is collected:

 **Annually**

The questions on this page will help you collect data on:

Perceptions of employment opportunities and barriers to securing stable employment

Question:

01 In the last 5 years do you think you have been refused a job due to discrimination?*

- Yes
- No
- Don't know

If yes...

02 In the last 5 years do you think you have been refused a job for any of the following reasons?

- Your gender
- Your age
- Your race
- Your religion
- Your ethnicity
- Where you live
- Other reason
- Don't know
- None of the above

03 In the last 5 years, do you think you have been discriminated against at work with regard to promotion or a move to a better position?

- Yes
- No
- Don't know
- Not applicable

04 Do you think you were discriminated against because of any of the following reasons?

- Your gender
- Your age
- Your race
- Your religion
- Your ethnicity
- Where you live
- Other reason
- Don't know
- None of the above

Public data to inform your data collection:

Source

[Citizenship Survey \(2011- discontinued\)](#)

*Question not included in source. Question should be asked to avoid leading questions (questions that direct the respondent to a particular answer)

Disaggregation

This data is split by:

Age, Sex, Marital Status, Ethnicity

Level

It is collected in:

England, Wales

Frequency

It is collected:

Annually
(2011-discontinued)

The questions on this page will help you collect data on:

% with retirement plans

Question:

01 Overall, on a scale of 1 to 5 (where 1 is very confident, and 5 is not at all confident), how confident are you that you have made good financial plans for your retirement?

[Very confident]

[Not at all confident]

1 2 3 4 5 • Don't know • Refused to answer

02 And how will you (or do you) fund your retirement?

- Drawing a government pension / old-age benefit
- An occupational or workplace pension plan
- A private pension plan
- Selling your financial assets (such as stocks, bonds or mutual funds)
- Selling your non-financial assets (such as a car, property, art, jewels, antiques, etc.)
- From income generated by your financial or non-financial assets
- Relying on a spouse or partner to support you
- Relying on your children or other family members to support you
- Something else [you may wish to record what]
- Don't know
- Refused to answer the entire question

Public data to inform your data collection:

◇ Source

[OECD/INFE TOOLKIT](#)

○ Disaggregation

This data is split by:

Ethnicity, Gender

○ Level

It is collected in:

International

○ Frequency

It is collected:

2015

The questions on this page will help you collect data on:

Awareness of key institutions, rights, supports and pathways to participation

Question:

01 How well informed do you feel about your rights at work?

- Very well informed
- Well informed
- Not very well informed
- Not well informed at all

Public data to inform your data collection:

Source

[Department of Trade and Industry](#)

See table 3.1

Disaggregation

This data is split by:

None

Level

It is collected in:

UK

Frequency

It is collected:

2002

Education

Indicator of Integration: (Individual outcomes)



A series of horizontal dotted lines extending from the blue circle towards the right, providing a space for notes or data.


The questions on this page will help you collect data on:

% achieving specified key stages at primary level (or equivalent educational attainment of children between the ages of 5 and 11 years old)

Question:

- 01 Did this person reach the expected standard in key stage 1 national curriculum teacher assessments?
-

Public data to inform
your data collection:

 Source

[Department for Education](#)

Disaggregation

This data is split by:

Ethnicity, First Language, Sex

Level

It is collected in:

England

Frequency

It is collected:

Annually

The questions on this page will help you collect data on:

% achieving 5 or more GCSEs / Standard Grades at 9-4 (A*-C) (or equivalent educational attainment of children between the ages of 12 and 16 years old)

Question:

01 What results did this person get in GCSE (or equivalent), e.g. at aged 16?

Public data to inform your data collection:

Source

[Department for Education](#)

See the characteristics local authority tables: SFR01/2018

Disaggregation

This data is split by:

Ethnicity, First Language, Free School Meals, Sex

Level

It is collected in:

England

Frequency

It is collected:

Annually


The questions on this page will help you collect data on:

% achieving 2 or more A level or Advanced Higher passes (or equivalent educational attainment of children and young people aged 17 and 18 years old)

Question:

01 What results did this person get at A level or equivalent?

Public data to inform
your data collection:

 Source

[Department for Education](#)

Disaggregation

This data is split by:

Sex

Level

It is collected in:

England

Frequency

It is collected:

Annually

The questions on this page will help you collect data on:

% students excluded from school

Question:

01 Was this person ever excluded from school? If so, what was the reason?

Public data to inform your data collection:

Source

[Department for Education](#)

Disaggregation

This data is split by:

Ethnicity, Year Group, Gender

Level

It is collected in:

England

Frequency

It is collected:

Annually

The questions on this page will help you collect data on:


% young people and adults achieving admission to tertiary education

Question:

01 If this person left school at 16 or earlier, what did they do when they left school?

02 If this person left school at 18, what did they do when they left school?

Public data to inform your data collection:

 Source

[Department for Education](#)

Disaggregation

This data is split by:

Ethnicity, Sex

Level

It is collected in:

England

Frequency

It is collected:

 **Annually**

The questions on this page will help you collect data on:

% individuals completing vocational qualifications


(e.g. National Vocational Qualifications / Scottish Vocational Qualifications or equivalent)

Question:

01 Has this person received any certificate for vocational qualifications (including ESOL)?

If yes, what type and what level was the qualification?

Public data to inform
your data collection:

 Source

[Ofqual](#)

Disaggregation

This data is split by:

None

Level

It is collected in:

**England, Wales, Northern
Ireland**

Frequency

It is collected:



Quarterly

The questions on this page will help you collect data on:

% completing Access to Higher Education Diploma

Question:

01 Has this person completed the Access to Higher Education Diploma?

Public data to inform your data collection:

Source

[Access to Higher Education](#)

See 'Characteristics of Access to Higher Education Diploma students' on page 6

Disaggregation

This data is split by:

Gender, Age, Ethnicity, Disability

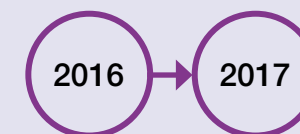
Level

It is collected in:

England, Wales, Northern Ireland

Frequency

It is collected:



The questions on this page will help you collect data on:

% young people and adults achieving admission to university

Question:

01 If this person has applied to university, have they been admitted?

Public data to inform your data collection:

Source

[UCAS](#)

See 'UCAS equality data on admissions to university'

Disaggregation

This data is split by:

Ethnicity, Socioeconomic Status

Level

It is collected in:

England, Wales, Scotland, Northern Ireland

Frequency

It is collected:

 **Annually**

The questions on this page will help you collect data on:

% dropping out of university / higher education (HE)

Question:

01 If this person attended university, did they drop out?

Public data to inform your data collection:

Source

[Higher Education Statistics Agency \(HESA\)](#)

See table D

Disaggregation

This data is split by:

Age, Institution

Level

It is collected in:

England, Wales, Scotland, Northern Ireland

Frequency

It is collected:

 **Annually**

The questions on this page will help you collect data on:

% children participating in pre-school education


Question:

For pre-school aged children (under 5) only:

01 Is this child receiving pre-school education?

02 Does this child have a funded early education place?

Public data to inform
your data collection:

 Source

[Department for Education](#)

Disaggregation

This data is split by:

Age, Sex, Ethnicity

Level

It is collected in:

England

Frequency

It is collected:

Annually

The questions on this page will help you collect data on:

% children participating in lunchtime and 'after school' clubs

Question:

01 Does your child [do your children] use or have... Youth clubs or after school clubs?

- Use – adequate
- Use – inadequate
- Don't use – unavailable or inadequate
- Don't use – don't want / not relevant
- Don't use – can't afford

Public data to inform your data collection:

Source

[Poverty and Social Exclusion
in the UK: UK Living
Standards Survey](#)

Disaggregation

This data is split by:

**Age, Sex, Marital Status,
Ethnicity, Language, Religion**

Level

It is collected in:

**England, Wales, Scotland,
Northern Ireland**

Frequency

It is collected:

2012


The questions on this page will help you collect data on:

Representation of diversity of local population in schools (index of dissimilarity)

Question:

- 01 If person is of school age:
What is their ethnicity?
-

Public data to inform
your data collection:

 Source

[Department for Education](#)

Disaggregation

This data is split by:

Age, Sex, Ethnicity

Level

It is collected in:

England

Frequency

It is collected:

Annually

The questions on this page will help you collect data on:

Students' self-reported feeling of belonging at school

Question:

01 How much do you [your child] feel that you belong at school?

I feel like I belong at school

- Strongly agree
- Agree
- Disagree
- Strongly disagree

Public data to inform your data collection:

Source

[The Programme for International Student Assessment Survey](#)

Disaggregation

This data is split by:

Age, Sex

Level

It is collected in:

International

Frequency

It is collected:




The questions on this page will help you collect data on:

% not in employment, education or training (NEET)

Question:

- 01 [For 16 to 24 year olds] Is this person in employment, education or training?
-

Public data to inform your data collection:

 Source

[Office for National Statistics](#)

Disaggregation

This data is split by:

Sex

Level

It is collected in:

England, Wales, Scotland, Northern Ireland

Frequency

It is collected:



Quarterly

The questions on this page will help you collect data on:

Awareness of key institutions, rights, supports and pathways to participation

Question:

01 How well informed do you feel about your education rights?

- Very well informed
- Well informed
- Not very well informed
- Not well informed at all

Public data to inform your data collection:

Source

[Department of Trade and Industry](#)

Disaggregation

This data is split by:

None

Level

It is collected in:

UK

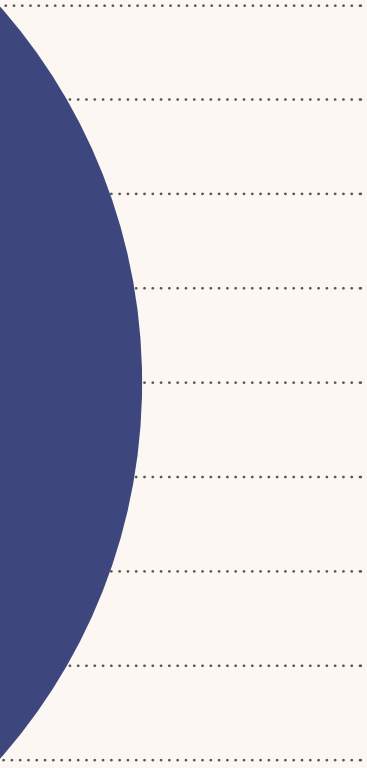
Frequency

It is collected:

2002

Housing

Indicator of Integration: (Individual outcomes)



The questions on this page will help you collect data on:

% homeless

Question:

01 Is this person homeless?

Note to interviewer: The public source data only relates to 'statutory homelessness'. This requires a household to be unintentionally homeless and demonstrate a priority category need (such as dependent children). It doesn't include single homeless people without specific vulnerabilities or people who don't approach their local authority for help.

If you use a different definition in your data collecting, make sure to state this. Also consider capturing statutory homelessness so you can compare to the national data.

Public data to inform your data collection:

Source

[Ministry of Housing, Communities and Local Government](#)

See table 'Eligible unintentionally homeless and in priority need'

Disaggregation

This data is split by:

Ethnicity

Level

It is collected in:

England

Frequency

It is collected:



The questions on this page will help you collect data on:

% living in overcrowded housing

Question:

01 For each household: how many people live there? Is it overcrowded?

A household is counted as overcrowded if it has fewer bedrooms than it needs according to the bedroom standard. This is the difference between the number of bedrooms needed to avoid undesirable sharing (based on the age, sex and relationship of household members) and the number of bedrooms available.

Public data to inform your data collection:

Source

[Ministry of Housing, Communities and Local Government](#)

Disaggregation

This data is split by:

Ethnicity, Age, Income

Level

It is collected in:

England

Frequency

It is collected:

 **Annually**

The questions on this page will help you collect data on:

% of eligible individuals living in social housing

Question:

01 What type of tenancy do you have?

- Local Authority
- Secure tenancy
- Flexible tenancy (offered from April 2012)
- Introductory tenancy
- Housing Association
- Assured tenancy
- Secure tenancy (applies to tenancies taken up between 1985 and 1988)
- Assured Shorthold tenancy
- Fixed-term tenancy (from April 2011)
- Starter tenancy
- Other

Public data to inform your data collection:

Source

[English Housing Survey](#)

Disaggregation

This data is split by:

**Age, Sex, Marital Status,
Ethnicity**

Level

It is collected in:

England

Frequency

It is collected:

 **Annually**

The questions on this page will help you collect data on:

% receiving housing benefit

Question:

01 Is this household receiving housing benefits?

Public data to inform your data collection:

Source

[Department for Work and Pensions](#)

Disaggregation

This data is split by:

Age, Sex

Level

It is collected in:

England, Wales, Scotland

Frequency

It is collected:



Quarterly

The questions on this page will help you collect data on:

% receiving discretionary housing payment (DHP)

Question:

01 Is this household receiving discretionary housing payment (DHP)?

Public data to inform your data collection:

Source

[Department for Work and Pensions](#)

See table 1 'DHP government funding' and table 6 'DHP expenditure by purpose of DHP'

Disaggregation

This data is split by:

None

Level

It is collected in:

England, Wales

Frequency

It is collected:

2010

The questions on this page will help you collect data on:

Average length of time spent in temporary accommodation (TA)

Question:

- 01 **If this person or household is in temporary accommodation, when did they first move into temporary accommodation?**
-

Public data to inform your data collection:

.....

Source

[England Shelter](#)

See graph 1 and table 1

.....

Disaggregation

This data is split by:

None

Level

It is collected in:

England (London)

Frequency

It is collected:

2014

.....

The questions on this page will help you collect data on:

Reported satisfaction with housing conditions

Question:

01 How satisfied are you with this accommodation [where you live]?

- Very satisfied
- Fairly satisfied
- Neither satisfied nor dissatisfied
- Slightly dissatisfied
- Very dissatisfied

Public data to inform your data collection:

Source

[English Housing Survey](#)

Disaggregation

This data is split by:

Age, Sex, Marital Status, Ethnicity

Level

It is collected in:

England

Frequency

It is collected:

 **Annually**

The questions on this page will help you collect data on:

Reported satisfaction with neighbourhood

(e.g. community safety, social cohesion and availability of necessary amenities)

Question:

01 How satisfied are you with this area as a place to live?

- Very satisfied
- Fairly satisfied
- Neither satisfied nor dissatisfied
- Slightly dissatisfied
- Very dissatisfied

02 How safe do you feel when you are at home on your own?

- Very safe
- Fairly safe
- A bit unsafe
- Very unsafe
- Never at home alone because I feel unsafe
- Never at home alone, other reasons
- Don't know (spontaneous only)

03 Generally, how satisfied are you with the local services and amenities in your local area?

- Very satisfied
- Fairly satisfied
- Neither satisfied nor dissatisfied
- Fairly dissatisfied
- Very dissatisfied

Public data to inform your data collection:

Source

[English Housing Survey](#)

[Community Life Survey](#)

Disaggregation

This data is split by:

Age, Sex, Marital Status, Ethnicity

Level

It is collected in:

England

Frequency

It is collected:

Annually

The questions on this page will help you collect data on:

Awareness of key institutions, rights, supports and pathways to participation

Question:

01 How well informed do you feel about housing rights?

- Very well informed
- Well informed
- Not very well informed
- Not well informed at all

Public data to inform your data collection:

Source

[Department of Trade and Industry](#)

Disaggregation

This data is split by:

None

Level

It is collected in:

UK

Frequency

It is collected:

2002

Health and Social Care - Part 1

Indicator of Integration: (Individual outcomes)



.....

.....

.....

.....

.....

.....

.....

.....

.....

.....

The questions on this page will help you collect data on:

Healthy life expectancy at birth (male and female)

Question:

01 What is the average healthy life expectancy at birth?

Healthy life expectancy refers to an estimate of the number of years lived in 'very good' or 'good' general health, based on how individuals perceive their general health.

The life expectancy estimates reported in the ONS publications are period life expectancies. This is a measure of the average number of years a person would live from a given age, if he or she experienced the particular area's age-specific mortality rates for that time period throughout his or her life.

Public data to inform your data collection:

Source

[Office for National Statistics](#)

Disaggregation

This data is split by:

Sex, Area

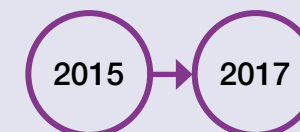
Level

It is collected in:

England, Wales, Scotland, Northern Ireland

Frequency

It is collected:



The questions on this page will help you collect data on:

% registered with a GP

Question:

01 Is this person registered with a GP?

In the last 12 months, approximately how many times have you talked to, or visited a GP or family doctor about your own health? Please do not include any visits to a hospital.

- None
- 1 or 2
- 3 to 5
- 6 to 10
- More than 10

Public data to inform your data collection:

Source

[Understanding Society Survey](#)

Disaggregation

This data is split by:

Age, Sex, Marital Status, Ethnicity

Level

It is collected in:

England, Wales, Scotland, Northern Ireland

Frequency

It is collected:

Annually

The questions on this page will help you collect data on:

% registered with a dentist

Question:

01 Is this person registered with a dentist?

Public data to inform your data collection:

Source

Data not located

Disaggregation

This data is split by:

N/A

Level

It is collected in:

N/A

Frequency

It is collected:

N/A


The questions on this page will help you collect data on:

% registered with NHS optician for eye test


Question:

01 Is this person registered with an NHS optician for an eye test?

Public data to inform
your data collection:


 Source

Data not located

 Disaggregation

This data is split by:

N/A

 Level

It is collected in:

N/A

 Frequency

It is collected:

N/A

The questions on this page will help you collect data on:

% having free eye tests

Question:

01 Has this person ever had a free NHS eye test?

Public data to inform your data collection:

Source

Data not located

Disaggregation

This data is split by:

N/A

Level

It is collected in:

N/A

Frequency

It is collected:

N/A

The questions on this page will help you collect data on:

% utilising specialised services (through the NHS where available) (e.g. antenatal care, mental health services, support for domestic abuse victims and victims of trauma)

Question:

01 Is this person receiving treatment for mental or emotional problems?

Public data to inform
your data collection:

Source

[Adult Psychiatric Morbidity Survey 2014](#)

See 'Adults receiving treatment for mental or emotional problems in England'

Disaggregation

This data is split by:

Ethnicity

Level

It is collected in:

England

Frequency

It is collected:

2015

The questions on this page will help you collect data on:

% utilising preventions services (e.g. immunisation, health, antenatal care and cervical and breast screening, sexual health clinics)

Question:

01 For 40 to 74 year olds: Have they been offered an NHS check?

02 For young infants: Has this child been vaccinated?

Public data to inform your data collection:

Source

01 [Public Health England](#)

02 [Public Health England](#)

Disaggregation

This data is split by:

Region

Level

It is collected in:

England

Frequency

It is collected:

01  **Annually**

02  **Quarterly**

The questions on this page will help you collect data on:

% eligible individuals successfully accessing incapacity, carers and other benefits

Question:

01 If eligible, is this person successfully accessing incapacity, carers and other benefits?

Public data to inform your data collection:

Source

[Department for Work and Pensions](#)

Disaggregation

This data is split by:

Age, Sex

Level

It is collected in:

England, Wales, Scotland

Frequency

It is collected:



The questions on this page will help you collect data on:

% utilising health visitors services

Question:

01 If eligible, is this person using health visitors services? Please note the type of service.

Public data to inform your data collection:

Source

Data not located

Disaggregation

This data is split by:

N/A

Level

It is collected in:

N/A

Frequency

It is collected:

N/A


The questions on this page will help you collect data on:

% children and young people with access to school nurses


Question:

01 For children and young people: do they have access to school nurses?

Public data to inform
your data collection:


 Source

Data not located

 Disaggregation

This data is split by:

N/A

 Level

It is collected in:

N/A

 Frequency

It is collected:

N/A

Health and Social Care - Part 2

Indicator of Integration: (Individual outcomes)



.....

.....

.....

.....

.....

.....

.....

.....

.....

.....

The questions on this page will help you collect data on:

Infant mortality rates

Question:

01 Have there been any infant mortalities?

Infant deaths refers to deaths under 1 year

Public data to inform your data collection:

Source

[Office for National Statistics](#)

Disaggregation

This data is split by:

Region, Index of Multiple Deprivation

Level

It is collected in:

England, Wales

Frequency

It is collected:

 **Annually**

The questions on this page will help you collect data on:

Neonatal mortality rates

Question:

01 **Have there been any neonatal mortalities?**

Neonatal deaths refers to deaths under 28 days

Public data to inform your data collection:

Source

[Office for National Statistics](#)

Disaggregation

This data is split by:

Region, Index of Multiple Deprivation

Level

It is collected in:

England, Wales

Frequency

It is collected:

Annually

The questions on this page will help you collect data on:


Perinatal mortality rates

 Question:

03 Have there been any perinatal mortalities?

Perinatal refers to stillbirths and deaths under 7 days

Public data to inform
your data collection:

 Source

[Office for National Statistics](#)

Disaggregation

This data is split by:

**Region, Index of Multiple
Deprivation**

Level

It is collected in:

England, Wales

Frequency

It is collected:

Annually


The questions on this page will help you collect data on:

Maternal mortality rates

 Question:

03 Have there been any maternal mortalities?

Public data to inform
your data collection:

 Source

Data not located

Disaggregation

This data is split by:

N/A

Level

It is collected in:

N/A

Frequency

It is collected:

N/A

The questions on this page will help you collect data on:

Mortality rate from causes considered preventable (all ages)

Question:

01 Have there been any mortalities from causes considered preventable?

Public data to inform
your data collection:

Source

[Office for National Statistics](#)

Disaggregation

This data is split by:

**Sex, Cause, Constituent
Country of the UK**

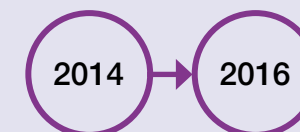
Level

It is collected in:

**England, Wales, Scotland,
Northern Ireland**

Frequency

It is collected:



The questions on this page will help you collect data on:


% expressing good self-rated health and wellbeing

Question:

01 Please choose the number which you feel best describes how dissatisfied or satisfied you are with your health?

1. Completely dissatisfied
2. Mostly dissatisfied
3. Somewhat dissatisfied
4. Neither satisfied nor dissatisfied
5. Somewhat satisfied
6. Mostly satisfied
7. Completely satisfied

Public data to inform your data collection:

 Source

[Understanding Society Survey](#)

Disaggregation

This data is split by:

Age, Sex, Marital Status, Ethnicity

Level

It is collected in:

England, Wales, Scotland, Northern Ireland

Frequency

It is collected:

Annually

The questions on this page will help you collect data on:

Health-related quality of life for older people


Question:

01 Which statement best describes your own health state today?

Mobility:

- I have no problems in walking about
- I have slight problems in walking about
- I have moderate problems in walking about
- I have severe problems in walking about
- I am unable to walk about

Public data to inform
your data collection:

 Source

[GP Patient Survey](#)

Disaggregation

This data is split by:

Region

Level

It is collected in:

England

Frequency

It is collected:

2017

The questions on this page will help you collect data on:

% reporting discussion of mental health problems with their GPs

Question:

01 Which, if any, of the following long-term conditions do you have

- Alzheimer's disease or other cause of dementia
- Arthritis or ongoing problem with back or joints
- Blindness or partial sight
- A breathing condition such as asthma or COPD
- Cancer (diagnosis or treatment in the last 5 years)
- Deafness or hearing loss
- A developmental disability, such as autism or ADHD
- Diabetes
- A heart condition, such as angina or atrial fibrillation
- High blood pressure
- Kidney or liver disease
- A learning disability
- A mental health condition
- A neurological condition, such as epilepsy
- A stroke (which affects your day-to-day life)
- Another long-term condition or disability
- I do not have any long-term conditions

02 Have you had a conversation with a healthcare professional from your GP practice to discuss what is important to you when managing your condition (or conditions)?

- Yes
- No
- Don't know

Has this person been referred to IAPT?

Public data to inform your data collection:

Source

[GP Patient Survey](#)

Disaggregation

This data is split by:

Ethnicity

Level

It is collected in:

England

Frequency

It is collected:

Annually


The questions on this page will help you collect data on:

% having access to interpretation or translation services during medical appointments


Question:

- 01** For those who need interpretation or translation services, have they had access to this during medical appointments?

Public data to inform your data collection:


 Source

Data not located

 Disaggregation

This data is split by:

N/A

 Level

It is collected in:

N/A

 Frequency

It is collected:

N/A

The questions on this page will help you collect data on:

% referred to NHS Improving Access to Psychological Therapies (IAPT) services

Question:

01 Has his person been referred to IAPT?

Public data to inform your data collection:

Source

[NHS Digital](#)

See 'Referrals received; entered treatment'

Disaggregation

This data is split by:

Age, Gender, Ethnic Group

Level

It is collected in:

England

Frequency

It is collected:

Annually

The questions on this page will help you collect data on:

% accessing NHS Improving Access to Psychological Therapies (IAPT) services

Question:

01 Has this person accessed IAPT?

Public data to inform your data collection:

Source

[NHS Digital](#)

See 'Referrals received; entered treatment'

Disaggregation

This data is split by:

Age, Gender, Ethnic Group

Level

It is collected in:

England

Frequency

It is collected:

Annually

Health and Social Care - Part 3

Indicator of Integration: (Individual outcomes)



A series of horizontal dotted lines extending from the right edge of the dark blue circle, providing a space for notes or text.

The questions on this page will help you collect data on:

% seen by therapists for trauma-informed care provided by VCS organisations

Question:

01 In the last 12 months, approximately how many times have you attended a hospital or clinic as an out-patient or day patient?

- None
- 1 or 2
- 3 to 5
- 6 to 10
- More than 10

02 In the last 12 months, have you been in hospital or clinic as an in-patient overnight or longer?

- Yes
- No

03 Has a doctor or other health professional ever told you that you have any of these conditions?

Please just tell me the numbers that apply.

- | | | |
|---|--|--|
| 1 Asthma | 9 Hyperthyroidism or an over-active thyroid | 15 Epilepsy |
| 2 Arthritis | 10 Hypothyroidism or an under-active thyroid | 16 High blood pressure |
| 3 Congestive heart failure | 11 Chronic bronchitis | 17 Clinical depression |
| 4 Coronary heart disease | 12 Any kind of liver condition | 18 Other long standing / chronic condition, please specify |
| 5 Angina | 13 Cancer or malignancy | 19 Multiple sclerosis |
| 6 Heart attack or myocardial infarction | 14 Diabetes | 20 H.I.V. |
| 7 Stroke | | 96 None of these |
| 8 Emphysema | | |

04 What other health conditions has a doctor or other health professional told you that you have?

Public data to inform your data collection:

Source

[Understanding Society Survey](#)

Disaggregation

This data is split by:

Age, Sex, Marital Status, Ethnicity

Level

It is collected in:

England, Wales, Scotland, Northern Ireland

Frequency

It is collected:

Annually

The questions on this page will help you collect data on:

% who did not attend appointments for community-based services of people with mental health problems

Question:

- 01 For anyone who has had an appointment with a community-based mental health service: did they attend their appointment(s)?
-

Public data to inform your data collection:

.....

Source

Data not located

.....

Disaggregation

This data is split by:

N/A

Level

It is collected in:

N/A

Frequency

It is collected:

N/A

.....

The questions on this page will help you collect data on:

Number of people admitted to hospital due to physical or mental health problems

Question:

01 Has this person ever been admitted to hospital due to physical or mental health problems?

Public data to inform your data collection:

Source

[NHS Digital](#)

See 'Hospital admitted patient care activity'

Disaggregation

This data is split by:

Ethnicity, Index of Multiple Deprivation

Level

It is collected in:

England

Frequency

It is collected:

Annually

The questions on this page will help you collect data on:

% under 18 psychiatric admissions to NHS specialist CAMH wards

Question:

- 01 If the person is under the age of 18, have they ever been admitted to a psychiatric ward?
If yes, please specify the type of ward (CAMH or not CAMH).
-

Public data to inform your data collection:

Source

[NHS Digital](#)

See 'Detentions under The Mental Health Act 1983'

Disaggregation

This data is split by:

Age

Level

It is collected in:

England

Frequency

It is collected:

Annually

The questions on this page will help you collect data on:

% (18+) in contact with specialist mental health services

Question:

- 01 **For those over 18 years of age: is this person in contact with a specialist mental health service?**
-

Public data to inform your data collection:

Source

[NHS Digital](#)

See 'Referrals received; entered treatment'

Disaggregation

This data is split by:

Age, Gender, Ethnic Group

Level

It is collected in:

England

Frequency

It is collected:

 **Annually**


The questions on this page will help you collect data on:

Total psychiatric inpatient beds per 100,000 population

Question:

01 Has this person been a psychiatric in-patient?

Public data to inform
your data collection:

 Source

[World Health Organisation](#)

Disaggregation

This data is split by:

Country

Level

It is collected in:

International

Frequency

It is collected:

2014


The questions on this page will help you collect data on:

Number of days of hospital stays

Question:

01 For those admitted to hospital: how many days did they stay there?

Public data to inform
your data collection:

 Source
[OECD](#)

Disaggregation
This data is split by:
Country

Level
It is collected in:
International

Frequency
It is collected:

2016

The questions on this page will help you collect data on:

% re-admissions to hospital within 30 days of discharge

Question:

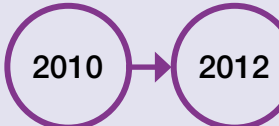
- 01 For those admitted to hospital: were they re-admitted within 30 days of being discharged?
-

Public data to inform your data collection:

◇ Source
[NHS Digital](#)

○ Disaggregation
This data is split by:
Clinical Commissioning Group

○ Level
It is collected in:
England

○ Frequency
It is collected:
A diagram showing two purple circles, one containing '2010' and one containing '2012', connected by a purple arrow pointing from left to right.

The questions on this page will help you collect data on:

% individuals understanding how to access health and social care

Question:

01 Are you able to access all services such as healthcare, food shops or learning facilities when you need to?

- Yes
- No

02 If no...

What stops you from accessing services such as healthcare, food shops and learning facilities when you need to?

- Too busy / not enough time
- Lack of accessible information about services
- Difficulty getting an appointment
- Financial reasons
- A health condition, illness or impairment, or disability
- Public transport is infrequent or unreliable
- No public transport available
- Can't access the public transport that is available
- Public transport does not go to where the services are
- No access to a car as a driver or passenger
- No services in the area
- Fear of crowds
- Attitudes of other people
- Fear of crime
- Anxiety / lack of confidence
- Other reasons

Public data to inform your data collection:

◇ Source

[Understanding Society Survey](#)

○ Disaggregation

This data is split by:

Age, Sex, Marital Status, Ethnicity

○ Level

It is collected in:

England, Wales, Scotland, Northern Ireland

○ Frequency

It is collected:

 **Annually**

The questions on this page will help you collect data on:

% aged 65 and over that are in residential or nursing care homes

Question:

01 Is this person in a residential or nursing care home?

Public data to inform your data collection:

Source

[Office for National Statistics](#)

See 'Resident care home population by gender and age'

Disaggregation

This data is split by:

Age, Sex

Level

It is collected in:

England, Wales

Frequency

It is collected:

2011

The questions on this page will help you collect data on:

% individuals aware of preventative health measures (e.g. diet, exercise and quitting smoking, substance misuse)

Question:

01 Do you smoke cigarettes? Please do not include electronic cigarettes (e-cigarettes).

- Yes
- No

02 If yes...

Would you like to give up smoking altogether?

- Yes
- No

03 If yes...

What are your main reasons for wanting to give up?

- Because of a health problem I have at present
- Better for my health in general
- To reduce the risk of getting smoking-related illnesses
- Because of the smoking ban in public places and at work
- Family and friends want me to stop
- Financial reasons (can't afford it)
- Worried about the effect on my children
- Worried about the effect on other family members
- Something else

Public data to inform
your data collection:

Source

[Understanding Society Survey](#)

Disaggregation

This data is split by:

**Age, Sex, Marital Status,
Ethnicity**

Level

It is collected in:

**England, Wales, Scotland,
Northern Ireland**

Frequency

It is collected:

Annually

Health and Social Care - Part 4

Indicator of Integration: (Individual outcomes)



.....

.....

.....

.....

.....

.....

.....

.....

.....

.....

.....

The questions on this page will help you collect data on:

% individuals reporting satisfaction with service provision

Question:

01 How satisfied or dissatisfied would you say you are with the way in which the NHS runs nowadays?

- Very satisfied
- Quite satisfied
- Neither satisfied nor dissatisfied
- Quite dissatisfied
- Very dissatisfied
- Don't know

Public data to inform your data collection:

Source

[British Social Attitudes Survey](#)

Disaggregation

This data is split by:

**Age, Employment Status,
Marital Status, Sex**

Level

It is collected in:

England, Wales, Scotland

Frequency

It is collected:

 **Annually**

The questions on this page will help you collect data on:

Under 75 mortality rates from all causes (male and female)

Question:

01 Have there been any deaths of under-75s?

Public data to inform
your data collection:

Source

[Public Health England](#)

Disaggregation

This data is split by:

Region, Gender

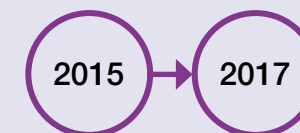
Level

It is collected in:

England

Frequency

It is collected:



The questions on this page will help you collect data on:

% who said they had a good experience when making a GP appointment

Question:

01 Overall, how would you describe your experience of making an appointment with your GP?

- Very good
- Fairly good
- Neither good nor poor
- Fairly poor
- Very poor

Public data to inform your data collection:

Source

[GP Patient Survey](#)

Disaggregation

This data is split by:

Ethnicity

Level

It is collected in:

England

Frequency

It is collected:

Annually

The questions on this page will help you collect data on:

% who successfully obtained an NHS dental appointment in the last 2 years

Question:

01 Were you successful in getting an NHS dental appointment?

- Yes
- No
- Can't remember

Public data to inform your data collection:

Source

[GP Patient Survey](#)

Disaggregation

This data is split by:

Ethnicity

Level

It is collected in:

England

Frequency

It is collected:


Annually

The questions on this page will help you collect data on:


% reporting high happiness and life satisfaction

Question:

01 Overall, how happy did you feel yesterday (where 0 is 'not at all happy' and 10 is 'completely happy')?



02 Overall, how satisfied are you with your life nowadays (where 0 is 'not at all satisfied' and 10 is 'completely satisfied')?



Public data to inform your data collection:

Source

[Annual Population Survey \(Labour Force Survey\)](#)

Disaggregation

This data is split by:

Economic Status, Age, Sex, Religion, Ethnicity, Country of Birth, Nationality

Level

It is collected in:

England, Wales, Scotland, Northern Ireland

Frequency

It is collected:

 **Annually**

The questions on this page will help you collect data on:

% 15-year olds physically active for at least 1 hour per day 7 days a week

Question:

01 Over the past 7 days, on how many days were you physically active for a total of at least 60 minutes per day.

1 2 3 4 5 6 7

Public data to inform
your data collection:

Source

[What About YOUth \(WAY\) survey](#)

Disaggregation

This data is split by:

Region

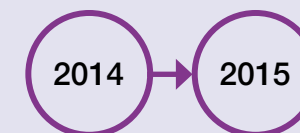
Level

It is collected in:

England

Frequency

It is collected:



The questions on this page will help you collect data on:

% adults who do any walking, at least 5 times per week

Question:

01 Think about all the walking you have done. Please include any country walks, walking to and from work or the shops and any other walks you may have done. Please exclude time spent walking around shops.

In the last 4 weeks, that is since [date] have you done at least 1 continuous walk lasting at least 10 minutes?

- Yes
- No
- Don't know
- Unable to walk

02 **On how many days in the last 4 weeks have you done at least 1 continuous walk lasting at least 10 minutes?**

- Every day = 28
- Every weekday = 20
- Every other day = 14
- Every day at weekends = 8
- One day every weekend = 4
- Enter the number of days (Ranging from 1 to 28)
- Don't know

Public data to inform your data collection:

Source

[Active People Survey](#)

Disaggregation

This data is split by:

Age, Ethnicity, Gender

Level

It is collected in:

England

Frequency

It is collected:

 **Annually**

(discontinued)

The questions on this page will help you collect data on:

Wellbeing in 15 year olds: mean wellbeing (WEMWBS) score age 15

Question:

01 Below are some statements about feelings and thoughts.

- I've been feeling optimistic about the future
- I've been feeling useful
- I've been feeling relaxed
- I've been feeling interested in other people
- I've had energy to spare
- I've been dealing with problems well
- I've been thinking clearly
- I've been feeling good about myself
- I've been feeling close to other people
- I've been feeling confident
- I've been able to make up my own mind about things
- I've been feeling loved
- I've been interested in new things
- I've been feeling cheerful

Please tick the box that best describes your experience of each of the statements over the last 2 weeks.

- None of the time
- Rarely
- Some of the time
- Often
- All of the time

Public data to inform your data collection:

Source

[The Warwick-Edinburgh Mental Wellbeing Scale \(WEMWBS\) \(What About YOUth \(WAY\) survey\)](#)

Disaggregation

This data is split by:

Region

Level

It is collected in:

England

Frequency

It is collected:



The questions on this page will help you collect data on:

Young person hospital admissions for mental health conditions: rate per 100,000

Question:

- 01 If the person is aged 10 to 24 years, have they been admitted to hospital as a result of self-harm?
-

Public data to inform your data collection:

Source

[Public Health England](#)

Disaggregation

This data is split by:

Region

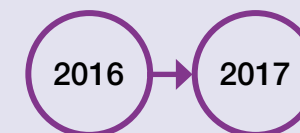
Level

It is collected in:

England

Frequency

It is collected:



The questions on this page will help you collect data on:

% on GP register for mental health

Question:

01 In the last 12 months, approximately how many times have you talked to, or visited a GP or family doctor about your own health? Please do not include any visits to a hospital.

- None
- 1 or 2
- 3 to 5
- 6 to 10
- More than 10

02 Has a doctor or other health professional ever told you that you have any of these conditions? Please just tell me the numbers that apply.

- | | | |
|---|--|--|
| 1 Asthma | 9 Hyperthyroidism or an over-active thyroid | 15 Epilepsy |
| 2 Arthritis | 10 Hypothyroidism or an under-active thyroid | 16 High blood pressure |
| 3 Congestive heart failure | 11 Chronic bronchitis | 17 Clinical depression |
| 4 Coronary heart disease | 12 Any kind of liver condition | 18 Other long standing / chronic condition, please specify |
| 5 Angina | 13 Cancer or malignancy | 19 Multiple sclerosis |
| 6 Heart attack or myocardial infarction | 14 Diabetes | 20 H.I.V. |
| 7 Stroke | | 96 None of these |
| 8 Emphysema | | |

03 What other health conditions has a doctor or other health professional told you that you had?

Public data to inform your data collection:

◇ Source

[Understanding Society Survey](#)

○ Disaggregation

This data is split by:

Age, Sex, Marital Status, Ethnicity

○ Level

It is collected in:

England, Wales, Scotland, Northern Ireland

○ Frequency

It is collected:

 **Annually**

The questions on this page will help you collect data on:

Social care mental health clients in residential or nursing care (aged 18-64): rate per 100,000 population

Question:

- 01 For those receiving social care for mental health, are they in residential care or receiving home care?
-

Public data to inform your data collection:

Source

[Public Health England](#)

Disaggregation

This data is split by:

Region

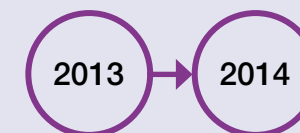
Level

It is collected in:

England


Frequency

It is collected:



Health and Social Care - Part 5

Indicator of Integration: (Individual outcomes)



The questions on this page will help you collect data on:

% service users who say social care services have made them feel safe and secure

Question:

01 Do care and support services help you in feeling safe?

- Yes
- No

Public data to inform your data collection:

Source

[Personal Social Services Adult Social Care Survey, England](#)

Disaggregation

This data is split by:

Region

Level

It is collected in:

England

Frequency

It is collected:

Annually

The questions on this page will help you collect data on:

TB incidence (3-year average)

Question:

01 Has there been instances of TB?

Public data to inform
your data collection:

Source

[Public Health England](#)

Disaggregation

This data is split by:

Region

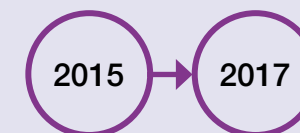
Level

It is collected in:

England

Frequency

It is collected:



The questions on this page will help you collect data on:

Domestic abuse-related incidents and crimes recorded by the police, crude rates per 1,000

Question:

- 01 Record any instances of domestic abuse-related incidents and crimes, and whether they were reported to the police within the target population being measured.
-

Public data to inform your data collection:

Source

[Office for National Statistics](#)

Disaggregation

This data is split by:

Region

Level

It is collected in:

England

Frequency

It is collected:

Annually

The questions on this page will help you collect data on:

% adult social care users who have as much social contact as they would like

Question:

01 Thinking about how much contact you've had with people you like, which of the following statements best describes your social situation?

- I have as much social contact as I want with people I like
- I have adequate social contact with people
- I have some social contact with people, but not enough
- I have little social contact with people and feel socially isolated

Public data to inform your data collection:

Source

[Personal Social Services Adult Social Care Survey, England](#)

Disaggregation

This data is split by:

Region

Level

It is collected in:

England

Frequency

It is collected:

Annually

The questions on this page will help you collect data on:

Years of life lost due to suicide

Question:

01 How many years of life have been lost due to suicide?

See hyperlink for details on how this is calculated

Public data to inform your data collection:

Source

[Office for National Statistics](#)

Disaggregation

This data is split by:

Region, Sex

Level

It is collected in:

England

Frequency

It is collected:

2016

The questions on this page will help you collect data on:

Years of life lost due to alcohol-related conditions

Question:

01 How many years of life have been lost due to alcohol-related conditions?

See hyperlink for details on how this is calculated

Public data to inform
your data collection:

.....

Source

[Office for National Statistics](#)

.....

Disaggregation

This data is split by:

Region, Sex

Level

It is collected in:

England

Frequency

It is collected:

Annually

.....

The questions on this page will help you collect data on:

Potential years of life lost due to smoking-related illness

Question:

01 How many years of life have been lost due to smoking-related illnesses?

See hyperlink for details on how this is calculated

Public data to inform
your data collection:

.....

Source

[Office for National Statistics](#)

.....

Disaggregation

This data is split by:

Region

Level

It is collected in:

England

Frequency

It is collected:

Annually

.....

The questions on this page will help you collect data on:

% homeless

Question:

01 Is this person homeless?

Note to interviewer: The public source data only relates to 'statutory homelessness'. This requires a household to be unintentionally homeless and demonstrate a priority category need (such as dependent children). It doesn't include single homeless people without specific vulnerabilities or people who don't approach their local authority for help.

If you use a different definition in your data collecting, make sure to state this. Also consider capturing statutory homelessness so you can compare to the national data.

Public data to inform your data collection:

Source

[Ministry of Housing, Communities and Local Government](#)

Disaggregation

This data is split by:

Region

Level

It is collected in:

England

Frequency

It is collected:



Quarterly

aggregated annually (financial)

The questions on this page will help you collect data on:

Awareness of key institutions, rights, supports and pathways to participation

Question:

01 How well informed do you feel about health and social care rights?

- Very well informed
- Well informed
- Not very well informed
- Not well informed at all

Public data to inform your data collection:

Source

[Department of Trade and Industry](#)

Disaggregation

This data is split by:

None

Level

It is collected in:

UK


Frequency

It is collected:

2002

Leisure

Indicator of Integration: (Individual outcomes)



The questions on this page will help you collect data on:

% membership of local library

Question:

01 During the last 12 months, have you used a public library service at least once?

- Yes
- No
- Don't know

03 In the last 12 months, have you used a public library service...

- In your own-time
- For paid work
- For academic study
- As part of voluntary work
- For some other reason
- Don't know

02 How often in the last 12 months have you used a public library service in your own time or as part of voluntary work?

- At least once a week
- Less often than once a week but at least once a month
- Less often than once a month but at least 3 or 4 times a year
- Twice in the last 12 months
- Once in the last 12 months
- Don't know

Public data to inform your data collection:

Source

[Taking Part Survey](#)

Disaggregation

This data is split by:

Age, Gender, Economic Status, Ethnicity

Level

It is collected in:

England

Frequency

It is collected:

Annually

The questions on this page will help you collect data on:

% membership of local sports facilities and % participation in local social and leisure groups

Question:

01 Just thinking about the last 4 weeks, that is since [today's date minus 4 weeks], have you been a member of a club, particularly so that you can participate in any sports or recreational physical activities?

- Yes
- No
- Don't know

If yes...

What type of clubs?

- Health/fitness club
- Social club (e.g. employees club, youth club, pub team)
- Sports club
- Other type of club

Public data to inform your data collection:

Source

[Active People Survey](#)

Disaggregation

This data is split by:

Age, Ethnicity, Gender

Level

It is collected in:

England

Frequency

It is collected:

Annually

(2016-discontinued)

The questions on this page will help you collect data on:

% reporting engagement in at least one preferred leisure activity / month

Question:

01 On how many days in the last 4 weeks have you done [sport]?

Interviewer: there are 28 days in the last 4 weeks.

- Every day = 28
- Every weekday = 20
- Every other day = 14
- Every day at weekends = 8
- One day every weekend = 4
- Min 0 to max 28
- Don't know

Public data to inform your data collection:

Source

[Taking Part Survey](#)

Disaggregation

This data is split by:

Age, Gender, Economic Status, Ethnicity

Level

It is collected in:

England

Frequency

It is collected:

Annually

The questions on this page will help you collect data on:

Awareness of key institutions, rights, supports and pathways to participation

Question:

01 How well informed do you feel about pathways to participation in leisure activities?

- Very well informed
- Well informed
- Not very well informed
- Not well informed at all

Public data to inform your data collection:

Source

[Department of Trade and Industry](#)

Disaggregation

This data is split by:

None

Level

It is collected in:

UK

Frequency

It is collected:

2002

Facilitators

Domains



.....

.....

.....

.....

.....

.....

.....

.....

.....

.....

.....

.....

.....

.....


.....

.....

.....

Social Bonds

Indicator of Integration: (Individual outcomes)



The questions on this page will help you collect data on:

% reporting that they have someone from own community to talk with when needing support

Question:

01 How much do you agree or disagree with the following statements?

If I needed help there are people who would be there for me

- Definitely agree
- Tend to agree
- Tend to disagree
- Definitely disagree

If I wanted company or to socialise, there are people I can call on

- Definitely agree
- Tend to agree
- Tend to disagree
- Definitely disagree

Public data to inform your data collection:

Source

[Community Life Survey](#)

Disaggregation

This data is split by:

Age, Sex, Marital Status, Ethnicity

Level

It is collected in:

England

Frequency

It is collected:

Annually

The questions on this page will help you collect data on:

% able to use social media to retain or develop social contacts with relatives and friends

Question:

01 The next few questions are about how often you personally contact your family members and friends. Please do not include any people you live with.

On average, how often do you...

Meet up in person with family members or friends

- More than once a day
- Once a day
- 2 to 3 times a week
- About once a week
- About once a fortnight
- About once a month
- Less than once a month

Email or write to family members or friends

- More than once a day
- Once a day
- 2 to 3 times a week
- About once a week
- About once a fortnight
- About once a month
- Less than once a month

Speak on the phone or video or audio call via the internet with family members or friends

- More than once a day
- Once a day
- 2 to 3 times a week
- About once a week
- About once a fortnight
- About once a month
- Less than once a month

Exchange text messages or instant messages with family members or friends

- More than once a day
- Once a day
- 2 to 3 times a week
- About once a week
- About once a fortnight
- About once a month
- Less than once a month

Public data to inform your data collection:

Source

[Community Life Survey](#)

Disaggregation

This data is split by:

Age, Sex, Marital Status, Ethnicity

Level

It is collected in:

England

Frequency

It is collected:

Annually

The questions on this page will help you collect data on:

% reporting having friends of similar backgrounds

Question:

01 What proportion of your friends are of the same ethnic group as you?

- All the same as me
- More than half
- About half
- Less than half
- Don't have any friends

02 What proportion of your friends are of the same religious group as you?

- All the same as me
- More than half
- About half
- Less than half
- Not part of any faith group

03 What proportion of your friends are of the same age group as you?

- All the same as me
- More than half
- About half
- Less than half

04 What proportion of your friends have a similar level of education to you?

- All the same as me
- More than half
- About half
- Less than half

Public data to inform your data collection:

Source

[Community Life Survey](#)

Disaggregation

This data is split by:

Age, Sex, Marital Status, Ethnicity

Level

It is collected in:

England

Frequency

It is collected:

 **Annually**

The questions on this page will help you collect data on:

% participating in a Community Organisation or involved in religious groups or associations

Question:

01 Have you been involved with any of the following groups, clubs or organisations in the last 12 months? Do not count if you have only given money, anything that was a requirement of your job, or anything organised through your employer.

- Children's education / schools (e.g. parent-teacher associations, school governor, supporting fairs and fundraising, helping in school, running pupils' clubs)
- Youth / children's activities outside school (e.g. youth clubs, sports clubs, hobby or cultural groups for children)
- Education for adults (e.g. attending or teaching classes, mentoring, cultural groups, student union, college governor)
- Sport / exercise (taking part, coaching or going to watch) (e.g. football, swimming, fishing, golf, keep fit, hiking or supporter clubs)
- Religion (e.g. attending a place of worship such as church, chapel, mosque, temple, synagogue or attending faith groups such as Saturday / Sunday school)
- Politics (e.g. membership or involvement with political groups, or serving as a local councillor)
- Older people (e.g. involved with groups, clubs or organisations for older people such as Age UK, pensioner's clubs, visiting, transporting or representing older people)
- Health, disability and social welfare (e.g. medical research charities, hospital visiting, disability groups, social welfare [such as Oxfam, NSPCC, Samaritans, Citizens Advice Bureau] offering respite care, self-help groups such as Alcoholics Anonymous)
- Safety, first aid (e.g. Red Cross, St. Johns Ambulance, life-saving, RNLI, Mountain Rescue, helping after a disaster)
- Environment, animals (e.g. national organisations [such as Greenpeace, National Trust, RSPCA] local conservation groups, preservation societies)
- Justice and human rights (e.g. special constable, magistrate, legal advice centre, victim support, prison visiting or aftercare, justice and peace groups, community or race relations, LGBT groups, national organisations such as Amnesty International)
- Local community or neighbourhood groups (e.g. tenants' or residents' association, Neighbourhood Watch, community group, local pressure group)
- Citizens' groups (e.g. Rotary Club, Lion's Club, Women's Institute (WI), Freemasons)
- Hobbies, recreation / arts / social clubs (e.g. clubs or groups for theatres, museums, amateur dramatics, orchestras)
- Hobby or cultural groups (e.g. local history club, social club)
- Trade union activity (e.g. membership of, or involvement with, a trade union)
- Any other activities (specify)

Public data to inform your data collection:

Source

[Community Life Survey](#)

Disaggregation

This data is split by:

Age, Sex, Marital Status, Ethnicity

Level

It is collected in:

England

Frequency

It is collected:

Annually

The questions on this page will help you collect data on:

% people who feel they are able to practice their religion freely

Question:

01 In general, do you personally feel you are able to practise your religion freely in Britain?

- Yes
- Partly
- No

Public data to inform your data collection:

Source

[Citizenship Survey 1](#)

[Citizenship Survey 2](#)

Disaggregation

This data is split by:

Age, Sex, Marital Status, Ethnicity

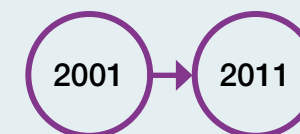
Level

It is collected in:

England

Frequency

It is collected:



(discontinued)

The questions on this page will help you collect data on:

% reporting sense of 'belonging' to neighbourhood and local area

Question:

01 How strongly do you feel you belong to your immediate neighbourhood?

Please think of the area within a few minutes walking distance from your home.

- Very strongly
- Fairly strongly
- Not very strongly
- Not at all strongly

Public data to inform your data collection:

Source

[Community Life Survey](#)

Disaggregation

This data is split by:

Age, Sex, Marital Status, Ethnicity

Level

It is collected in:

England

Frequency

It is collected:

 **Annually**

Social Bridges

Indicator of Integration: (Individual outcomes)



.....

.....

.....

.....

.....

.....

.....

.....

.....

The questions on this page will help you collect data on:

% participating in youth clubs, childcare facilities, sports clubs, trade unions and other organisations

Question:

01 Have you been involved with any of the following groups, clubs or organisations in the last 12 months? Do not count if you have only given money, anything that was a requirement of your job, or anything organised through your employer.

- Children's education / schools (e.g. parent-teacher associations, school governor, supporting fairs and fundraising, helping in school, running pupils' clubs)
- Youth / children's activities outside school (e.g. youth clubs, sports clubs, hobby or cultural groups for children)
- Education for adults (e.g. attending or teaching classes, mentoring, cultural groups, student union, college governor)
- Sport / exercise (taking part, coaching or going to watch) (e.g. football, swimming, fishing, golf, keep fit, hiking or supporter clubs)
- Religion (e.g. attending a place of worship such as church, chapel, mosque, temple, synagogue or attending faith groups such as Saturday / Sunday school)
- Politics (e.g. membership or involvement with political groups, or serving as a local councillor)
- Older people (e.g. involved with groups, clubs or organisations for older people such as Age UK, pensioner's clubs, visiting, transporting or representing older people)
- Health, disability and social welfare (e.g. medical research charities, hospital visiting, disability groups, social welfare [such as Oxfam, NSPCC, Samaritans, Citizens Advice Bureau] offering respite care, self-help groups such as Alcoholics Anonymous)
- Safety, first aid (e.g. Red Cross, St. Johns Ambulance, life-saving, RNLI, Mountain Rescue, helping after a disaster)
- Environment, animals (e.g. national organisations [such as Greenpeace, National Trust, RSPCA] local conservation groups, preservation societies)
- Justice and human rights (e.g. special constable, magistrate, legal advice centre, victim support, prison visiting or aftercare, justice and peace groups, community or race relations, LGBT groups, national organisations such as Amnesty International)
- Local community or neighbourhood groups (e.g. tenants' or residents' association, Neighbourhood Watch, community group, local pressure group)
- Citizens' groups (e.g. Rotary Club, Lion's Club, Women's Institute (WI), Freemasons)
- Hobbies, recreation / arts / social clubs (e.g. clubs or groups for theatres, museums, amateur dramatics, orchestras)
- Hobby or cultural groups (e.g. local history club, social club)
- Trade union activity (e.g. membership of, or involvement with, a trade union)
- Any other activities (specify)

Public data to inform your data collection:

◇ Source

[Community Life Survey](#)

○ Disaggregation

This data is split by:

Age, Sex, Marital Status, Ethnicity

○ Level

It is collected in:

England

○ Frequency

It is collected:

Annually

The questions on this page will help you collect data on:

% attending communal spaces (including places of religious worship) where they mix with people from different backgrounds

Question:

01 Which of these best describes your ethnic group?

- | | |
|-------------------------------------|--|
| 1. White – British | 9. Asian or Asian British – Indian |
| 2. White – Irish | 10. Asian or Asian British – Pakistani |
| 3. White – Gypsy or Irish Traveller | 11. Asian or Asian British – Bangladeshi |
| 4. Any other White background | 12. Any other Asian/Asian British background |
| 5. Mixed White and Black Caribbean | 13. Black or Black British – Caribbean |
| 6. Mixed White and Black African | 14. Black or Black British – African |
| 7. Mixed White and Asian | 15. Any other Black/Black British background |
| 8. Any other mixed background | 16. Chinese |
| | 17. Any other ethnic group |

02 Do you know of any ethnic, cultural or religious associations or clubs in or near the city or town in which you live?

- Yes
- No

03 Have you taken part in the activities of an ethnic or cultural association or club in the past 12 months?

- Yes
- No

Public data to inform your data collection:

Source

[Ethnic Minority British Election Study](#)

Disaggregation

This data is split by:

Age, Sex, Ethnicity, Religion

Level

It is collected in:

England, Wales, Scotland

Frequency

It is collected:

2010

The questions on this page will help you collect data on:

% local people reporting having friends from different backgrounds

Question:

01 What proportion of your friends are of the same ethnic group as you?

- All the same as me
- More than half
- About half
- Less than half
- Don't have any friends

03 What proportion of your friends are of the same age group as you?

- All the same as me
- More than half
- About half
- Less than half

02 What proportion of your friends are of the same religious group as you?

- All the same as me
- More than half
- About half
- Less than half
- Not part of any faith group

04 What proportion of your friends have a similar level of education to you?

- All the same as me
- More than half
- About half
- Less than half

Public data to inform your data collection:

Source

[Community Life Survey](#)

Disaggregation

This data is split by:

Age, Sex, Marital Status, Ethnicity

Level

It is collected in:

England

Frequency

It is collected:

Annually

The questions on this page will help you collect data on:

% local people (incoming and receiving communities) who report mixing with people from different ethnic or other backgrounds in everyday situations

Question:

01 This question could be adapted to include everyday situations. Select all answers that apply.

Thinking about the unpaid help you've given in the last 12 months, have you mixed with....

- People of different age groups
- People of different ethnic groups or religions
- People with a different social or educational background
- People who live in different neighbourhoods
- None of these

Public data to inform your data collection:

Source

[Community Life Survey](#)

Disaggregation

This data is split by:

Age, Sex, Marital Status, Ethnicity

Level

It is collected in:

England

Frequency

It is collected:

Annually

The questions on this page will help you collect data on:

% confident to ask their neighbours of all backgrounds for help

Question:

01 How comfortable would you be asking a neighbour to keep a set of keys to your home for emergencies, for example if you were locked out?

- Very comfortable
- Fairly comfortable
- Fairly uncomfortable
- Very uncomfortable

02 How comfortable would you be asking a neighbour to mind your child or children for half an hour?

- Very comfortable
- Fairly comfortable
- Fairly uncomfortable
- Very uncomfortable

03 If you were ill and at home on your own, and needed someone to collect a few shopping essentials, how comfortable would you feel asking a neighbour to do this for you?

- Very comfortable
- Fairly comfortable
- Fairly uncomfortable
- Very uncomfortable

Public data to inform your data collection:

Source

[Community Life Survey](#)

Disaggregation

This data is split by:

Age, Sex, Marital Status, Ethnicity

Level

It is collected in:

England

Frequency

It is collected:

Annually

The questions on this page will help you collect data on:

% reporting sense of 'belonging' to neighbourhood and local area

Question:

01 How strongly do you feel you belong to your immediate neighbourhood? Please think of the area within a few minutes walking distance from your home.

- Very strongly
- Fairly strongly
- Not very strongly
- Not at all strongly

Public data to inform your data collection:

Source

[Community Life Survey](#)

Disaggregation

This data is split by:

Age, Sex, Marital Status, Ethnicity

Level

It is collected in:

England

Frequency

It is collected:

 **Annually**

The questions on this page will help you collect data on:


% volunteering/helping in the community in the past month

Question:

01 In the last month have you done any of these things, unpaid, for someone who was not a relative? Please select all that apply.

- Keeping in touch with someone who has difficulty getting out and about (visiting in person, telephoning or e-mailing)
- Doing shopping, collecting pension or paying bills
- Cooking, cleaning, laundry, gardening or other routine household jobs
- Decorating, or doing any kind of home or car repairs
- Babysitting or caring for children
- Sitting with or providing personal care (e.g. washing, dressing) for someone who is sick or frail
- Looking after a property or a pet for someone who is away
- Giving advice
- Writing letters or filling in forms
- Representing someone (e.g. talking to a council department or to a doctor)
- Transporting or escorting someone (e.g. to a hospital or on an outing)
- Anything else
- No help given in last month

Public data to inform your data collection:

 Source

[Community Life Survey](#)

Disaggregation

This data is split by:

Age, Sex, Marital Status, Ethnicity

Level

It is collected in:

England

Frequency

It is collected:

 **Annually**

The questions on this page will help you collect data on:

% reporting that people of different backgrounds get on well in their area

Question:

01 To what extent do you agree or disagree that your local area is a place where people from different backgrounds get on well together?

- Definitely agree
- Tend to agree
- Tend to disagree
- Definitely disagree
- There are too few people in the local area
- People in this area are all of the same background

Public data to inform your data collection:

Source

[Community Life Survey](#)

Disaggregation

This data is split by:

Age, Sex, Marital Status, Ethnicity

Level

It is collected in:

England

Frequency

It is collected:

Annually

The questions on this page will help you collect data on:

Prevalence of residential segregation (by ethnicity) in the local area

Question:

01 What proportion of your friends are of the same ethnic group as you?

- All the same as me
- More than half
- About half
- Less than half
- Don't have any friends

02 To what extent do you agree or disagree that your local area is a place where people from different backgrounds get on well together?

- Definitely agree
- Tend to agree
- Tend to disagree
- Definitely disagree
- There are too few people in the local area
- People in this area are all of the same background

Public data to inform your data collection:

Source

[Community Life Survey](#)

Disaggregation

This data is split by:

Age, Sex, Marital Status, Ethnicity

Level

It is collected in:

England



Frequency

It is collected:

 **Annually**

Social Links

Indicator of Integration: (Individual outcomes)



The questions on this page will help you collect data on:

% assuming office or representational functions with local community organisations or committees* and % active within school PTAs, NGOs or governing bodies

Question:

* (e.g. playgroup board, PTAs, patient group, residents' association, neighbourhood)

01 Have you been involved with any of the following groups, clubs or organisations in the last 12 months? Do not count if you have only given money, anything that was a requirement of your job, or anything organised through your employer.

- Children's education / schools (e.g. parent-teacher associations, school governor, supporting fairs and fundraising, helping in school, running pupils' clubs)
- Youth / children's activities outside school (e.g. youth clubs, sports clubs, hobby or cultural groups for children)
- Education for adults (e.g. attending or teaching classes, mentoring, cultural groups, student union, college governor)
- Sport / exercise (taking part, coaching or going to watch) (e.g. football, swimming, fishing, golf, keep fit, hiking or supporter clubs)
- Religion (e.g. attending a place of worship such as church, chapel, mosque, temple, synagogue or attending faith groups such as Saturday / Sunday school)
- Politics (e.g. membership or involvement with political groups, or serving as a local councillor)
- Older people (e.g. involved with groups, clubs or organisations for older people such as Age UK, pensioner's clubs, visiting, transporting or representing older people)
- Health, disability and social welfare (e.g. medical research charities, hospital visiting, disability groups, social welfare [such as Oxfam, NSPCC, Samaritans, Citizens Advice Bureau] offering respite care, self-help groups such as Alcoholics Anonymous)
- Safety, first aid (e.g. Red Cross, St. Johns Ambulance, life-saving, RNLI, Mountain Rescue, helping after a disaster)
- Environment, animals (e.g. national organisations [such as Greenpeace, National Trust, RSPCA] local conservation groups, preservation societies)
- Justice and human rights (e.g. special constable, magistrate, legal advice centre, victim support, prison visiting or aftercare, justice and peace groups, community or race relations, LGBT groups, national organisations such as Amnesty International)
- Local community or neighbourhood groups (e.g. tenants' or residents' association, Neighbourhood Watch, community group, local pressure group)
- Citizens' groups (e.g. Rotary Club, Lion's Club, Women's Institute (WI), Freemasons)
- Hobbies, recreation / arts / social clubs (e.g. clubs or groups for theatres, museums, amateur dramatics, orchestras)
- Hobby or cultural groups (e.g. local history club, social club)
- Trade union activity (e.g. membership of, or involvement with, a trade union)
- Any other activities (specify)

Public data to inform your data collection:

◇ Source

[Community Life Survey](#)

○ Disaggregation

This data is split by:

Age, Sex, Marital Status, Ethnicity

○ Level

It is collected in:

England

○ Frequency

It is collected:

Annually

The questions on this page will help you collect data on:

% registering to vote

Question:

01 As far as you know, is your name on the electoral register? The electoral register is the official list of people entitled to vote.

- Yes – where I am living now
- Yes – another address
- No

02 If yes, did you fill in the form yourself or did someone fill it in on your behalf?

- Yes – filled it in myself
- No – someone else filled it in on my behalf
- Was not aware of a registration form

Public data to inform
your data collection:

Source

[Ethnic Minority British
Election Study](#)

Disaggregation

This data is split by:

Age, Sex, Ethnicity, Religion

Level

It is collected in:

England, Wales, Scotland

Frequency

It is collected:

2010

The questions on this page will help you collect data on:

Representation of minority ethnic groups in UK political parties

Question:

01 What ethnicity is this person?

02 Does this person belong to a political party?

03 If so, which political party do they belong to?

Public data to inform
your data collection:

Source

[ESRC-funded Party Members Project](#)

See chapter 1, figure 1

Disaggregation

This data is split by:

Age, Class, Ethnicity

Level

It is collected in:

N/A

Frequency

It is collected:

2018

The questions on this page will help you collect data on:

% using statutory and other services

Question:

01 Which of these organisations you have had any direct contact with over the past 5 years as a member of the public?

- A local GP surgery
- A local school
- A council housing department or housing association
- A local council (apart from housing department)
- A private landlord or letting agent
- The courts (magistrates' courts and Crown Court)
- The Crown Prosecution Service
- The police
- The Prison Service
- The Probation Service
- None of the above

Public data to inform your data collection:

Source

[Citizenship Survey \(2011- discontinued\)](#)

Disaggregation

This data is split by:

Age, Sex, Marital Status, Ethnicity

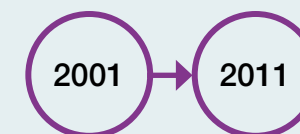
Level

It is collected in:

England, Wales

Frequency

It is collected:



(discontinued)

The questions on this page will help you collect data on:

% having awareness of procedures for complaining about goods and services

Question:

01 If you wanted to influence decisions in your local area how would you do it?

- Contact the council / a council official
- Contact my councillor
- Contact my MP
- Contact my assembly member (for Wales and London)
- Sign a petition
- Organise a petition
- Attend a council meeting
- Attend a public meeting
- Contact local media or journalists
- Other (specify)
- Wouldn't do anything (spontaneous only)
- Don't know

02 In the last 12 months, that is since [year], have you taken part in a consultation about local services or problems in your local area in any of the following ways:

- Completing a questionnaire about local services or problems in the local area
- Attending a public meeting about local services or problems in the local area
- Being involved in a group set up to discuss local services or problems in the local area
- None of these

Public data to inform your data collection:

Source

[Citizenship Survey \(2011- discontinued\)](#)

Disaggregation

This data is split by:

Age, Sex, Marital Status, Ethnicity

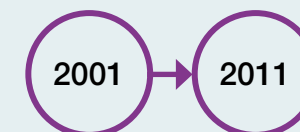
Level

It is collected in:

England, Wales

Frequency

It is collected:



(discontinued)

The questions on this page will help you collect data on:

% in leadership / management positions

Question:

01 If employed, is this person in a leadership or management position at work?

Public data to inform your data collection:

Source

[Labour Force Survey](#)

See 'All employment by status, occupation and sex'

Disaggregation

This data is split by:

**Primarily Economic Status
but also: Age, Sex, Religion,
Ethnicity, Country of Birth,
Nationality**

Level

It is collected in:

**England, Wales, Scotland,
Northern Ireland**

Frequency

It is collected:



The questions on this page will help you collect data on:

Awareness of key institutions, rights, supports and pathways to participation

Question:

01 How well supported do you feel in creating social links?

- Very well supported
- Well supported
- Not very well supported
- Not well supported at all

Public data to inform your data collection:

Source

[Department of Trade and Industry](#)

Disaggregation

This data is split by:

None

Level

It is collected in:

UK

Frequency

It is collected:

2002

Social Connections



Domains

.....

.....

.....

.....

.....

.....

.....

.....

.....

.....

.....

.....

Language

Indicator of Integration: (Individual outcomes)



.....

.....

.....

.....

.....

.....

.....

.....

.....

.....

The questions on this page will help you collect data on:

Adult literacy rate

Question:

- 01 What is the person's literacy level, measured using the Skills for Life Survey?** The Skills for Life Survey measured the literacy levels of working age adults by administering 25-minute long, computerised assessments in literacy, numeracy and ICT during their interviews.
-

Public data to inform your data collection:

Source

[Skills for Life Survey](#)

See chapter 4.3

Disaggregation

This data is split by:

**Age, Ethnicity, Region,
Gender, Index of Multiple
Deprivation**

Level

It is collected in:

England

Frequency

It is collected:

2011

The questions on this page will help you collect data on:


% participating in ESOL (English for Speakers of Other Languages) classes or equivalent adult English language learning

Question:

01 Is this person participating in ESOL classes or equivalent adult English language learning?

Public data to inform your data collection:

.....

 Source

Data not located

.....

Disaggregation

This data is split by:

N/A

Level

It is collected in:

N/A

Frequency

It is collected:

N/A

.....

The questions on this page will help you collect data on:

% regularly attending ESOL classes or equivalent adult English language learning

Question:

01 Is this person regularly attending ESOL classes or equivalent adult English language learning?

Public data to inform your data collection:

Source

[APPG Refugees Welcome Report](#)

See table 3

Disaggregation

This data is split by:

None

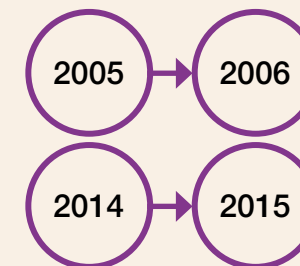
Level

It is collected in:

England, Wales, Scotland, Northern Ireland

Frequency

It is collected:



The questions on this page will help you collect data on:

% progressing to ESOL Entry level 3 required to apply for British citizenship (B1 on Common European Framework) within 2 years of receiving status

Question:

01 What was the date of your first ESOL class after you arrived in the UK?

02 What was your ESOL level in your first ESOL class?

Current ESOL Speaking level:

Current ESOL Writing level:

Current ESOL Listening level:

Current ESOL Reading level:

Public data to inform your data collection:

Source

Data not located

Disaggregation

This data is split by:

N/A

Level

It is collected in:

N/A

Frequency

It is collected:

N/A

The questions on this page will help you collect data on:

% reporting satisfaction with local ESOL provision (or equivalent)

Question:

01 Is this person satisfied with the course / training?

Public data to inform your data collection:

Source

[BIS: Evaluation of the Impact of Learning Below Level 2](#)

See page 96

Disaggregation

This data is split by:

None

Level

It is collected in:

England

Frequency

It is collected:

2013

The questions on this page will help you collect data on:

% people who do not have English as a first language reporting ability to hold simple conversation with a local language speaker (e.g. a neighbour) - Part 1

Question:

01 In day-to-day life, how good are you at speaking English when you need to? For example, to have a conversation on the telephone or talk to a professional such as a teacher or a doctor?

- Very good
- Fairly good
- Not very good
- Not at all good

Public data to inform your data collection:

◆ Source

[Community Life Survey](#)

○ Disaggregation

This data is split by:

Age, Sex, Marital Status, Ethnicity

○ Level

It is collected in:

England

○ Frequency

It is collected:

Annually

The questions on this page will help you collect data on:

% people who do not have English as a first language reporting ability to hold simple conversation with a local language speaker (e.g. a neighbour) - Part 2

Question:

01 Compared to a native English speaker, how well do you understand spoken English?

- Very well
- Fairly well
- Not very well
- Not at all

03 Compared to a native English speaker, how well can you read English?

- Very well
- Fairly well
- Not very well
- Not at all

02 Compared to a native English speaker, how well do you speak English?

- Very well
- Fairly well
- Not very well
- Not at all

04 Compared to a native English speaker, how well can you write English?

- Very well
- Fairly well
- Not very well
- Not at all

Public data to inform your data collection:

Source

[Survey of New Refugees in the United Kingdom](#)

Disaggregation

This data is split by:

Country of origin; Sex; Time Since Asylum Decision

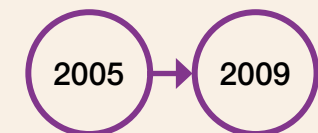
Level

It is collected in:

England, Wales, Scotland and Northern Ireland

Frequency

It is collected:



The questions on this page will help you collect data on:

% participating in initiatives to provide language practice outside of classes (e.g. through social activities, with mentors or through volunteering)

Question:

- 01** How many hours of informal (unaccredited) ESOL hours does the person attend each week?
-

Public data to inform your data collection:

Source

Data not located

Disaggregation

This data is split by:

N/A

Level

It is collected in:

N/A

Frequency

It is collected:

N/A

The questions on this page will help you collect data on:

% maintaining native language alongside learning new language

Question:


01 Think about the language spoken in your home when you were a child. How important is this language to your sense of who you are?

- Very important to my sense of who I am
- Fairly important to my sense of who I am
- Not very important to my sense of who I am
- Not at all important to my sense of who I am

02 And how important is the English language to your sense of who you are?

- Very important to my sense of who I am
- Fairly important to my sense of who I am
- Not very important to my sense of who I am
- Not at all important to my sense of who I am

Public data to inform your data collection:


 Source

[Understanding Society Survey](#)

 Disaggregation

This data is split by:

Age, Sex, Marital Status, Ethnicity

 Level

It is collected in:

England, Wales, Scotland, Northern Ireland

 Frequency

It is collected:

 **Annually**

The questions on this page will help you collect data on:

Awareness of key institutions, rights, supports and pathways to participation

Question:

01 How well informed do you feel about pathways to participation in language and communication activities?

- Very well informed
- Well informed
- Not very well informed
- Not well informed at all

Public data to inform your data collection:

Source

[Department of Trade and Industry](#)

Disaggregation

This data is split by:

None

Level

It is collected in:

UK

Frequency

It is collected:

2002

Culture

Indicator of Integration: (Individual outcomes)



.....

.....

.....

.....

.....

.....

.....

.....

The questions on this page will help you collect data on:

% engaging with UK cultural institutions and events (e.g. museums, local festivals, cultural celebrations)

Question:

01 During the last 12 months, have you attended a museum or gallery at least once?

- Yes
- No
- Don't know

02 If yes...

In the last 12 months, have you attended a museum or gallery...[Select all that apply]

- In your own time
- For paid work
- For academic study
- As part of voluntary work
- For some other reason
- Don't know

03 If yes...

How often in the last 12 months have you been to a museum or gallery [in your own-time] [or] [as part of voluntary work]? Remember don't include paid work, school or academic activities.

- At least once a week
- Less often than once a week but at least once a month
- Less often than once a month but at least 3 or 4 times a year
- Twice in the last 12 months
- Once in the last 12 months
- Don't know

Public data to inform
your data collection:

Source

[Taking Part Survey](#)

Disaggregation

This data is split by:

Age, Gender, Economic Status, Ethnicity

Level

It is collected in:

England

Frequency

It is collected:

Annually

The questions on this page will help you collect data on:


% reporting that people of different backgrounds get on well in their area

Question:

01 To what extent do you agree or disagree that your local area is a place where people from different backgrounds get on well together?

- Definitely agree
- Tend to agree
- Tend to disagree
- Definitely disagree

Public data to inform your data collection:

 Source

[Community Life Survey](#)

Disaggregation

This data is split by:

Age, Sex, Marital Status, Ethnicity

Level

It is collected in:

England

Frequency

It is collected:

Annually

The questions on this page will help you collect data on:

% reporting being knowledgeable and comfortable with diversity of local social norms and expectations

Question:

01 How often do you chat to any of your neighbours, more than to just say hello?

- On most days
- Once or twice a week
- Once or twice a month
- Less than once a month
- Never
- Don't have any neighbours (spontaneous only)

If they answered "Once or twice a month", "Less than once a month" or "Never"...

Why would you say you don't chat to your neighbours more often?

- | | |
|--|--|
| <ul style="list-style-type: none"> • Prefer to keep myself to myself • Don't have time • Prefer to choose my friends / have enough friends already • Neighbours speak different language / have a different culture • Don't trust / get on with my neighbours well enough | <ul style="list-style-type: none"> • Nothing in common with my neighbours • I'm new to the area • Don't see neighbours very often • Have an illness / disability that prevents me from going out much • People just don't speak to each other round here • Other (specify) |
|--|--|

Public data to inform your data collection:

Source

[Community Life Survey](#)

Disaggregation

This data is split by:

Age, Sex, Marital Status, Ethnicity

Level

It is collected in:

England

Frequency

It is collected:

Annually

The questions on this page will help you collect data on:

% reporting understanding of UK institutional cultures and behaviours (e.g. in work or accessing public services)

Question:

01 This is an example of a question to assess a respondent's knowledge of how to access a public service (e.g. a GP appointment):

When did you last try to make a general practice appointment, either for yourself or for someone else? Please include general practice appointments with different healthcare professionals. This could be with a GP, nurse or other healthcare professional.

- In the past 3 months
- Between 3 and 6 months ago
- Between 6 and 12 months ago
- More than 12 months ago
- Don't know
- I haven't tried to make an appointment since being registered with my current GP practice

02 [If you have tried to make an appointment]

Overall, how would you describe your experience of making an appointment?

- Very good
- Fairly good
- Neither good nor poor
- Fairly poor
- Very poor

Public data to inform your data collection:

Source

[GP Patient Survey](#)

Disaggregation

This data is split by:

Region

Level

It is collected in:

England

Frequency

It is collected:

2017

The questions on this page will help you collect data on:

% understanding, and applying, UK law pertaining to everyday life (e.g. parenting responsibilities, employment and property rights, behaviour in public spaces)

Question:

01 Now some questions about the rights of people living in the UK. By rights I mean the things that people are entitled to if they live in this country.

Which of these rights, if any, do you think you should have as someone living in the UK?

Select all that apply.

- | | | |
|---|---|---------------------|
| • Access to free education for children | • Being looked after by the state if you cannot look after yourself | • A job |
| • Freedom of speech | • Protection from crime | • All of these |
| • Freedom of thought, conscience and religion | • Being treated fairly and equally | • None of these |
| • Free elections | • Free healthcare if you need it | • Don't know |
| | | • Refused to answer |

02 And which do you think you actually have now? Select all that apply.

- | | | |
|---|---|---------------------|
| • Access to free education for children | • Being looked after by the state if you cannot look after yourself | • A job |
| • Freedom of speech | • Protection from crime | • All of these |
| • Freedom of thought, conscience and religion | • Being treated fairly and equally | • None of these |
| • Free elections | • Free healthcare if you need it | • Don't know |
| | | • Refused to answer |

02 Now think about the responsibilities of people living in the UK. I mean the things that all people are obliged to do.

Which, if any, do you feel should be the responsibilities of everyone living in the UK? Select all that apply.

- | | | |
|-----------------------------------|---|------------------------------|
| • To obey and respect the law | • To behave responsibly | • To treat all races equally |
| • To behave morally and ethically | • To vote | • All of these |
| • To help and protect your family | • To respect and preserve the environment | • None of these |
| • To raise children properly | • To help others | • Don't know |
| • To work to provide for yourself | • To treat others with fairness and respect | |

Public data to inform your data collection:

Source

[Citizenship Survey \(2011- discontinued\)](#)

Disaggregation

This data is split by:

Age, Sex, Marital Status, Ethnicity

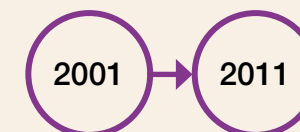
Level

It is collected in:

England, Wales

Frequency

It is collected:



(discontinued)

The questions on this page will help you collect data on:

% aware of and adhering to UK law in relation to practices that are not legal in the UK (e.g. drink driving or female genital mutilation (FGM))

Question:

01 Thinking about all kinds of alcoholic drink, how often have you had an alcoholic drink of any kind during the last 12 months?

1. Almost every day
2. 5 or 6 days a week
3. 3 or 4 days a week
4. Once or twice a week
5. Once or twice a month
6. Once every couple of months
7. Once or twice a year
8. Not at all in last 12 months
9. Do not drink alcohol at all
10. Don't want to answer

02 I'd now like to ask you about your own driving. Have you personally driven a car, van or other motor vehicle in the last 12 months?

1. Yes
2. No

03 If they answered 1 to 7 in the first question and Yes to the second question...

In the last 12 months how often, if at all, have you driven when you think you may have been over the legal alcohol limit, even if only by a small amount?

1. Every day / almost every day
2. A few times a week
3. Once or twice a week
4. Once or twice a month
5. Once every couple of months
6. Once or twice in the last 12 months
7. Not at all
8. Don't know
9. Don't want to answer

Public data to inform your data collection:

Source

[Crime Survey for England and Wales](#)

Disaggregation

This data is split by:

Age, Sex

Level

It is collected in:

England, Wales

Frequency

It is collected:

Annually

The questions on this page will help you collect data on:

Awareness of key institutions, rights, supports and pathways to participation

Question:

01 Are you able to access all services such as healthcare, food shops or learning facilities when you need to?

- Yes
- No

02 If no...

What stops you from accessing services such as healthcare, food shops and learning facilities when you need to?

- Too busy / not enough time
- Lack of accessible information about services
- Difficulty getting an appointment
- Financial reasons
- A health condition, illness or impairment, or disability
- Public transport is infrequent or unreliable
- No public transport available
- Can't access the public transport that is available
- Public transport does not go to where the services are
- No access to a car as a driver or passenger
- No services in the area
- Fear of crowds
- Attitudes of other people
- Fear of crime
- Anxiety / lack of confidence
- Other reasons

Public data to inform your data collection:

◆ Source

[Understanding Society Survey](#)

○ Disaggregation

This data is split by:

Age, Sex, Marital Status, Ethnicity

○ Level

It is collected in:

England, Wales, Scotland, Northern Ireland


○ Frequency

It is collected:

Annually

Digital Skills

Indicator of Integration: (Individual outcomes)



The questions on this page will help you collect data on:

% reporting confidence in using technology to access digital services

Question:

01 How often, if at all, do you use the internet to find out about or make contact with community groups or organisations that are based in your local area?

- Very often
- Quite often
- Not very often
- Not at all often
- Never
- Don't know
- Refused to answer

Public data to inform your data collection:

Source

[Scottish Social Attitudes Survey](#)

Disaggregation

This data is split by:

Age, Sex, Marital Status, Ethnicity

Level

It is collected in:

Scotland

Frequency

It is collected:

Annually

The questions on this page will help you collect data on:

% reporting confidence in using technology to communicate with friends or family (i.e. through the internet)

Question:

01 How often do you speak on the phone, or video or audio call via the internet with family members or friends?

- More than once a day
- Once a day
- 2 to 3 times per week
- About once a week
- About once a fortnight
- About once a month
- Less often than once a month
- Never

Public data to inform your data collection:

Source

[Community Life Survey](#)

Disaggregation

This data is split by:

Age, Sex, Marital Status, Ethnicity

Level

It is collected in:

England

Frequency

It is collected:

Annually

The questions on this page will help you collect data on:

% accessing digital training courses

Question:

01 Has the person ever accessed a digital training course?

Public data to inform your data collection:

Source

Data not located

Disaggregation

This data is split by:

N/A

Level

It is collected in:

N/A

Frequency

It is collected:

N/A



The questions on this page will help you collect data on:

% with personal access to the internet (including mobile data)

Question:

01 Does this person / household have access to the internet?

02 On average how often do you use the internet:

- Every day / almost every day
- 2 or 3 times a week
- Once a week
- 2 or 3 times a month
- Once a month
- Once every 2 or 3 months
- Less often

Public data to inform your data collection:

Source

01 [Office for National Statistics](#)

See 'Internet access – households and individuals: 16 and over'

02 [Crime Survey for England and Wales](#)

Disaggregation

This data is split by:

01 Age, Sex, Disability

02 Age, Sex, Ethnicity, Marital Status

Level

It is collected in:

01 England, Wales, Scotland

02 England, Wales

Frequency

It is collected:

01  Annually

02

The questions on this page will help you collect data on:

% over 16 with a smartphone or computer

Question:

01 Does this person have a smart phone or computer?

Public data to inform your data collection:

Source

[Office for National Statistics](#)

See 'Internet access – households and individuals: 16 and over'

Disaggregation

This data is split by:

Age, Sex, Disability

Level

It is collected in:

England, Wales, Scotland

Frequency

It is collected:

Annually

The questions on this page will help you collect data on:

Awareness of key institutions, rights, supports and pathways to participation

Question:

01 How well informed do you feel about pathways to participation in digital skills training?

- Very well informed
- Well informed
- Not very well informed
- Not well informed at all

Public data to inform your data collection:

Source

[Department of Trade and Industry](#)

Disaggregation

This data is split by:

None

Level

It is collected in:

UK

Frequency

It is collected:

2002

Safety

Indicator of Integration: (Individual outcomes)



.....

.....

.....

.....

.....

.....

.....

.....

.....

.....

.....

The questions on this page will help you collect data on:

% victims of crime who report it to the police

Question:

01 Regarding the crime that the person was a victim of: Did the police come to know about the matter?

- Yes
- No

02 If not, why not? Select all that apply.

- | | |
|--|--|
| 1. Private / personal / family matter | 12. Previous bad experience of the police or courts |
| 2. Dealt with matter myself / ourselves | 13. It is a common event / just one of those things / just something that happens |
| 3. Reported to other authorities (eg superiors, company security staff, etc) | 14. It is something that happens as part of my job |
| 4. Dislike / fear of police | 15. It was partly my / a relative's / a friend's fault |
| 5. Fear of reprisal by offenders / make matters worse | 16. Did not want to report it because offender(s) was not responsible for their actions (e.g. children, person with mental health problems, etc) |
| 6. Police could have done nothing | 17. (Thought) someone else had already reported incident / or similar incidents |
| 7. Police would not have bothered / not been interested | 18. Tried to report it but was not able to contact the police / police were not interested |
| 8. Inconvenient / too much trouble | 19. Other (specify) |
| 9. No loss / damage | |
| 10. Attempt at offence was unsuccessful | |
| 11. Too trivial / not worth reporting | |

03 How did they come to know about it?

- | | | | | |
|------------------------------|--|----------------------------------|----------------------|------------------------------------|
| 1. Police told by respondent | 2. Police told by another person in respondent's household | 3. Police told by another person | 4. Police were there | 5. Police found out by another way |
|------------------------------|--|----------------------------------|----------------------|------------------------------------|

.....
⋮

Public data to inform your data collection:

Source

[Crime Survey for England and Wales](#)

Disaggregation

This data is split by:

Age, Sex, Ethnicity, Marital Status

Level

It is collected in:

England, Wales

Frequency

It is collected:

Annually

The questions on this page will help you collect data on:

% reporting trust in the police

Question:

01 In general, how much do you trust the police as an organisation?

- A lot
- A fair amount
- Not very much
- Not at all

02 On a score of 0-10 how much you personally trust the police?

No trust at all

Complete trust

1 2 3 4 5 6 7 8 9 10

- Don't know
- Refused to answer

Public data to inform your data collection:

Source

- 01 [Crime Survey for England and Wales](#)
- 02 [European Social Survey](#)

Disaggregation

This data is split by:

- 01 **Age, Sex, Ethnicity, Marital Status**
- 02 **Age, Sex, Citizenship, Country of Birth (and more)**

Level

It is collected in:

- 01 **England, Wales**
- 02 **International**

Frequency

It is collected:

- 01 **Annually**
- 02 **Biennially**

The questions on this page will help you collect data on:

% women reporting sexual victimisation and / or domestic violence

Question:

01 In the last 12 months, have you personally told anyone in the following organisations about [the / any of the] abuse you have suffered?

- The police
- Any health professionals (e.g. doctor, nurse, health visitor etc)
- Any local council department (e.g. social services, housing department)
- Any other government agency (e.g. benefit agency)
- A lawyer, solicitor or other legal professional
- Have told none of these organisations
- Don't know / can't remember
- Don't wish to answer

02 What type of crime has the victim suffered? What is their ethnicity?

Public data to inform your data collection:

Source

- 01 [Crime Survey for England and Wales](#)
- 02 [Ministry of Justice](#)

Disaggregation

This data is split by:

- 01 **Age, Sex, Ethnicity, Marital Status**
- 02 **Age, Sex, Ethnicity**

Level

It is collected in:

- 01 **England, Wales**
- 02 **England, Wales**

Frequency

It is collected:

- 01  **Annually**
- 02

The questions on this page will help you collect data on:

% reporting feeling fearful or insecure

Question:

01 Now I have some questions about crime. Do you ever worry about the possibility that you, or anyone else who lives with you, might be the victim of crime?

- Yes
- No
- Don't know
- Refused to answer

02 How much is your own quality of life affected by fear of crime on a scale from 1 to 10, where 1 is no effect and 10 is a total effect on your quality of life?

No effect Total effect

1 2 3 4 5 6 7 8 9 10

- Don't know
- Refused to answer

Public data to inform your data collection:

Source

- 01 [Understanding Society Survey](#)
- 02 [Crime Survey for England and Wales](#)

Disaggregation

This data is split by:

- 01 **Age, Sex, Marital Status, Ethnicity**
- 02 **Age, Sex, Ethnicity, Marital Status**

Level

It is collected in:

- 01 **England, Wales, Scotland, Northern Ireland**
- 02 **England, Wales**

Frequency

It is collected:

- 01 **2010-Present**
- 02 **Annually**

The questions on this page will help you collect data on:

Self-reported feeling of safety when walking alone outside during the day / night

Question:

01 How safe / unsafe do you feel walking alone in this area after dark?

- Very safe
- Fairly safe
- A bit unsafe
- Very unsafe

02 How safe / unsafe do you feel walking alone in your area after dark?

- Very safe
- Fairly safe
- A bit unsafe
- Very unsafe

Public data to inform your data collection:

Source

- 01 [Crime Survey for England and Wales](#)
- 02 [National Survey for Wales](#)

Disaggregation

This data is split by:

- 01 **Age, Sex, Ethnicity, Marital Status**
- 02 **Age, Sex, Marital Status, Ethnicity**

Level

It is collected in:

- 01 **England, Wales**
- 02 **Wales**

Frequency

It is collected:

- 01  **Annually**
- 02

The questions on this page will help you collect data on:

% reporting experience of racial, cultural or religious harassment or incidents

Question:

01 In the past 5 years, how often do you feel that you have experienced discrimination or unfair treatment in Britain?

- Often
- Sometimes
- Rarely
- Don't know

02 In the past 5 years, do you feel you have been discriminated against for any of these reasons?
Select all that apply.

- Your ethnicity, race or skin colour
- Your language or accent
- Your religion
- Your age
- Your gender
- Your sexuality
- A disability
- None of these
- Don't know

Public data to inform your data collection:

Source

[Ethnic Minority British Election Study](#)

Disaggregation

This data is split by:

Age, Sex, Ethnicity, Religion

Level

It is collected in:

England, Wales, Scotland

Frequency

It is collected:

2010

The questions on this page will help you collect data on:

% reporting a hate crime

Question:

01 Is the person a victim of a hate crime?

02 If so, has the person reported the hate crime to the police?

Public data to inform your data collection:

Source

[Crime Survey for England and Wales](#)

Disaggregation

This data is split by:

Age, Sex, Ethnicity, Marital Status

Level

It is collected in:

England, Wales

Frequency

It is collected:

Annually

The questions on this page will help you collect data on:

% school-age children reporting experience of incidents of bullying or racist abuse in schools

Question:

01 In the last 12 months, has anyone bullied you in a way that frightened or upset you?

- Yes
- No
- Don't know
- Don't want to answer

Public data to inform your data collection:

Source

[Crime Survey for England and Wales \(10 to 15-year olds\)](#)

Disaggregation

This data is split by:

Age, Sex

Level

It is collected in:

England, Wales

Frequency

It is collected:

Annually

The questions on this page will help you collect data on:

% stopped and searched by police

Question:

01, 02 Has the person ever been stopped and searched by police?

Public data to inform your data collection:

Source

- 01 [Home Office - GOV.UK](#)
- 02 [Home Office - GOV.UK 1](#)
[Home Office - GOV.UK 2](#)

Disaggregation

This data is split by:

- 01 **Ethnicity (self-defined)**
- 02 **Age, Sex, Ethnicity**

Level

It is collected in:

- 01 **England, Wales**
- 02 **England, Wales**

Frequency

It is collected:

- 01 **2006-2016**
- 02 **Monthly 2015-2017**
(Data.Police.uk) & Annual
Statistics (gov.uk)

The questions on this page will help you collect data on:

% arrested and / or charged with a crime

Question:

01 Has the person ever been arrested or charged with a crime?

Public data to inform your data collection:

Source

[Home Office - GOV.UK](#)

See tables A.01a, A.01b and A.01c

Disaggregation

This data is split by:

Age, Sex, Ethnicity

Level

It is collected in:

England, Wales

Frequency

It is collected:

Annually

The questions on this page will help you collect data on:

Awareness of key institutions, rights, supports and pathways to participation

Question:

01 How well informed do you feel about safety rights?

- Very well informed
- Well informed
- Not very well informed
- Not well informed at all

Public data to inform your data collection:

Source

[Department of Trade and Industry](#)

Disaggregation

This data is split by:

None

Level

It is collected in:

UK

Frequency

It is collected:

2002

Stability

Indicator of Integration: (Individual outcomes)



.....

.....

.....

.....

.....

.....

.....

.....

.....

.....

.....

.....

.....

.....

.....

.....

.....

.....

.....

.....

The questions on this page will help you collect data on:

% reporting stable residence (that people can remain in) in their current housing

Question:

- 01 Has the person moved home in the last three months?

- 02 What type of tenancy does the person have on their current residence?

Public data to inform your data collection:

Source

Data not located

Disaggregation

This data is split by:

N/A

Level

It is collected in:

N/A

Frequency

It is collected:

N/A

The questions on this page will help you collect data on:

% children moving school

Question:

01 If person is of school age, have they ever moved schools?

Public data to inform your data collection:

.....

Source

Data not located

.....

Disaggregation

This data is split by:

N/A

Level

It is collected in:

N/A

Frequency

It is collected:

N/A

.....

The questions on this page will help you collect data on:

% accessing permanent employment

Question:

01 Did you do any paid work in the 7 days ending Sunday the [date], either as an employee or as self-employed?

- Yes
- No

01 Leaving aside your own personal intentions and circumstances, was your job...

- a permanent job
- not permanent in some way

Public data to inform your data collection:

Source

[Labour Force Survey](#)

Disaggregation

This data is split by:

Economic Status, Age, Sex, Religion, Ethnicity, Country of Birth, Nationality

Level

It is collected in:

England, Wales, Scotland, Northern Ireland

Frequency

It is collected:



The questions on this page will help you collect data on:

% reporting satisfaction with local area - Part 1

Question:

01 Overall, how satisfied or dissatisfied are you with your local area as a place to live?

- Very satisfied
- Fairly satisfied
- Neither satisfied nor dissatisfied
- Fairly dissatisfied
- Very dissatisfied

02 How satisfied are you with this area as a place to live?

- Very satisfied
- Fairly satisfied
- Neither satisfied nor dissatisfied
- Slightly dissatisfied
- Very dissatisfied

Public data to inform your data collection:

Source

- 01 [Community Life Survey](#)
 - 02 [Poverty and Social Exclusion in the UK: UK Living Standards Survey](#)
-

Disaggregation

This data is split by:

- 01 **Age, Sex, Marital Status, Ethnicity**
- 02 **Age, Sex, Marital Status, Ethnicity, Language, Religion**

Level

It is collected in:

- 01 **England**
- 02 **England, Wales, Scotland, Northern Ireland**

Frequency

It is collected:

- 01 **Annually**
 - 02 **1999, 2002, 2012**
-

The questions on this page will help you collect data on:

% reporting satisfaction with local area - Part 2

Question:

01 **Would you say that this is a neighbourhood you enjoy living in?**

- Yes, definitely
- Yes
- To some extent
- No

02 **How satisfied or dissatisfied are you with your local area as a place to live?**

- Very satisfied
- Fairly satisfied
- Neither satisfied nor dissatisfied
- Fairly dissatisfied
- Very dissatisfied
- Don't know

Public data to inform your data collection:

Source

- 01 [Citizenship Survey \(2011- discontinued\)](#)
- 02 [Feasibility Study for a survey of migrants](#)

Disaggregation

This data is split by:

- 01 **Age, Sex, Marital Status, Ethnicity**
- 02 **Age, Sex, Marital Status, Ethnicity, Nationality**

Level

It is collected in:

- 01 **England, Wales**
- 02 **England, Scotland**

Frequency

It is collected:

- 01 **2001-2011 discontinued**
- 02 **2011**



The questions on this page will help you collect data on:

% with secured immigration status (i.e. permanent leave to remain)

Question:

- 01** Has this person been granted secured immigration status (permanent leave to remain)?
-

Public data to inform your data collection:

Source

[Home Office - Gov.uk](#)

See table 'se 03'

Disaggregation

This data is split by:

Category, Country of Nationality

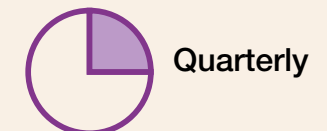
Level

It is collected in:

England, Wales, Scotland, Northern Ireland

Frequency

It is collected:



The questions on this page will help you collect data on:

% acquiring citizenship

Question:

01 Has this person acquired citizenship?

Public data to inform your data collection:

Source

[Home Office - Gov.uk](#)

See tables 'cz_05' and 'cz_06'

Disaggregation

This data is split by:

Age, Sex, Previous Country of Nationality

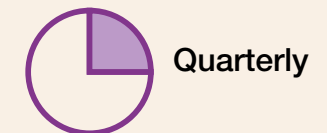
Level

It is collected in:

England, Wales, Scotland, Northern Ireland

Frequency

It is collected:



The questions on this page will help you collect data on:

Number of families being reunited through family reunion procedures

Question:

01 Has the family been reunited through family reunion procedures?

Public data to inform your data collection:

Source

[EMN Synthesis Report for the EMN Focussed Study 2016](#)

See table A1.2

Disaggregation

This data is split by:

Gender

Level

It is collected in:

International (European)

Frequency

It is collected:

2017

The questions on this page will help you collect data on:

% reporting familiarity and trust with local people and neighbours

Question:

01 Would you say that

- Many of the people in your neighbourhood can be trusted
- Some can be trusted
- A few can be trusted
- None of the people in your neighbourhood can be trusted?
- Just moved here

Public data to inform your data collection:

Source

[Scottish Social Attitudes Survey](#)

Disaggregation

This data is split by:

Age, Sex, Marital Status, Ethnicity

Level

It is collected in:

Scotland

Frequency

It is collected:

 **Annually**

The questions on this page will help you collect data on:

% reporting intention to remain in neighbourhood for 3 or more years

Question:

01 How much do you agree or disagree with this statement:
'I plan to remain a resident of this neighbourhood for several years'?

- Strongly agree
- Agree
- Neither agree nor disagree
- Disagree
- Strongly disagree

Public data to inform your data collection:

Source

[Understanding Society Survey](#)

Disaggregation

This data is split by:

**Age, Sex, Marital Status,
Ethnicity, Nationality, Country
of Birth**

Level

It is collected in:

**England, Wales, Scotland,
Northern Ireland**

Frequency

It is collected:

Annually

The questions on this page will help you collect data on:

% reporting financial insecurity

Question:

01 Is this person reporting financial insecurity?

This score is calculated through the collection of individual-level data. For more information:
<https://gov.wales/sites/default/files/statistics-and-research/2019-01/141218-wimd-2014-technical-en.pdf>

02 If you, personally, faced a major expense today – equivalent to your own monthly income – would you be able to pay it without borrowing the money or asking family or friends to help?

- Yes
- No
- Don't know
- Not applicable
- Refused

Public data to inform your data collection:

Source

- 01 [National Survey for Wales](#)
- 02 [OECD/INFE TOOLKIT](#)

Disaggregation

This data is split by:

- 01 **Age, Sex, Marital Status, Ethnicity**
- 02 **Ethnicity, Gender**

Level

It is collected in:

- 01 **Wales**
- 02 **International**

Frequency

It is collected:

- 01 **Annually**
- 02 **2015**

The questions on this page will help you collect data on:

% reporting financial inclusion

Question:

01 Can you tell me whether you (personally or jointly) currently hold any of these types of products:

- A pension or retirement product
- An investment account such as a unit trust
- A mortgage
- A bank loan secured on a property
- An unsecured bank loan
- A credit card
- A current / checking account
- A savings account
- A microfinance loan
- Insurance
- Stocks and shares
- Bonds
- Mobile / cell phone payment account (not directly linked to a bank account)
- A prepaid debit card / payment card (not directly linked to a bank account)
- Don't know response to question as a whole
- Refused to respond to the question as a whole

Public data to inform your data collection:

Source

[OECD/INFE TOOLKIT](#)

Disaggregation

This data is split by:

Ethnicity, Gender

Level

It is collected in:

International

Frequency

It is collected:

2015

Foundation



Domains



Responsibilities, Rights and Citizenship

Indicator of Integration: (Individual outcomes)



A series of horizontal dotted lines extending from the right edge of the dark red circle, providing a space for handwritten notes or responses.

The questions on this page will help you collect data on:

% utilising affordable legal advice

Question:

01 Has the person ever utilised affordable legal advice?

Public data to inform your data collection:

Source

Data not located

Disaggregation

This data is split by:

N/A

Level

It is collected in:

N/A

Frequency

It is collected:

N/A

The questions on this page will help you collect data on:

% utilising welfare benefits advice

Question:

01 Has the person ever utilised welfare benefits advice?

Public data to inform your data collection:

Source

Data not located

Disaggregation

This data is split by:

N/A

Level

It is collected in:

N/A

Frequency

It is collected:

N/A

The questions on this page will help you collect data on:

% applying for citizenship

Question:

01 Has the person applied for citizenship?

Public data to inform your data collection:

Source

[Home Office - Gov.uk](#)

Disaggregation

This data is split by:

Age, Sex, Previous Country of Nationality

Level

It is collected in:

England, Wales, Scotland, Northern Ireland

Frequency

It is collected:



The questions on this page will help you collect data on:

% registering to vote where permitted

Question:

01 As far as you know, is your name on the electoral register?

The electoral register is the official list of people entitled to vote.

- Yes – where I am living now
- Yes – another address
- No

02 If yes, did you fill in the form yourself or did someone fill it in on your behalf?

- Yes – filled it in myself
- No – someone else filled it in on my behalf
- Was not aware of a registration form

Public data to inform your data collection:

Source

[Ethnic Minority British Election Study](#)

Disaggregation

This data is split by:

Age, Sex, Ethnicity, Religion

Level

It is collected in:

England, Wales, Scotland

Frequency

It is collected:

2010

The questions on this page will help you collect data on:

% participating in local civic and political forums and public consultation

Question:

01 Do you agree or disagree that you personally can influence decisions affecting your local area?

Please select one box only.

- Definitely agree
- Tend to agree
- Tend to disagree
- Definitely disagree

02 In the last 12 months, have you done any of the following? Please select all that apply

- Contacted a local official such as a local councillor, MP, government official, mayor, or public official working for the local council or Greater London Assembly (Please do not include any contact for personal reasons e.g. housing repairs or contact through work)
- Attended a public meeting or rally, taken part in a public demonstration or protest
- Signed a paper petition or an online petition
- None of the above

02 In the last 12 months, have you done any of the following? Please select all that apply

- Taken part in a consultation about local services or problems in your local area through completing a paper or online questionnaire
- Taken part in a consultation about local services or problems in your local area through attending a public meeting
- Taken part in a consultation about local services or problems in your local area through being involved in a face-to-face or online group
- None of these

Public data to inform your data collection:

Source

[Community Life Survey](#)

Disaggregation

This data is split by:

Age, Sex, Marital Status, Ethnicity

Level

It is collected in:

England

Frequency

It is collected:

 **Annually**

The questions on this page will help you collect data on:

% understanding and applying UK law and social responsibilities (e.g. parenting responsibilities, employment and property rights, behaviour in public spaces etc.)

Question:

01 On this card are things which some people feel should be the responsibilities of every person living in the UK. Which, if any, do you feel should be the responsibilities of everyone living in the UK?

- To obey and respect the law
- To behave morally and ethically
- To help and protect your family
- To raise children properly
- To work to provide for yourself
- To behave responsibly
- To vote
- To respect and preserve the environment
- To help others
- To treat others with fairness and respect
- To treat all races equally
- All of these
- None of these

Public data to inform
your data collection:

Source

[Citizenship Survey
\(2011- discontinued\)](#)

Disaggregation

This data is split by:

**Age, Sex, Marital Status,
Ethnicity**

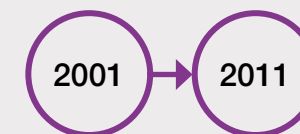
Level

It is collected in:

England, Wales

Frequency

It is collected:



(discontinued)

The questions on this page will help you collect data on:

% reporting sense of responsibility towards local and UK society

Question:

01 In the last 3 years have you taken any of these actions to solve a problem affecting people in your local area or to show your concern over a national issue?

- Contacted a local councillor or MP
- Taken part in an online campaign
- Been an officer of a campaigning organisation or pressure group
- Attended a public meeting
- Signed a petition (in person or online)
- Voted in the last General Election
- Taken part in a demonstration or protest
- Whether taken any action in an attempt to boycotted certain products for political or ethical reasons
- Taken part in a strike or picket

02 I am going to read out a number of statements about political views and opinions. We are not interested here in party political issues. Please can you tell me on a scale of 1 to 5, where 1 is strongly agree and 5 is strongly disagree, how much you agree or disagree with the following statements.

People like me have no say in what the government does

Strongly agree Strongly disagree
 1 2 3 4 5

I think I could take an active part in political issues

Strongly agree Strongly disagree
 1 2 3 4 5

I can influence decisions affecting my local area

Strongly agree Strongly disagree
 1 2 3 4 5

03 How much do you agree, or disagree, that people in this area are able to find ways to improve things around here when they want to?

Strongly agree Strongly disagree
 1 2 3 4 5

Public data to inform your data collection:

Source

- 01,02 **Poverty and Social Exclusion in the UK: UK Living Standards Survey**
- 03 **Scottish Social Attitudes Survey**

Disaggregation

This data is split by:

- 01,02 **Age, Sex, Marital Status, Ethnicity, Language, Religion**
- 03 **Age, Sex, Marital Status, Ethnicity**

Level

It is collected in:

- 01,02 **England, Wales, Scotland, Northern Ireland**
- 03 **Scotland**

Frequency

It is collected:

- 01,02 **1999, 2002, 2012**
- 03 **Annually**

The questions on this page will help you collect data on:

% reporting sense of equity in access to services and entitlements - Part 1

Question:

01 In your day-to-day life, how often do any of the following things happen to you?

You are treated with less respect than other people are.

- Almost every day
- At least once a week
- A few times a month
- A few times a year
- Less than once a year
- Never

02 In the past year, have you have been treated less favourably by people who are in positions of authority, because of any of the personal characteristics on this card? By this, I mean your employer, landlord, bank manager, a teacher, a police officer, etc.

- Religion
- Ethnicity
- Disability
- Age
- Sexuality
- Gender
- Social class
- Other

Public data to inform your data collection:

Source

- 01 [Northern Ireland Life and Times Survey 2017](#)
- 02 [Poverty and Social Exclusion in the UK: UK Living Standards Survey](#)

Disaggregation

This data is split by:

- 01 **Age, Sex, Ethnicity, Religion**
- 02 **Age, Sex, Marital Status, Ethnicity, Language, Religion**

Level

It is collected in:

- 01 **Northern Ireland**
- 02 **England, Wales, Scotland, Northern Ireland**

Frequency

It is collected:

- 01 **1998-Present**
- 02 **1999, 2002, 2012**

The questions on this page will help you collect data on:

% reporting sense of equity in access to services and entitlements - Part 2

Question:

01 How do you think a local doctor's surgery would treat you?

- I would be treated worse than other races
- I would be treated better than other races
- I would be treated the same as other races
- Don't know / no opinion

02 Other examples:

How do you think a local hospital would treat you?

How do you think the health service generally would treat you?

How do you think a local school would treat you?

How do you think a council housing department or housing association would treat you?

How do you think your local police specifically would treat you?

How do you think the immigration authorities would treat you?

How do you think the Prison Service would treat you?

- I would be treated worse than other races
- I would be treated better than other races
- I would be treated the same as other races
- Don't know / no opinion

Public data to inform your data collection:

Source

[Citizenship Survey \(2011- discontinued\)](#)

Disaggregation

This data is split by:

Age, Sex, Marital Status, Ethnicity

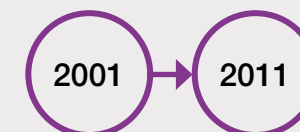
Level

It is collected in:

England, Wales

Frequency

It is collected:



(discontinued)

The questions on this page will help you collect data on:

% reporting sense of equity in access to services and entitlements - Part 3

Question:

01 Which groups do you think there is now more racial prejudice against, compared with 5 years ago?

- Asian people (Indian, Pakistani, Bangladeshi)
- Black people (Caribbean, African)
- Chinese people
- White people
- Mixed race people
- Buddhists
- Hindus
- Jews
- Muslims
- Sikhs
- Asylum seekers / refugees
- New immigrants
- Eastern Europeans
- Other (specify)

Which groups do you think there is now less racial prejudice against, compared with 5 years ago?

- Same options as above

02 Which of the rights, if any, listed below do you think you should have as someone living in the UK?

- To have access to free education for children
- To have freedom of speech
- To have freedom of thought, conscience and religion
- To have free elections
- To be looked after by the state if you cannot look after yourself
- To be protected from crime
- To be treated fairly and equally
- To have free healthcare if you need it
- To have a job
- All of these
- None of the above

And which do you think you actually have now?

- Same options as above

Public data to inform your data collection:

Source

[Citizenship Survey \(2011- discontinued\)](#)

Disaggregation

This data is split by:

Age, Sex, Marital Status, Ethnicity

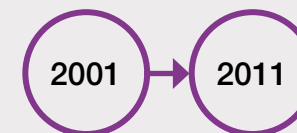
Level

It is collected in:

England, Wales

Frequency

It is collected:



(discontinued)

The questions on this page will help you collect data on:

% reporting sense of equity in access to services and entitlements - Part 4

Question:

01 For each one I read out please use this card to say whether you think it has gone too far or not gone far enough.

Attempts to give equal opportunities to women in Scotland?

- Gone much too far
- Gone too far
- About right
- Not gone far enough
- Not gone nearly far enough

02 Attempts to give equal opportunities to black people and Asians in Scotland?

- Gone much too far
- Gone too far
- About right
- Not gone far enough
- Not gone nearly far enough

Public data to inform your data collection:

Source

[Scottish Social Attitudes Survey](#)

Disaggregation

This data is split by:

Age, Sex, Marital Status, Ethnicity

Level

It is collected in:

Scotland

Frequency

It is collected:

 **Annually**

The questions on this page will help you collect data on:

% overall population reporting knowledge of anti-discrimination laws

Question:

- 01 Please tell me whether, in your opinion, in (OUR COUNTRY) there is a law which prohibits the following types of discrimination when hiring new employees.

Discrimination on the basis of...

Ethnic origin

Gender

Sexual orientation

Age

Religion or beliefs

Disability

- Yes, there is such a law
- No, there is no such law
- Don't know

Public data to inform your data collection:

Source

[Eurobarometer](#)

Disaggregation

This data is split by:

Age, Sex

Level

It is collected in:

International

Frequency

It is collected:

2010

The questions on this page will help you collect data on:

% reporting knowledge of rights to interpreting services in public services (across integration domains)

Question:

01 Is the person aware of their rights to an interpreter during a GP appointment?

This question can be adapted to other public services.

Public data to inform your data collection:

 Source

Data not located

 Disaggregation

This data is split by:

N/A

 Level

It is collected in:

N/A

 Frequency

It is collected:

N/A