



This statistical release presents figures on the National and International locations of all UK Regular Forces personnel and MOD Civilian personnel.

The tables present information on the stationed location of all UK Regular service and Civilian personnel by UK Unitary Authority and Local Authority Area, as well as global locations.

Data are presented for each Service by Officer / Other Ranks breakdown, and for Civilian personnel by non industrial / industrial breakdown (including Trading Funds and Locally Engaged Civilians).

Key Points and Trends

▼ 136,190	<p>Strength of UK Regular Forces in UK at 1 April 2019 <i>a decrease of 1,300 compared with 1 April 2018</i></p>
▼ 8,220	<p>Strength of UK Regular Forces overseas at 1 April 2019 <i>a decrease of 820 compared with 1 April 2018</i></p>
▲ 50,360	<p>Strength of MOD Civilian personnel in UK at 1 April 2019 <i>an increase of 810 compared with 1 April 2018</i></p>
► 5,280	<p>Strength of MOD Civilian personnel located overseas at 1 April 2019 <i>has remained consistent when compared with 1 April 2018</i></p>
▼ 2,850	<p>Strength of UK Regular Forces in Germany at 1 April 2019 <i>a decrease of 730 compared with 1 April 2018</i></p>
▲ 38,000	<p>Largest UK Region concentration of UK Regular Forces is in South East UK at 1 April 2019 <i>an increase of 500 compared with 1 April 2018</i></p>
▲ 19,260	<p>Largest UK region concentration of MOD Civilian personnel is in South West UK at 1 April 2019 <i>an increase of 650 compared with 1 April 2018</i></p>

Responsible statistician: Tri-Service Head of Branch 020 7807 8896 DefStrat-Stat-Tri-Hd@mod.gov.uk

Further information/ mailing list: DefStrat-Stat-Tri-Enquiries@mod.gov.uk

Background quality report: www.gov.uk/government/statistics/tri-service-personnel-bulletin-background-quality-reports

Contents

Introduction	page 2	Other bulletins in this series can be found at:
UK Regular Forces by Region	page 3	https://www.gov.uk/government/collections/location-of-all-uk-regular-
MOD Civilian personnel by Region	page 4	service-and-civilian-personnel-
World Wide Strengths: Germany Drawdown	page 5	-annual-statistics-index
Unitary and Local Authority Changes	page 6	
Data Sources and Notes	page 7	
Further Information	page 8	

Introduction

This statistical release presents figures on the National and International locations of all UK Regular Forces personnel and MOD Civilian personnel.

Military figures from April 2016, 2017 and 2018 have all been revised due to data processing errors. Any editions of this report from 2016 have been revised.

The basing of the UK Forces is changing. The Strategic Defence and Security Review 2010 (SDSR) outlined a number of recommendations to transform the UK Forces in order to face current threats. These recommendations aim to restructure the UK Armed Forces and rationalise the Defence estate. This has instigated a number of more detailed plans including the Regular Army Basing Plan.

There are a number of planned modifications to the structure and way each of the Services would operate, with a focus on creating a versatile Force. The modifications include the decisions to reconfigure the Army by reducing it from six to five multi-role brigades. The Royal Air Force (RAF) structure will focus around fewer Fast Jet platforms with increasing numbers of Unmanned Air Vehicles and an improved strategic Air Transport Fleet. Additionally, the British Forces personnel currently based in Germany will be relocated back in the UK. These changes are planned to come into effect by 2020 and will consequently impact on basing both overseas and in the UK. On 23rd November 2015, the Ministry of Defence published the National Security Strategy and Strategic Defence and Security Review 2015. SDSR 2015 outlines plans to uplift the size of the Regular Armed Forces, setting targets for a strength of 82,000 for the Army, 30,450 for Royal Navy/Royal Marines and 31,750 for Royal Air Force by 2020.

UK Regular Forces - Figures are for UK Regular Forces (including both Trained and Untrained personnel), and therefore exclude Gurkhas, Full Time Reserve Service personnel and mobilised reservists. Royal Navy / Royal Marines personnel on sea service are included against the local authority containing the home port of their ship. RAF Other Ranks serving in the South Atlantic are shown against the location containing their home base.

MOD Civilian personnel - Civilian figures are reported as Full Time Equivalent (FTE). FTE is a measure of the size of the workforce taking into account that some people work part-time. Part-time staff are counted according to the number of hours they work per week as a proportion of normal hours for their grade and location.

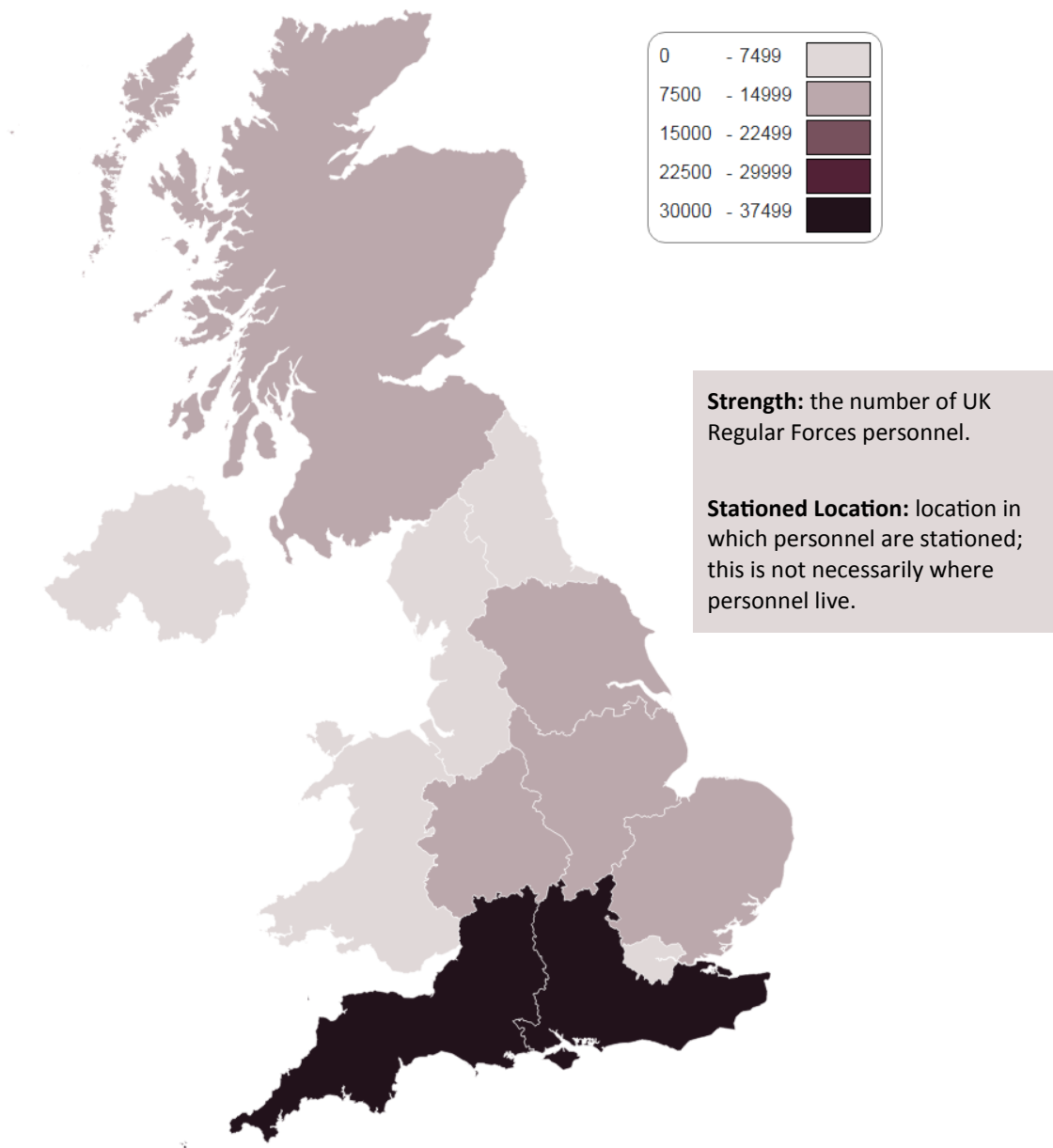
UK Regular Forces by Region

The majority of Service personnel are located in the South East and South West of the UK with 38,000 and 35,080 personnel, respectively. The fewest personnel are located in the North East with 1,260 personnel. The largest decrease between 1 April 18 and 1 April 19 was in the South West with a decrease of 1,370. The largest increase between 1 April 18 and 1 April 19 was in the South East with a increase of 500.

A time series of United Kingdom Regular strengths can be found in the accompanying tables, which can be accessed via the link below:

<https://www.gov.uk/government/statistics/announcements/location-of-uk-regular-service-and-civilian-personnel-annual-statistics-2019>

Distribution of UK Regular Forces by Region as at 1 April 2019



Data converted from Ordnance Survey, Office for National Statistics and National Records Scotland data © Crown copyright and database right [2014]. Ordnance Survey data covered by OS OpenData Licence.

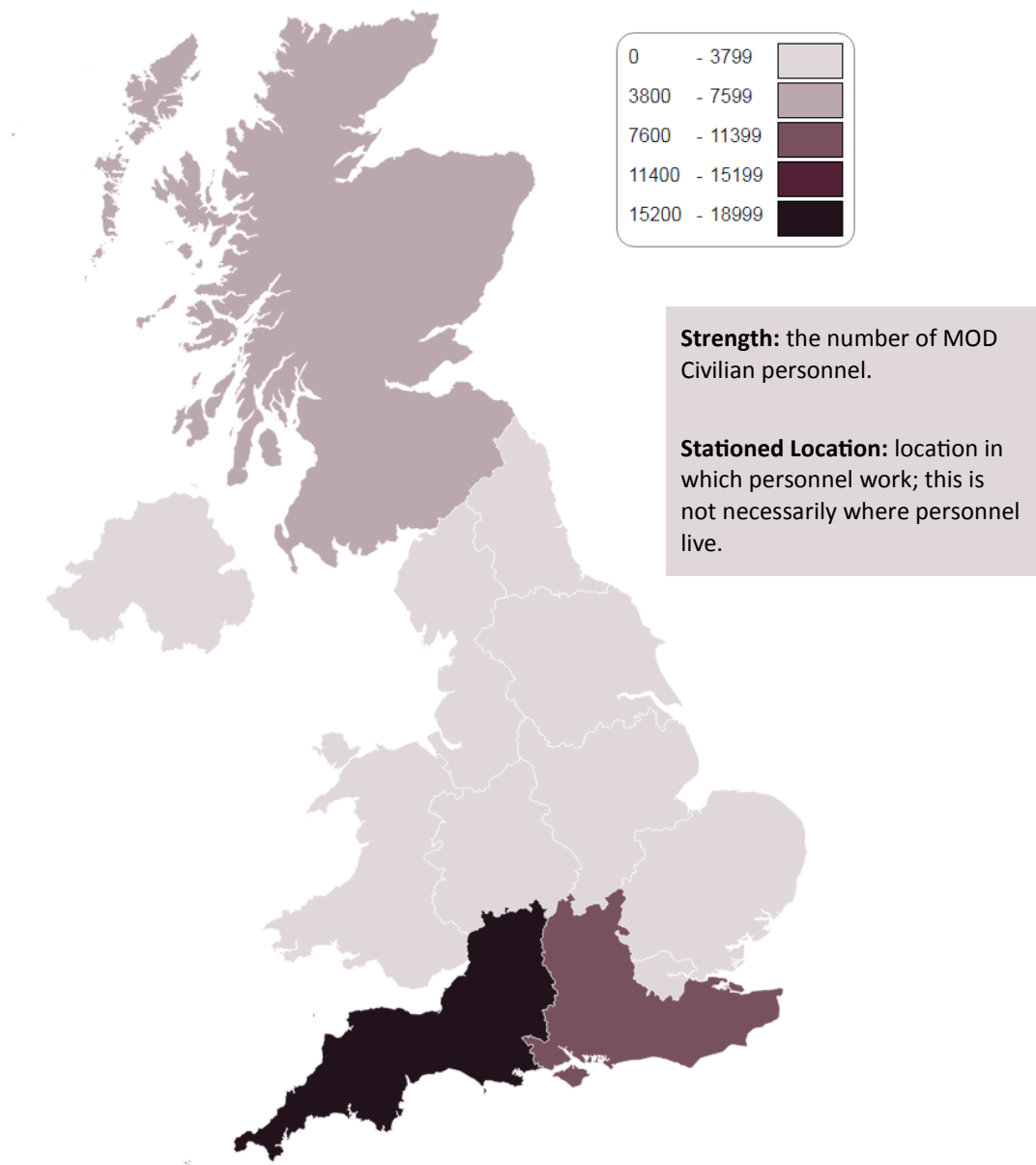
MOD Civilian personnel by Region

The majority of MOD Civilians are located in the South East and South West of the UK with 9,490 and 19,260 civilians, respectively. The fewest civilians are located in the North East with 250 civilians. The largest increase in civilians between 1 April 2018 and 1 April 2019 was in the South West with an increase of 650 civilians. The largest decrease between 1 April 2018 and 1 April 2019 was in the South East with a decrease of 150.

A time series of United Kingdom Civilian strengths can be found in the accompanying tables, which can be accessed via the link below:

<https://www.gov.uk/government/statistics/announcements/location-of-uk-regular-service-and-civilian-personnel-annual-statistics-2019>

Distribution of MOD Civilian Personnel by Region as at 1 April 2019



Data converted from Ordnance Survey, Office for National Statistics and National Records Scotland data © Crown copyright and database right [2014]. Ordnance Survey data covered by OS OpenData Licence.

Worldwide Strengths

The restructuring of Defence and the changing world picture is having an impact on both Regular and Civilian worldwide strengths. The strength of UK Regular Forces stationed overseas decreased from 9,040 to 8220 (9.1%) between 1 April 2018 and 1 April 2019. Over the same period, the number of MOD Civilian personnel based overseas decreased from 5,300 to 5,280 (0.4%).

A time series of world wide strengths can be found in the accompanying tables, which can be accessed via the link below:

<https://www.gov.uk/government/statistics/announcements/location-of-uk-regular-service-and-civilian-personnel-annual-statistics-2019>

Germany Drawdown

Background

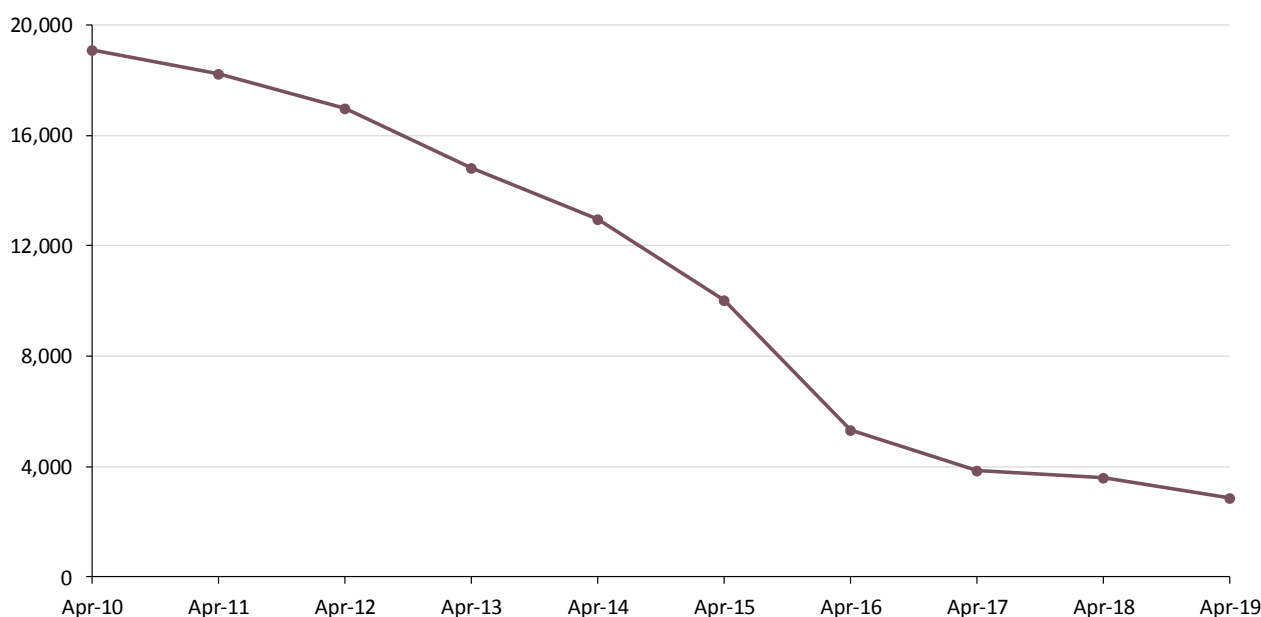
SDSR 2010 announced that while the presence of the British military in Germany has played an important role in demonstrating Alliance solidarity, there was no longer any operational requirement for UK forces to be based there, so the aim was to withdraw forces from Germany by 2020.

The Germany drawdown aims to see half of the approximate 20,000 personnel relocated by 2015 and the remainder by 2020, with the exclusion of approximately 200 Army, RN and RAF personnel who will remain in Exchange and Liaison posts. This will end UK military basing in Germany. The greatest impact will be in the Army, who, in April 2010, accounted for 98.4% of the personnel stationed in Germany.

Strength Change

UK Armed Forces Regular personnel stationed in Germany have been declining over the past nine years, shown in Figure 1 below. The strength has fallen from 19,100 in April 2010 to 2,850 in April 2019, a decrease of 16,250. The largest decrease was between April 2015 and April 2016 with over 4,500 personnel leaving Germany.

Figure 1: UK Regulars stationed in Germany from April 2010 to April 2019



Note:

Figures are for UK Regular Forces (including both Trained and Untrained personnel), and therefore exclude Gurkhas, Full Time Reserve Service personnel and mobilised reservists.

Unitary and Local Authority Changes

The restructuring of Defence and the Defence Estate is having an impact on both Regular and Civilian distribution across Unitary and Local Authorities in the UK.

Northern Ireland

There has been a change in structure of Northern Ireland Districts with some Districts grouped together during the 2015-16 financial year.

England

There was a change in Local Authority name in April 2018 from Shepway to Folkestone and Hythe.

Trading Funds

The Trading Funds total as at 1 April 2019 was 6,570 an increase of 540 personnel (9.0 per cent) compared with 1 April 2018. The majority of this change is due to the transfer of 1,180 personnel from DE&S Trading Entity into the Defence Nuclear Organisation and 400 personnel from the Defence Electronic Agency (DECA), which were previously reported within HOCs, now being reported as an Executive Agency.

There was a large reduction in Trading Funds strength between 1 January 2015 and 1 April 2015. This was driven by the privatisation of Defence Support Group and the transfer of 2,000 personnel as at 1 April 2015. Approximately 450 personnel were retained with the Department as the Defence Electronic Components Agency (DECA) within Head Office and Corporate Services.

RAF Leuchars — Fife

The reduction of Regular personnel in Fife to 1 July 2015 was the result of changes set out in SDSR 2010, which announced that the RAF would transition to a single Main Operating Base in Scotland - RAF Lossiemouth - which would continue the growth of the Typhoon Force and provide Quick Reaction Alert for Northern United Kingdom.

HMS Queen Elizabeth — Portsmouth

The increase in Royal Navy/Royal Marine personnel from 6,320 to 6,800 between April 2018 and April 2019 is partly due to the commissioning of HMS Queen Elizabeth in 2017.

Data Sources and Notes

UK Regular Forces data are sourced from the Joint Personnel Administration (JPA) system. Location data are based on the stationed location of the individual as recorded in the 'Assignment Location' field of the JPA system. The figures are based on Service personnel's stationed location and not their location of residence - where personnel work isn't necessarily where they live. Personnel deployed on operations to an area away from their stationed location are shown against their most recent stationed location.

MOD civilian data are compiled from several sources:

1) Core MOD personnel - Data for core MOD personnel are taken from the personnel system - Human Resources Management System (HRMS). Defence Statistics use budgetary UINs and attribute people according to the budgetary area that pays them, using the Standing Data System hierarchy from Financial Management Information Systems.

2) Trading Funds - Trading Funds were introduced by the Government under the Trading Funds Act 1973 as a 'means of financing trading operations of a government department which, hitherto, have been carried out on Vote'. They are self-accounting units that have greater freedom than other government departments in managing their own financial and management activities. Currently the MOD has two Trading Funds - DSTL and the UK Hydrographic Office. Until 1 October 2011, the Met Office also was reported on by the MOD, but as of 1 October 2011 their responsibility transferred to the Department for Business, Energy, & Industrial Strategy (BEIS).

Defence Support Group (DSG) was privatised as at 1 April 2015, with approximately 2,000 posts transferring to Babcock. Approximately 450 personnel were retained with the Department as the Defence Electronic Components Agency (DECA) within Head Office and Corporate Services.

3) Locally engaged civilians (LEC) - LEC employees are recruited overseas exclusively for employment in support of the UK Armed Forces deployed in a particular overseas theatre and on terms and conditions of service applicable only to that overseas theatre or Administration.

Previously this has included the dependents of UK military personnel or UK-based civilian staff employed in overseas theatre (who are sometimes separately identified as UK Dependents). However, to reflect the different terms and conditions of these personnel, UK dependents are not included in LEC figures from October 2013. LECs are not civil servants. LEC data are provided by Top Level Budgetary areas quarterly to Defence Statistics requirements. LEC FTE strengths are based on the actual FTE of part-time LECs where available, and the FTE for those part-time personnel where actual values remain unavailable are estimated with the mean FTE of part-time LECs, increasing the accuracy of LEC FTE.

4) The Royal Fleet Auxiliary (RFA) - The civilian-manned Royal Fleet Auxiliary delivers worldwide logistical and operational support for the wide range of tasks the Royal Navy undertakes including warfighting, counter-piracy, humanitarian and disaster relief, and counter-narcotics operations. RFA data are now taken from the Magellan personnel system. Previously these data were taken from the CHIPS payroll system, but moving to the Magellan system allows total personnel numbers to be reported, rather than purely those being paid. Due to using this system Tri-Service do not have access to the location of these personnel.

Further Information

Symbols

|| discontinuity in time series
* not applicable
.. not available
– zero
~ 5 or fewer
p Provisional
e Estimate
r Revised

Rounding

When rounding to the nearest 10, numbers ending in “5” have been rounded to the nearest multiple of 20 to prevent systematic bias.

Where rounding has been used, totals and sub-totals have been rounded separately and so may not equal the sums of their rounded parts.

Revisions

Military figures from April 2016, April 2017 and April 2018 have all been revised due to data processing errors. There are no regular planned revisions of this report.

Amendments to figures for earlier years may be identified during the annual compilation of this Bulletin. This will be addressed in one of two ways:

- where the number of figures updated in a table is small, figures will be updated and those which have been revised will be identified with the symbol "r".
- where the number of figures updated in a table is substantial, the revisions to the table, together with the reason for the revisions, will be identified in the commentary at the beginning of the relevant chapter / section, and in the commentary above affected tables. Revisions will not be identified by the symbol "r" since where there are a large number of revisions in a table this could make them more difficult to read.

Occasionally updated figures will be provided to the editor during the course of the year. Since this Bulletin is published electronically, it is possible to revise figures during the course of the year. However to ensure continuity and consistency, figures will only be adjusted during the year where it is likely to substantially affect

Further Information (cont.)

Contact Us

Defence Statistics welcome feedback on our statistical products. If you have any comments or questions about this publication or about our statistics in general, you can contact us as follows:

Defence Statistics (Tri-Service) Telephone: 0207 807 8896
Email: DefStrat-Stat-Tri-Enquiries@mod.gov.uk

If you require information which is not available within this or other available publications, you may wish to submit a Request for Information under the Freedom of Information Act 2000 to the Ministry of Defence. For more information, see:

<https://www.gov.uk/make-a-freedom-of-information-request/the-freedom-of-information-act>

Other contact points within Defence Statistics are:

Defence Expenditure Analysis	030 6793 4531	DefStrat-Econ-ESES-DEA-Hd@mod.gov.uk
Price Indices	030 6793 2100	DefStrat-Econ-ESES-PI-Hd@mod.gov.uk
Naval Service Manpower	023 9254 7426	DefStrat-Stat-Navy-Hd@mod.gov.uk
Army Manpower	01264 886175	DefStrat-Stat-Army-Hd@mod.gov.uk
RAF Manpower	01494 496822	DefStrat-Stat-Air-Hd@mod.gov.uk
Tri-Service Manpower	020 7807 8896	DefStrat-Stat-Tri-Hd@mod.gov.uk
Civilian Manpower	020 7218 1359	DefStrat-Stat-Civ-Hd@mod.gov.uk
Health Information	030 6798 4423	DefStrat-Stat-Health-Hd@mod.gov.uk

If you wish to correspond by mail, our postal address is:

Defence Statistics (Tri-Service)
Ministry of Defence, Main Building
Floor 3 Zone M
Whitehall
London
SW1A 2HB

For general MOD enquiries, please call: 020 7218 9000