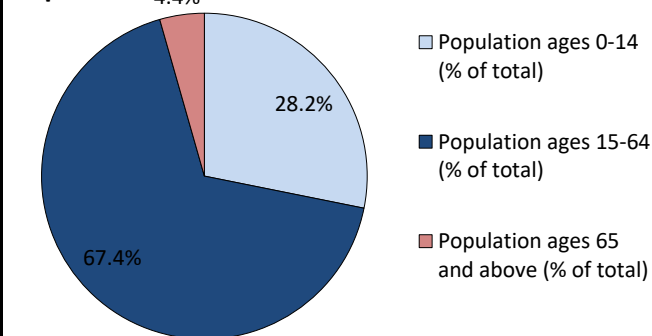


## Economic Overview

Nominal GDP (\$US bn)*	43.6
Real annual GDP Growth (%)*	17.9
GDP per capita (\$US)*	6,692.4
Annual inflation rate (%)*	23.1
Unemployment rate (%)*	-
Fiscal balance (% of GDP)*	-7.4
Current account balance (% of GDP)*	2.0

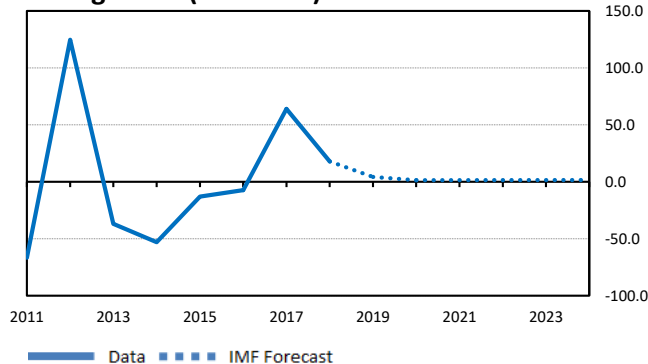
## Population<sup>1</sup>



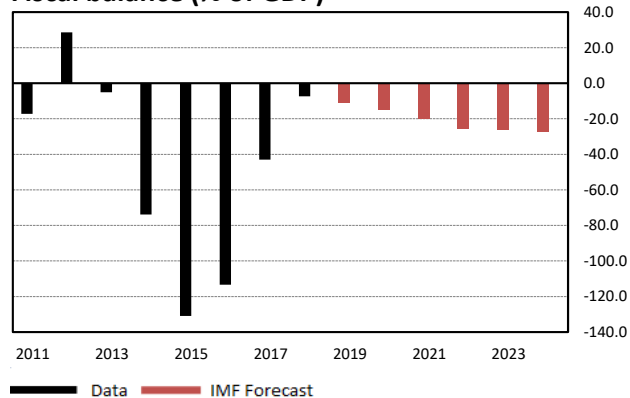
## World Bank Ease of Doing Business ranking (best 1, worst 189)\*

Congo (Democratic Republic)	184
South Sudan	185
<b>Libya</b>	<b>186</b>
Yemen	187
Venezuela	188
	UK rank is 9

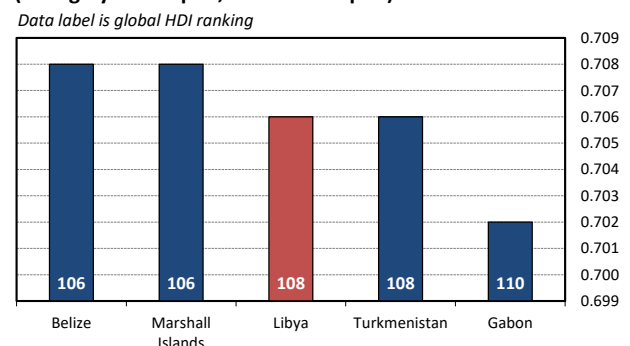
## GDP growth (annual %)\*



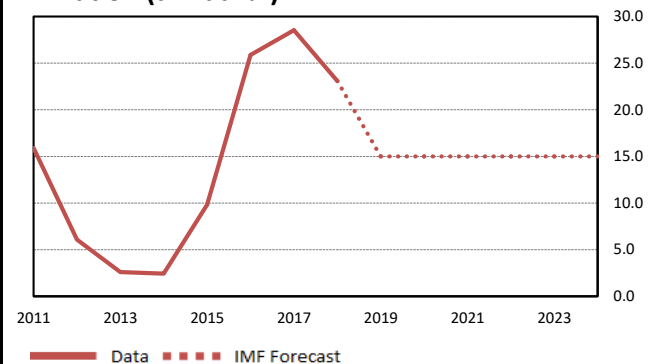
## Fiscal balance (% of GDP)\*



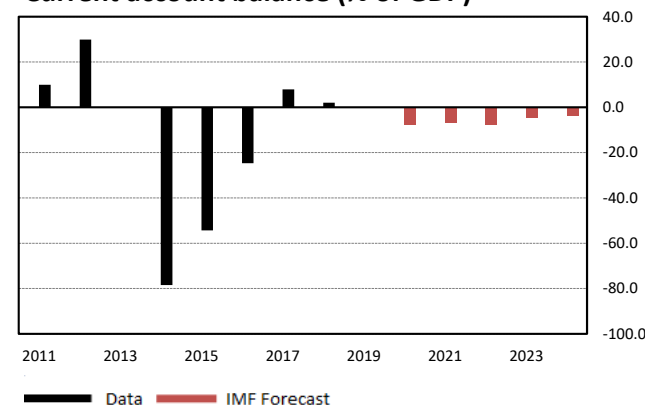
## Human Development Index (1= highly developed, 0= undeveloped)



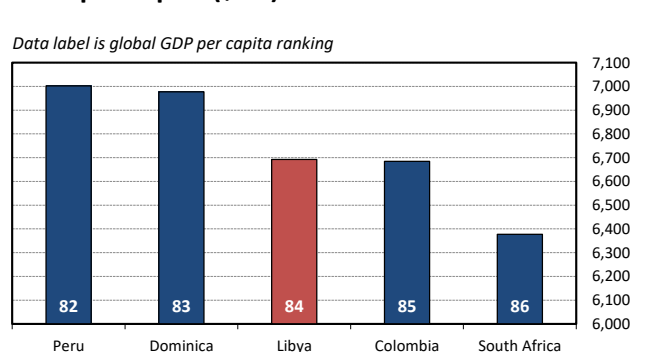
## Inflation (annual %)\*



## Current account balance (% of GDP)\*



## GDP per capita (\$US)\*



Macroeconomy		Population		Trade & Investment	
Nominal GDP (\$US bn)*	43.6	Population (millions)*	6.5	Current account balance (% of GDP)*	2.0
Real annual GDP growth (%)*	17.9	Population growth rate (% change)*	1.0	Current account balance (\$US bn)*	0.9
GDP per capita (\$US)*	6,692.4	Population density (people per km <sup>2</sup> )"	3.6	Total exports of goods and services (\$US bn)"	6.8
Annual inflation rate (%)*	23.1	Urban population (%)"	79.8	Total imports of goods and services (\$US bn)"	11.6
Unemployment rate (%)*	-	Economic Development		Exports of goods to UK (£m)"	861
GDP at Purchasing Power Parity (\$US bn)*	74.7	Human Development Index (min 0, max 1)	0.71	Imports of goods from UK (£m)"	177
GDP at Purchasing Power Parity per capita (\$)*	11,468.6	Life expectancy at birth (years)"	71.9	Exports of services to UK (£m)"	13
GDP at PPP as a share of world (%)*	0.1	Literacy rates (%)"	-	Imports of services from UK (£m)"	121
Government Finance		Income inequality (equality 0, inequality 100)"	-	Exports + imports as share of GDP (%)	42.2
General government net debt (% of GDP)*	-	Internet users (% population)"	20.3	Inward direct investment flow (\$US bn)"	-
General government gross debt (% of GDP)*	-	Net aid received per capita (\$US)"	67.7	Inward direct investment stocks (\$US bn)"	18.5
Fiscal balance (% of GDP)*	-7.4	Doing Business ranking (best 1, worst 189)*	186	Emissions & Environment	
General government revenue (% of GDP)*	70.3	Energy		CO <sub>2</sub> emissions per capita (tonnes)"	9.2
General government expenditure (% of GDP)*	77.7	Oil production (thousand barrels per day)	864.6	Pump price for petrol (\$US per litre)"	0.11
Current health expenditure (% of GDP)"	-	Share global oil reserves remaining (%)	0.0	Energy use per capita (kg of oil equivalent)"	2,880.1
Public education expenditure (% of GDP)"	-	Gas production (bn cubic metres per year)	11.5	Food imports (% share of goods imports)"	-
Military expenditure (% of GDP)"	11.4	Share global gas reserves remaining (%)	1.4	Forest area (% of land area)"	0.1
Foreign Exchange reserves (\$US bn)"	79.4	Net energy imports (% of energy use)"	-103.0	Agricultural land (% of land area)"	8.7

## Forecast and comparison with other countries/territories

Indicator	Value			Global Ranking (1-185)			Comparator countries/territories in 2018
	2018	2019 forecast	2024 forecast	2018	2019 forecast	2024 forecast	
Population (million)*	6.5	6.6	6.9	105	105	104	Below El Salvador, Above Kyrgyzstan <i>UK rank is 21</i>
Nominal GDP (\$US bn)*	43.6	45.0	85.3	87	90	76	Below Turkmenistan, Above Ivory Coast <i>UK rank is 5</i>
GDP/capita (\$US)*	6,692	6,836	12,340	84	84	71	Below Dominica, Above Colombia <i>UK rank is 21</i>
Real annual GDP growth (%)*	17.9	4.3	1.5	1	54	165	Above Rwanda <i>UK rank is 151</i>
General government gross debt (% of GDP)*	-	-	-	All data externally sourced from the IMF World Economic Outlook, World Bank WDI Database, NATO, BP Statistical Review of World Energy, UNCTAD statistics, ONS Pink Book and UN International Human Development Indicators.			
Fiscal balance (% of GDP)*	-7.4	-10.9	-27.1	Factsheets for 185 countries and a detailed sources page can be found on the Economics Unit SharePoint (FCO users only):			
Annual inflation rate (%)*	23.1	15.0	15.0	<a href="https://www.gov.uk/government/collections/fco-economic-factsheets">https://www.gov.uk/government/collections/fco-economic-factsheets</a>			
Unemployment rate (%)*	-	-	-				