



The Work and Health Programme was launched in England and Wales between November 2017 and March 2018. It primarily helps people who have a disability or health condition, as well as the long-term unemployed, and certain priority groups (known as early access groups) to enter into and stay in work. People are referred by Jobcentres to work with public, private and voluntary companies, known as providers. The providers are paid a service delivery fee as well as outcome related payments when a person starts work and reaches a specified level of earnings, or reaches six months of being in self-employment.

## Main stories

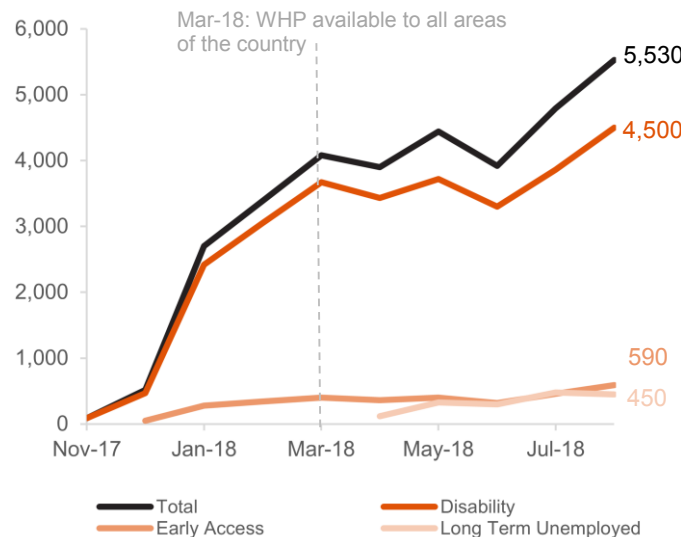
- By the end of August 2018, **74%** of all individuals referred have started on the Work and Health Programme.
- **86%** of all people starting the Work and Health Programme have a disability or health condition. **9%** are from early access groups and **5%** are long-term unemployed.
- **64%** of all people starting the Work and Health Programme are male.

### Referrals and starts to the Programme

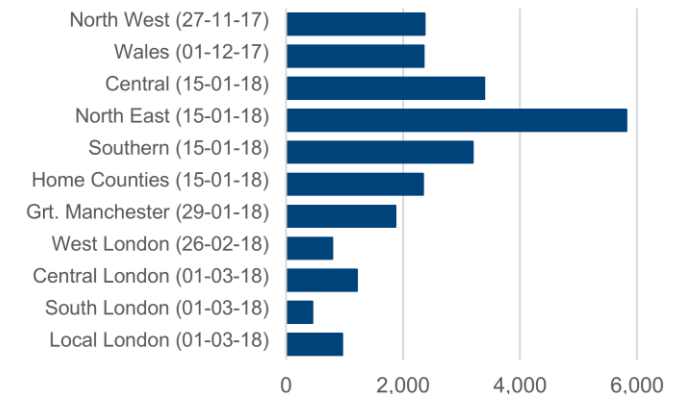
Since the Work and Health Programme began there have been:

**38,060 referrals** for  
**33,360 individuals** and  
**24,720 starts**

### The majority of referred individuals are from the disability group



### Total numbers of starts differ across areas\*



\*The areas shown differ in size and are ordered from top to bottom by [roll-out date](#) (shown in brackets).

## At a glance

Page

[3,630 people started WHP in the latest month](#)

3

[33,360 individuals referred to WHP](#)

4

[64 percent of WHP participants are male](#)

5

[About these statistics](#)

6

**Lead Statistician:** Lee McGargill

[lee.mcargill1@dwp.gsi.gov.uk](mailto:lee.mcargill1@dwp.gsi.gov.uk)

**DWP Press Office:** 0203 267 5144

Comments? Feedback is welcome

Published: 29 November 2018

Next edition: February 2019

ISBN: 978-1-78659-110-4

## What you need to know

### Groups on the Work and Health Programme

The Work and Health Programme (WHP) aims to provide support to help people find and keep a job. It is available to the following groups:

Disability group

Early Access group

Long-term unemployed

The **Disability group** is voluntary for people with a disability or health condition. This is the main group that the WHP is aimed at.

The **Early access group** is voluntary and aimed at people who may need additional support to move into employment and are in one of a number of priority groups (e.g. homeless, ex-armed forces, care leavers, refugees).

The **Long-term unemployed group** is mandatory and is for Jobseeker's Allowance or Universal Credit claimants who have been unemployed for 24 months.

WHP participants may be in receipt of Jobseeker's Allowance (JSA), Employment and Support Allowance (ESA), Income Support (IS) or Universal Credit (UC), but it is possible to join WHP even if not receiving benefits, as people can be signposted to WHP by approved organisations.

WHP is delivered across England and Wales by five providers across six areas (known as Contract Package Areas (CPA)). In London and Manchester, where devolution deals are in place, responsibility for the delivery of WHP has been devolved to Local Authorities, known as Local Government Partners (LGP).

In some areas, the Government is designing WHP with the help of Local Enterprise Partnerships and City regions. These are known as Devolution Deal Areas (DDA). ([See Table 2.2](#))

### Definitions

**Referrals** – Work Coaches in Jobcentre Plus offices will send details of a person wanting to join WHP to a provider. WHP participants can be referred more than once, and the figure does not include cancelled or rejected referrals. When a provider acknowledges the referral and contact has been established with the participant, this is called a referral.

**Individuals referred** – As referrals can include multiple referrals for one individual, individuals referred is the number of individual people referred i.e. only counts the latest referral per person.

**Starts** – The first face-to-face meeting between a WHP participant and the provider is called a start. This must happen within 10 working days of being referred by Jobcentre Plus unless voluntary participants have contacted the provider to say they are unable to attend and reschedule the meeting.

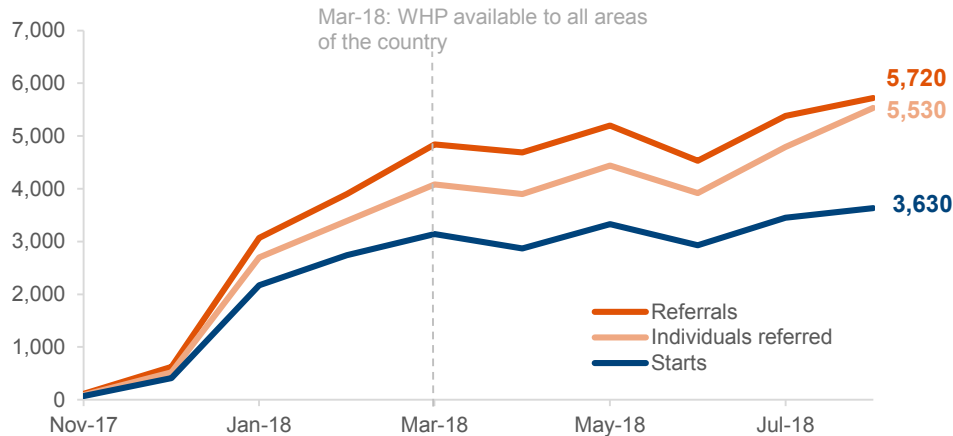
**Job payments** – statistics will be added in future publications, in line with our [release strategy](#).

Further information on WHP policy and definitions can be found in the Background Information note [here](#).

# Joining the Work and Health Programme

## Numbers of monthly starts to WHP have been generally steady since March 2018

Monthly number of referrals and starts from November 2017 to August 2018



During the first few months of WHP, monthly referrals and starts built up as WHP rolled out across all areas.

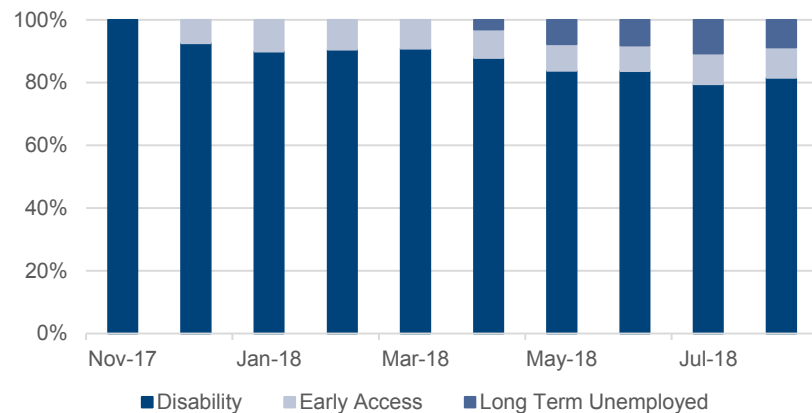
From March 2018 (when the programme was available to all areas of the country), the total number of monthly starts has seen a slight rise.

Since the start of the programme, there have been a total of 38,060 referrals, 33,360 individuals referred and 24,720 starts nationally. Overall, the proportion of individuals referred that go on to start is 74%.

See [Table 1.1](#) for full data.

## The majority of starts are made by people in the disability group

Starts by eligibility group from November 2017 to August 2018



In line with the nature of the programme, large numbers of people with disabilities or health conditions (the Disabled group) are joining WHP.

People are also eligible for WHP if they are long-term unemployed, or belong to certain priority groups (known as the early access group).

Since the start of the programme, the majority of individuals referred (85%) and starts (86%) come from the disability group. The first referrals from the long term unemployed group were made in April 2018.

In the latest month (August 2018), 81% of starts were from the Disability group, 10% from the Early Access group, and 9% from the Long-term Unemployed group.

See [Table 1.1](#) for full data.

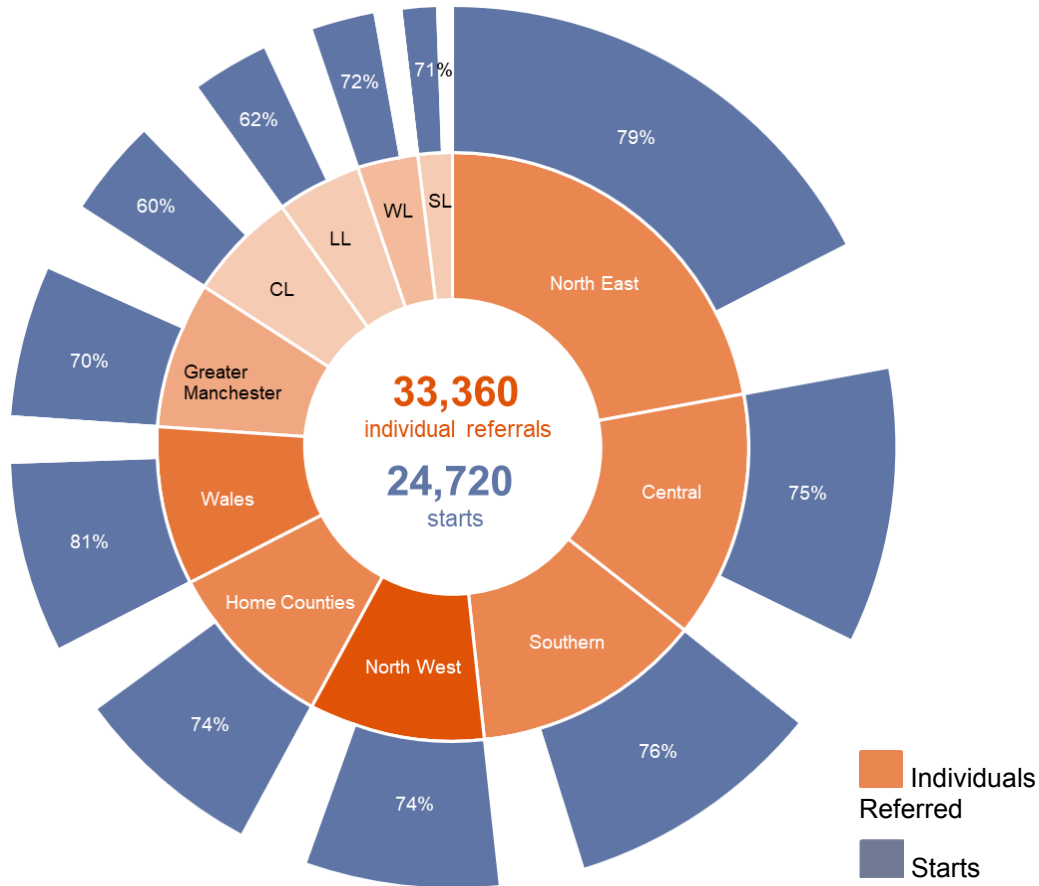
Mar-18: WHP available to all areas of the country  
Apr-18: Long-term unemployed referrals began

# Work and Health Programme referrals and starts by Area

Since March 2018, all areas are contributing to WHP, delivering referrals and starts

## Distribution of all WHP individuals referred and starts across areas: to August 2018

The darker the shading, the earlier WHP provision was introduced. Programme areas differ in size.



## Numbers of referrals and starts by Area:

November 2017 to August 2018 by order of rollout (earliest listed first).

Area	Date of rollout	Referrals	Individuals referred	Starts	% of starts to individuals
North West	27/11/17	3,840	3,200	2,370	74%
Wales	01/12/17	3,160	2,890	2,350	81%
Central	15/01/18	5,230	4,540	3,390	75%
North East	15/01/18	8,100	7,370	5,820	79%
Southern	15/01/18	4,710	4,200	3,190	76%
Home Counties	15/01/18	3,560	3,180	2,340	74%
Greater Manchester	29/01/18	3,250	2,690	1,870	70%
West London (WL)	26/02/18	1,220	1,100	790	72%
Central London (CL)	01/03/18	2,520	2,010	1,210	60%
South London (SL)	01/03/18	690	630	450	71%
Local London (LL)	01/03/18	1,780	1,550	960	62%

Each section within the inner ring shows how the total number of individuals referred (33,360) is distributed across each area. The outer ring shows the percentage of starts there have been for the individuals referred in each area (24,720 in total).

The darker the inner segment, the earlier the area rolled out the Programme. The table shows the areas in order of date rollout from top to bottom.

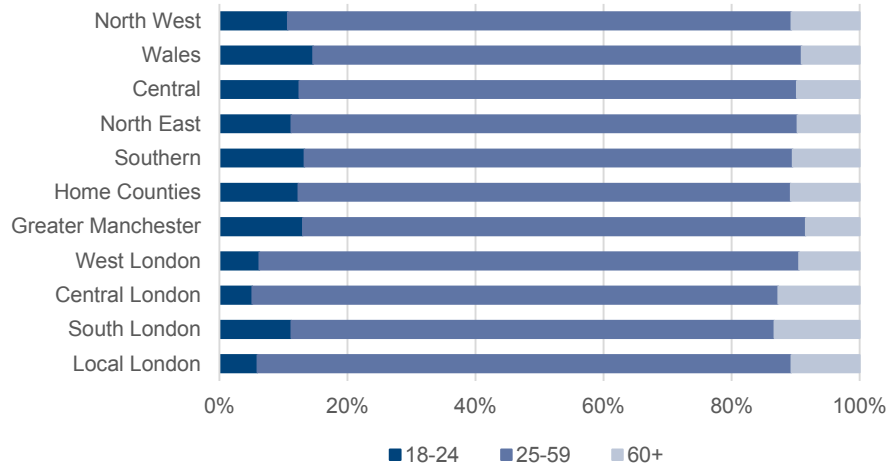
Clearly there have been proportionally more referrals and starts in the North East as this is the largest area. By the same token, the smaller proportions of referrals and starts are seen in London areas and these were also some of the final areas to roll out the Programme.

Overall, up until August 2018, the National proportion of starts to individuals referred is around 74%. Due to differences when each area began offering services and respective sizes, these figures vary across area. However cumulatively, the highest rate of individuals referred to starts has been in Wales (81%) and the lowest in Central London (60%).

# Demographics of the Work and Health Programme

## Over three-quarters of all participants are aged 25-59 years old

Percentage of WHP starts by age group and area from November 2017 to August 2018



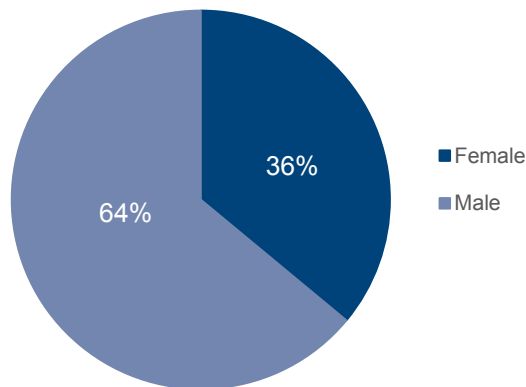
Variation across areas is more pronounced in the younger age category. Wales has the highest proportion of 18-24 year olds starting the programme (15%), while West London has the highest proportion of 25-59 year olds starting the programme (84%).

10% of all starts to WHP were from the 60+ age group. The majority (over three-quarters) of all starts come from the 25-59 age group. This is to be expected as WHP is aimed at working age participants.

See [Table 3.2](#) for further age breakdowns.

## Almost two thirds of all WHP participants are male

WHP starts by gender from November 2017 to August 2018



64% of all participants starting WHP are male.

Males consistently account for over 60% of all monthly participants since the start of the programme.

This differs slightly across groups. For example, in the early access group, 70% of participants are male, in the Long-term unemployed group 64% are male, and in the disability group 62% of participants are male.

See [Table 3.3](#) for full data.

# About these statistics

## Statistical products

This statistical summary gives an overview. Key points and trends are presented using charts and commentary. The information underlying the charts is available as supporting tables which can be found [here](#). Further details on the strategy for future publication of these statistics can be found [here](#).

## Experimental statistics

Experimental statistics are official statistics which are published in order to involve users and stakeholders in their development and as a means to build in quality at an early stage. All official statistics should comply with the UK Statistics Authority's [Code of Practice for Statistics](#) which promotes the production and dissemination of official statistics that inform decision making.

## Where to find out more

### Work and Health Programme Statistics

The background information note can be found here:

<https://www.gov.uk/government/publications/work-and-health-programme-statistics-background-information-and-methodology>

### Work and Health Programme Provider Guidance

The guidance given to the Programme Providers can be found here:

<https://www.gov.uk/government/publications/work-and-health-programme-provider-guidance>

### Work Programme Statistics

Information on the Work Programme, a programme which aimed to get unemployed people into sustained employment, and Work Programme National Statistics

<https://www.gov.uk/government/collections/work-programme-statistics--2>

### Work Choice Statistics

Information on the Work Choice, a programme which aimed to help disabled people find, keep and progress in a job, and Work Choice Official Statistics

<https://www.gov.uk/government/collections/work-choice-statistics-number-of-starts-and-referrals--2>

### Other National and Official Statistics

Details of other National and Official Statistics produced by the Department for Work and Pensions can be found on the DWP website through the following link:

<https://www.gov.uk/government/organisations/department-for-work-pensions/about/statistics>

### Access to Work

Information on the Access to Work provision, which is aimed to support people who have a disability or long-term health condition start or stay in work.

<https://www.gov.uk/government/collections/access-to-work-statistics>

## Contact information and feedback

For more information on WHP statistics, please contact Lee McGargill at [lee.mcargill1@dwp.gsi.gov.uk](mailto:lee.mcargill1@dwp.gsi.gov.uk).

DWP would like to hear your views on our statistical publications. If you use any of our statistics publications, we would be interested in hearing what you use them for and how well they meet your requirements. Please email DWP at [stats-consultation@dwp.gsi.gov.uk](mailto:stats-consultation@dwp.gsi.gov.uk).

Users can also join the "Welfare and Benefit Statistics" community at: <http://www.statsusernet.org.uk>. DWP announces items of interest to users via this forum, as well as replying to users' questions.