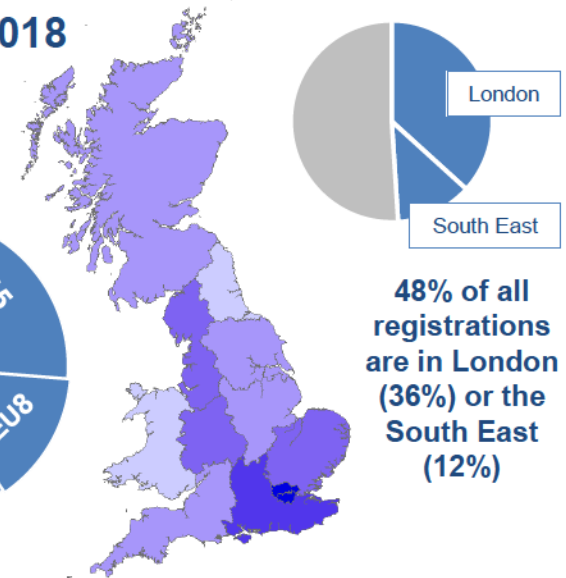
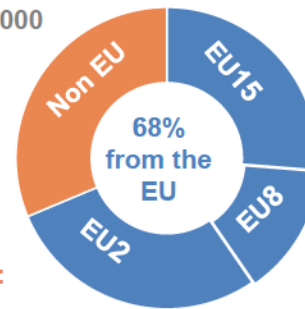
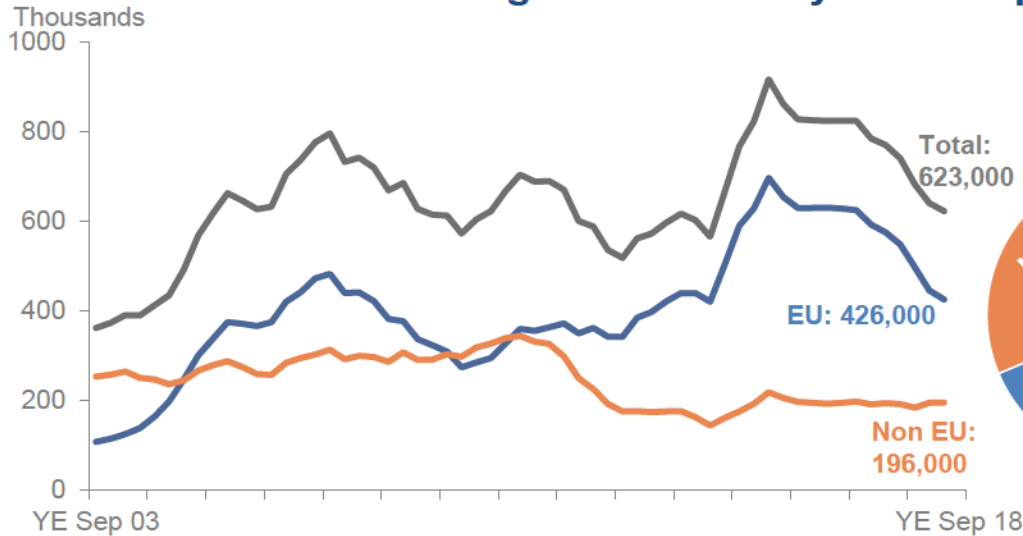




Department  
for Work &  
Pensions

# National Insurance Numbers Allocated to Adult Overseas Nationals Registrations to September 2018

## 623 thousand NINOs registered in the year to September 2018



### Changes from the previous year : By world area (in thousands)

World areas	YE September 18 total	YE September 17 total	% change to previous year
<b>Total</b>	<b>623</b>	<b>741</b>	<b>-16%</b>
<b>European Union</b>	<b>426</b>	<b>548</b>	<b>-22%</b>
(of which) EU15	163	208	-22%
(of which) EU8	89	126	-30%
(of which) EU2	170	211	-19%
<b>Non-European Union</b>	<b>196</b>	<b>192</b>	<b>+2%</b>

### ...and the top 5 Nationalities . Registrations to September 2018 (thousands) and % change from the previous year.

EU		Non EU	
Romania	137 (-19%)	India	36 (+10%)
Poland	47 (-32%)	Pakistan	14 (+8%)
Italy	44 (-23%)	China	11 (-5%)
Bulgaria	34 (-20%)	Australia	10 (-15%)
Spain	31 (-23%)	United States	10 (-0%)

Nationalities with the largest increases in registrations in the year to September 2018 are: India (see above), Turkey up 33% to 5000, Pakistan (see above), Croatia up 109% to 2000 and Nigeria up 9% to 9000.