

# New social housing lettings in England, 2017/18

## How many social housing properties are being newly let?



**13%** of new lettings are **Affordable Rent** – set at no more than 80% of local market rent



**87%** of new lettings are **Social Rent** – determined through national rent regime

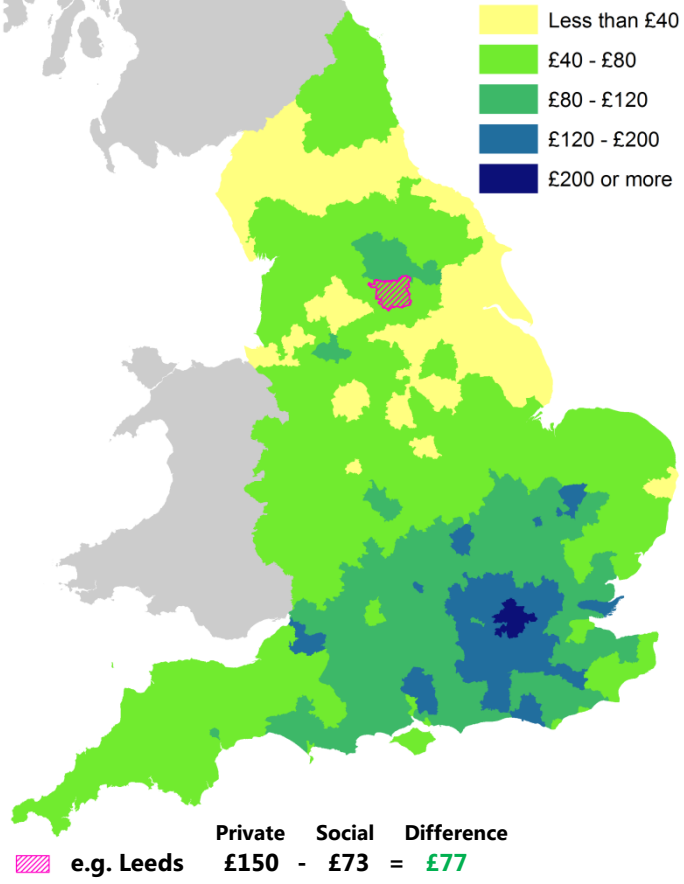
**73%** of new lettings are **General Needs** – no support arrangements



**27%** of new lettings are **Supported Housing** – designated support for specific client groups


## How affordable is social housing?

Average difference between weekly rent for new Social Rent General Needs households and private sector rents (social rent lower)

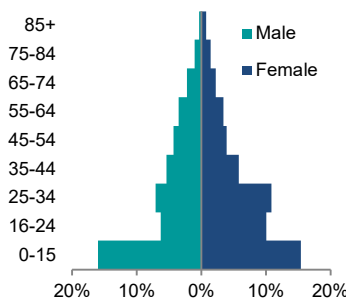


## Who is moving into social housing?

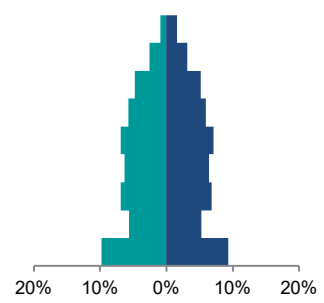
Household composition (%) of new lettings



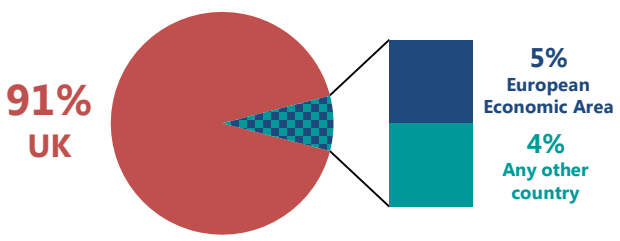
Age of new social tenants



Age of English population



Nationality of lead tenant (%) in new lettings



% of new lead tenants in employment



% of new households with indefinite length of tenancy



% of new lettings to White lead tenants



% of new lettings to statutorily homeless households



% of new households from private rented sector

