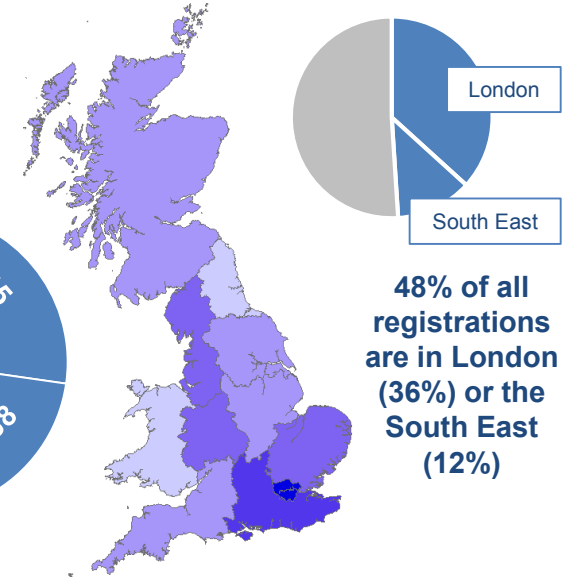
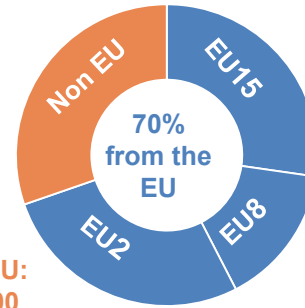
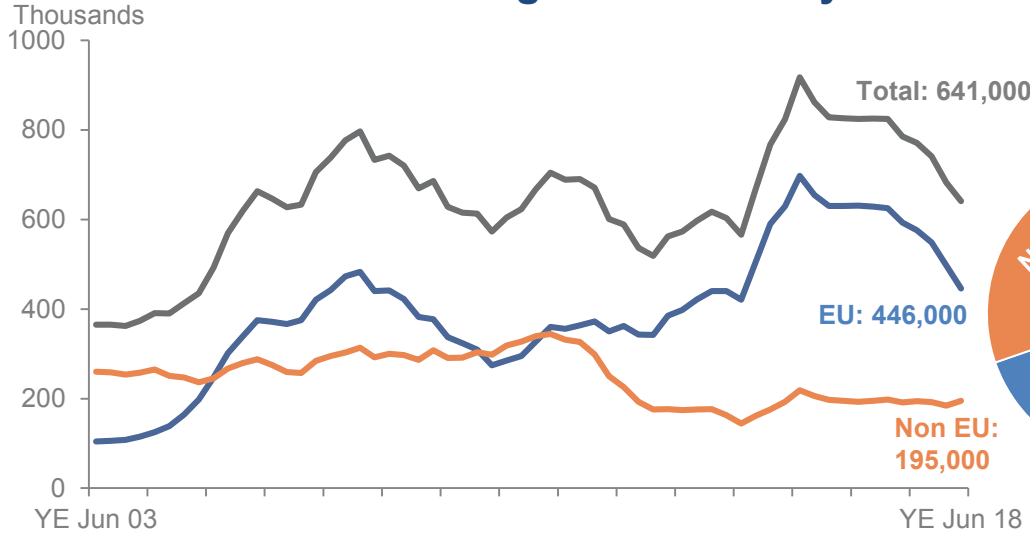




Department  
for Work &  
Pensions

# National Insurance Numbers Allocated to Adult Overseas Nationals Registrations to June 2018

## 641 thousand NI No's registered in the year to June 2018



### Changes from the previous year : By world area (in thousands)

World areas	YE Jun18 total	YE Jun17 total	% change to previous year
<b>Total</b>	<b>641</b>	<b>771</b>	<b>-17%</b>
<b>European Union</b>	<b>446</b>	<b>576</b>	<b>-23%</b>
(of which) EU15	170	217	-22%
(of which) EU8	97	138	-29%
(of which) EU2	176	218	-20%
<b>Non-European Union</b>	<b>195</b>	<b>195</b>	<b>-0%</b>

### ...and the top 5 Nationalities . Registrations to Jun 2018 (thousands) and % change from the previous year.

EU		Non EU	
Romania	141 (-19%)	India	34 (+0%)
Poland	52 (-33%)	Pakistan	13 (+6%)
Italy	45 (-25%)	China	11 (-5%)
Bulgaria	34 (-20%)	Australia	11 (-12%)
Spain	32 (-24%)	United States	10 (-1%)

Nationalities with the largest increases in registrations in the year to June 2018 are: Turkey up 47% to 5,000, Pakistan (see above), Iraq up 34% to 3,000 and Albania up 20% to 3,000